

# HSBC Global Managed Portfolio Service

At a glance

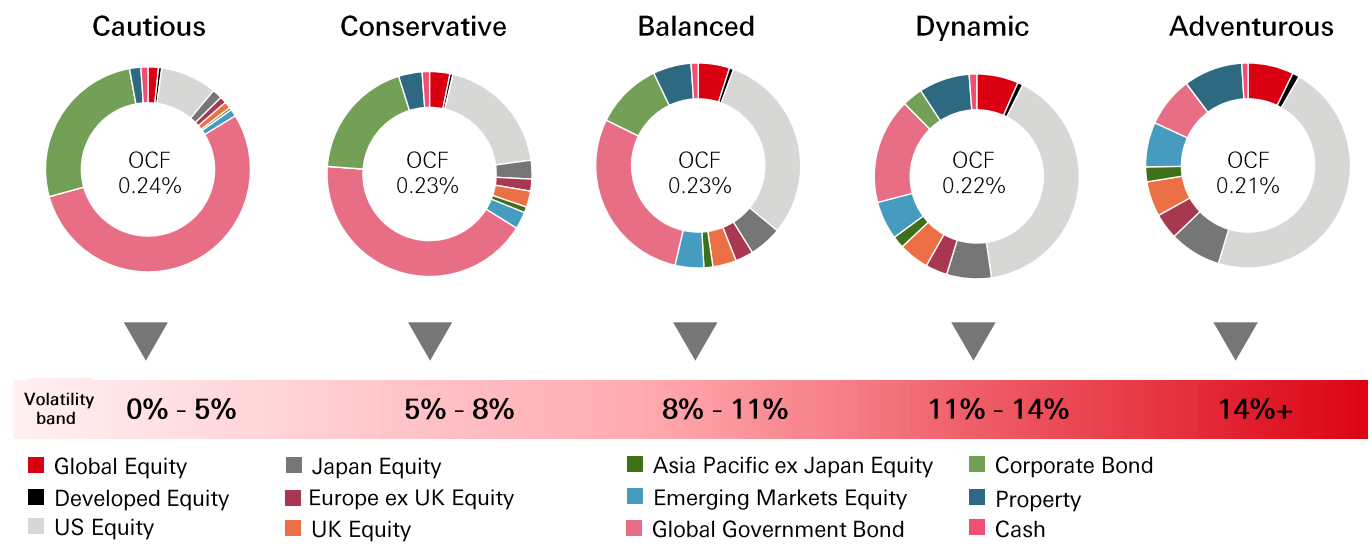


For Professional Clients only and should not be distributed to or relied upon by Retail Clients. This is a marketing communication. Please refer to the offering document before making any final investment decisions.



**HSBC** Asset Management

The HSBC Global Managed Portfolio Service is a range of cost-efficient portfolios with a global focus. The portfolios are actively managed and use passive investments to fulfil the asset allocation.



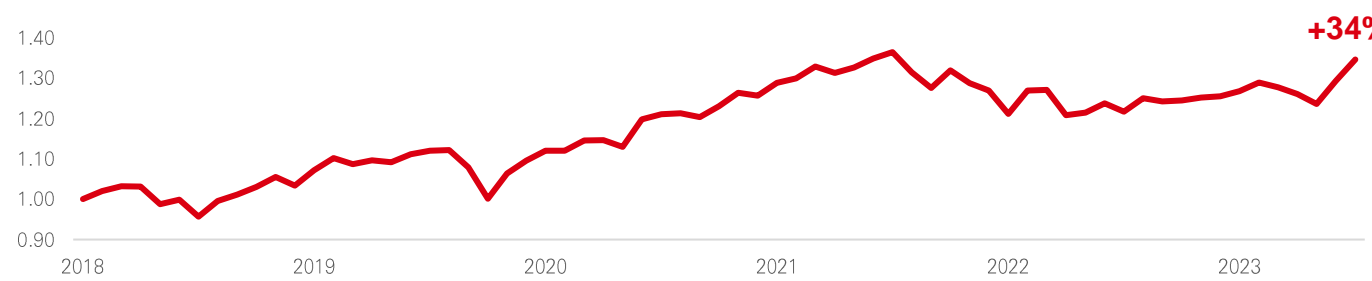
Source: HSBC Asset Management, December 2023. Pie charts for illustrative purposes only. Ongoing charges figure (OCFs) as at December 2023.



**Ratings should not be taken as a recommendation.** The Defaqto 5 diamond logo relates to the Cautious, Conservative, Balanced, Dynamic and Adventurous portfolios. The Dynamic Planner Premium logo relates to the Balanced portfolio only. The FinaMetrica score refers to their 'ok risk' range. The Synaptic score refers to their 1-5 scale SAA rating. The EValue Risk Ratings is based on 1-10 scale data generated by Fund Risk Assessor on a 25-year time horizon.

## Portfolio performance

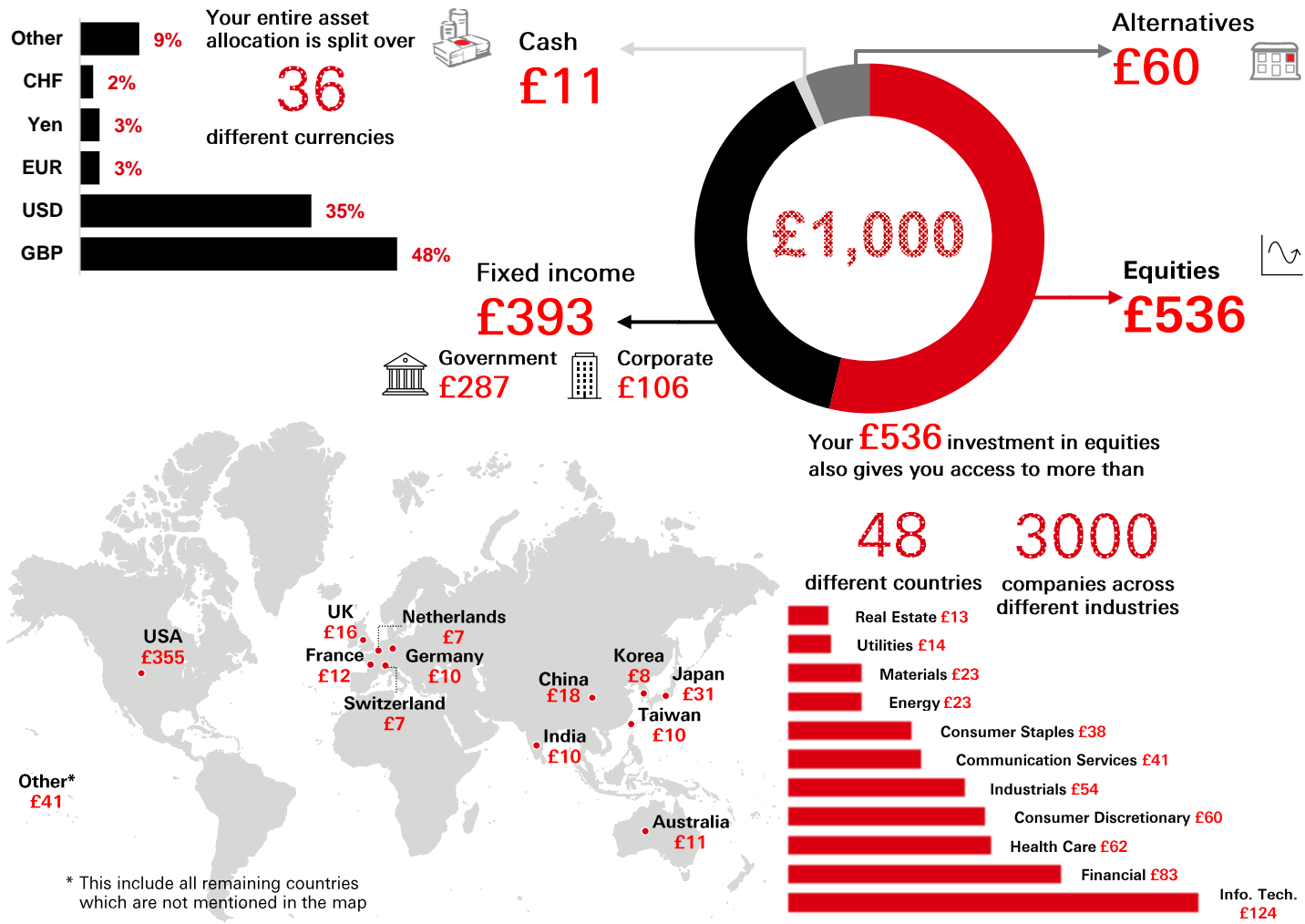
### Balanced Portfolio – cumulative returns



Rolling returns (% net)	31.12.22 to 31.12.23	31.12.21 to 31.12.22	31.12.20 to 31.12.21	31.12.19 to 31.12.20	31.12.18 to 31.12.19
HSBC Global MPS Balanced	10.66	-10.83	12.67	8.13	17.04

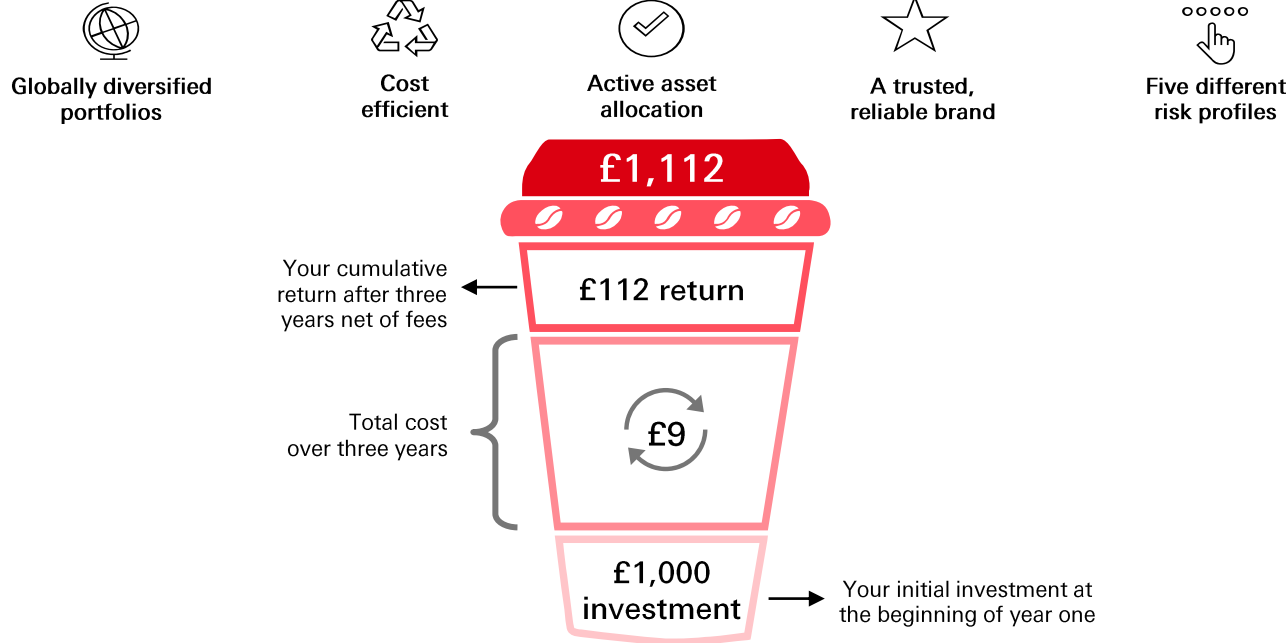
**Past performance is not an indication of future returns. The value of investments and any income from them can go down as well as up and investors may not get back the amount originally invested.**  
 Source: HSBC Asset Management as at December 2023. Performance net of ongoing charges figure (OCF).

# Diversification: Where does your money go?



Source: HSBC Asset Management as at November 2023. This is for illustrative purposes only. It is indicative of the portfolio holdings and not the actual holdings.\*This includes all remaining countries which are not mentioned on the map. Differences due to rounding.

## Full circle: Your added value



### Past performance is not an indication of future returns

Source: HSBC Asset Management. This is based on an investment in the Balanced portfolio. OCF and return of investment is net of fees as at December 2023. For illustrative purposes only, it is based on actual historic performance and is not an indicator of forward looking returns. Any discrepancy may be due to rebalancing and rounding.

# Advisory Business Development Team

Fay Hendon	Head of UK Intermediary Business Development London	Tel: +44 (0) 20 3359 6750 Mobile: +44 (0) 74 6870 5975	fay.hendon@hsbc.com
Marcus Hartley	UK Intermediary Business Development Manager Midlands & South West	Tel: +44 (0) 20 335 93233 Mobile: +44 (0) 73 847 93300	marcus.hartley@hsbc.com
Natasha Crosby	UK Intermediary Business Development Manager London & South East	Tel: +44 (0) 20 3359 1197 Mobile: +44 (0) 73 8479 3759	natasha.crosby@hsbc.com
Linsay McCallum	UK Intermediary Business Development Manager North, Scotland & Northern Ireland	Tel: +44 (0) 14 1358 2084 Mobile: +44 (0) 73 8724 6584	linsay.mccallum@hsbc.com

Email: [wholesale.clientservices@hsbc.com](mailto:wholesale.clientservices@hsbc.com)  
Website: [www.assetmanagement.hsbc.co.uk/en/intermediary](http://www.assetmanagement.hsbc.co.uk/en/intermediary)

## Key risks

**It is important to remember that the value of investments and any income from them can go down as well as up and is not guaranteed.**

**Counterparty Risk:** The possibility that the counterparty to a transaction may be unwilling or unable to meet its obligations.

**Credit Risk:** A bond or money market security could lose value if the issuer’s financial health deteriorates.

**Default Risk:** The issuers of certain bonds could become unwilling or unable to make payments on their bonds.

**Derivatives Risk:** Derivatives can behave unexpectedly. The pricing and volatility of many derivatives may diverge from strictly reflecting the pricing or volatility of their underlying reference(s), instrument or asset.

**Emerging Markets Risk:** Emerging markets are less established, and often more volatile, than developed markets and involve higher risks, particularly market, liquidity and currency risks.

**Exchange Rate Risk:** Changes in currency exchange rates could reduce or increase investment gains or investment losses, in some cases significantly.

**Interest Rate Risk:** When interest rates rise, bond values generally fall. This risk is generally greater the longer the maturity of a bond investment and the higher its credit quality.

**Investment Fund Risk:** Investing in other funds involves certain risks an investor would not face if investing in markets directly. Governance of underlying assets can be the responsibility of third-party managers.

**Investment Leverage Risk:** Investment Leverage occurs when the economic exposure is greater than the amount invested, such as when derivatives are used. A Fund that employs leverage may experience greater gains and/or losses due to the amplification effect from a movement in the price of the reference source.

**Liquidity Risk:** Liquidity Risk is the risk that a Fund may encounter difficulties meeting its obligations in respect of financial liabilities that are settled by delivering cash or other financial assets, thereby compromising existing or remaining investors.

**Operational Risk:** Operational risks may subject the Fund to errors affecting transactions, valuation, accounting, and financial reporting, among other things.

# Important Information

**For Professional Clients only and should not be distributed to or relied upon by Retail Clients.**

The material contained herein is for marketing purposes and is for your information only. This document is not contractually binding nor are we required to provide this to you by any legislative provision. It does not constitute legal, tax or investment advice or a recommendation to any reader of this material to buy or sell investments. You must not, therefore, rely on the content of this document when making any investment decisions.

This document is not intended for distribution to or use by any person or entity in any jurisdiction or country where such distribution or use would be contrary to law or regulation. This document is not and should not be construed as an offer to sell or the solicitation of an offer to purchase or subscribe to any investment.

The contents are confidential and may not be reproduced or further distributed to any person or entity, whether in whole or in part, for any purpose. This presentation is intended for discussion only and shall not be capable of creating any contractual or other legal obligations on the part of HSBC Global Asset Management (UK) Limited or any other HSBC Group company.

The document is based on information obtained from sources believed to be reliable but which have not been independently verified. HSBC Global Asset Management (UK) Limited and HSBC Group accept no responsibility as to its accuracy or completeness. Care has been taken to ensure the accuracy of this presentation but HSBC Global Asset Management (UK) Limited accepts no responsibility for any errors or omissions contained therein.

This document and any issues or disputes arising out of or in connection with it (whether such disputes are contractual or non-contractual in nature, such as claims in tort, for breach of statute or regulation or otherwise) shall be governed by and construed in accordance with English law.

Any views expressed were held at the time of preparation and are subject to change without notice. While any forecast, projection or target where provided is indicative only and not guaranteed in any way. HSBC Global Asset Management (UK) Limited accepts no liability for any failure to meet such forecast, projection or target.

The value of investments and any income from them can go down as well as up and investors may not get back the amount originally invested. Where overseas investments are held the rate of currency exchange may also cause the value of such investments to fluctuate. Investments in emerging markets are by their nature higher risk and potentially more volatile than those inherent in some established markets. Stock market investments should be viewed as a medium to long term investment and should be held for at least five years. Any performance information shown refers to the past and should not be seen as an indication of future returns.

To help improve our service and in the interests of security we may record and/or monitor your communication with us. HSBC Global Asset Management (UK) Limited provides information to Institutions, Professional Advisers and their clients on the investment products and services of the HSBC Group.

Approved for issue in the UK by HSBC Global Asset Management (UK) Limited, who are authorised and regulated by the Financial Conduct Authority.

HSBC Asset Management is the brand name for the asset management business of HSBC Group, which includes the investment activities provided through our local regulated entity, HSBC Global Asset Management (UK) Limited.

[www.assetmanagement.hsbc.com/uk](http://www.assetmanagement.hsbc.com/uk)

Copyright © HSBC Global Asset Management (UK) Limited 2024. All rights reserved.

0016; EXP 31.07.2024