


# Sustainable Emerging Markets Debt: Enabling the Difference Makers

For Professional Clients only.

This is a marketing communication. Please refer to the governing document before making investment advice.

September 2025



*The lack of financing for sustainability transition across companies in emerging markets (EMs) has created a critical gap. With EM corporates facing limited access to dedicated funding pools, it is vital to channel capital into companies that are actively implementing ambitious, measurable sustainability initiatives. By supporting businesses on their journey towards sustainable practices, investors may catalyse positive environmental and social change while generating long-term financial returns*

## Introduction

Over the last decade, EMs and developing economies (EMDEs) have accounted for two-thirds of the world's energy-related carbon-dioxide (CO<sub>2</sub>) emissions and 95% of the increase in emissions. Many emerging governments now have decarbonisation goals and are pursuing increasingly credible and ambitious policies to achieve them, but they are held back by an acute shortage of finance. Recognising that investors in EM corporates can make an outsize contribution to global sustainability, HSBC Asset Management has created the GEM Corporate Sustainable Bond Strategy to help fill this funding gap.

## Our strategy enables the difference-makers

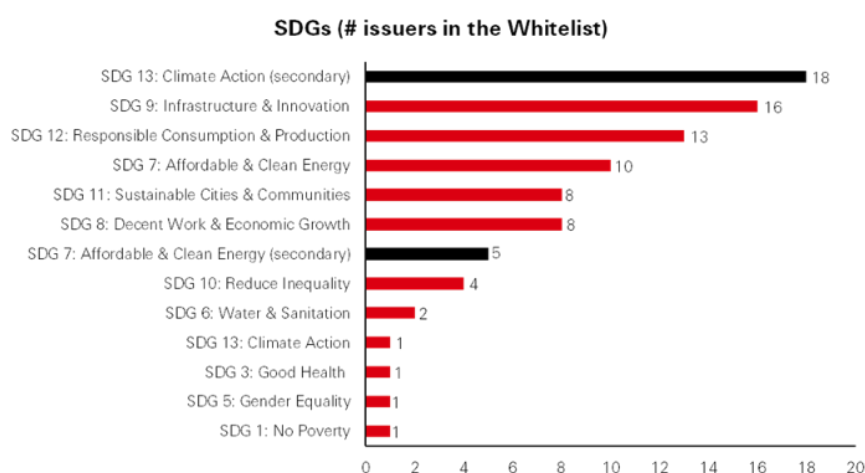
We believe that sustainable investing will provide improved outcomes for both investors and the planet, so we have invested significant time and resources in establishing ourselves as a sustainable leader in managing EM corporates. Our innovative strategy aims to deliver positive environmental impact through integrated sustainability analysis and continuous engagement with EM issuers.

Through a rigorous bottom-up approach, we evaluate an issuer's sustainability plans, its progress towards achieving specific ESG goals, and its alignment with SDG themes. The credit-intensive strategy aims to generate positive environmental and social outcomes and deliver long-term financial returns for investors. The strategy should appeal to a broad investor base, given that investors have the option to gain exposure through the UCITS fund, RAIF fund or managed accounts, depending on their specific requirements.

## Key differentiators

- ◆ Unlike traditional EM ESG funds, which tend to focus on use-of-proceeds and labelled bonds (e.g. green, social or sustainability-linked bonds), we have created a strategy that takes a broader and more flexible approach, targeting companies with transformative sustainability goals and have demonstrable business plans and ambitions. We evaluate the company, rather than the bond, to determine sustainability-ness.
- ◆ The strategy not only targets companies that meet our stringent sustainability and ESG criteria but also aims to create a diversified portfolio in terms of industries, regions and ratings. This diversification tends to be broader than that of other EM sustainable or impact funds and captures smaller companies and more private companies that might otherwise go uncovered.
- ◆ We invest in companies at various stages of their sustainability lifecycle and then reallocate capital as they achieve their goals. Our aim is to invest in issuers *before* their sustainability improvements are incorporated into market prices. Then, we can harvest the potential price appreciation achieved through these improvements and invest in new opportunities for sustainable co-investment.
- ◆ Ongoing engagement with EM corporate issuers is central to our strategy. We engage with EM issuers to assess their ESG plans and progress, their challenges and the gaps, with the ultimate goal of driving positive change.
- ◆ The fact that we focus only on EMs, while other offerings may include investments situated outside EMs, also sets our strategy apart. In addition, we evaluate companies at the issuer level, not at the security level. Thus, we analyse the broad profile of the company, including its plans and ambitions to transform into a sustainable business, rather than simply investigating the bond that is being issued.
- ◆ The strategy exclusively targets corporate bonds that meet the high standards of SFDR Article 9, ensuring transparency, accountability and alignment with the UN's SDGs.
- ◆ We do not have a singular thematic focus. We look for sustainable transition and potential impact everywhere and anywhere we can; therefore, our bottom-up issuer selection process and engagement results in a portfolio that is well diversified globally and can express a range of sustainability investments. The SDGs captured in our portfolio include Climate Action (13), Affordable and Clean Energy (7), Clean Water and Sanitation (6), Good Health and Well Being (3) and Reduced Inequalities (10), across a diversified set of regions and sectors.

Figure 1: HSBC GEM Corporate Sustainable Strategy distribution by UN SDG



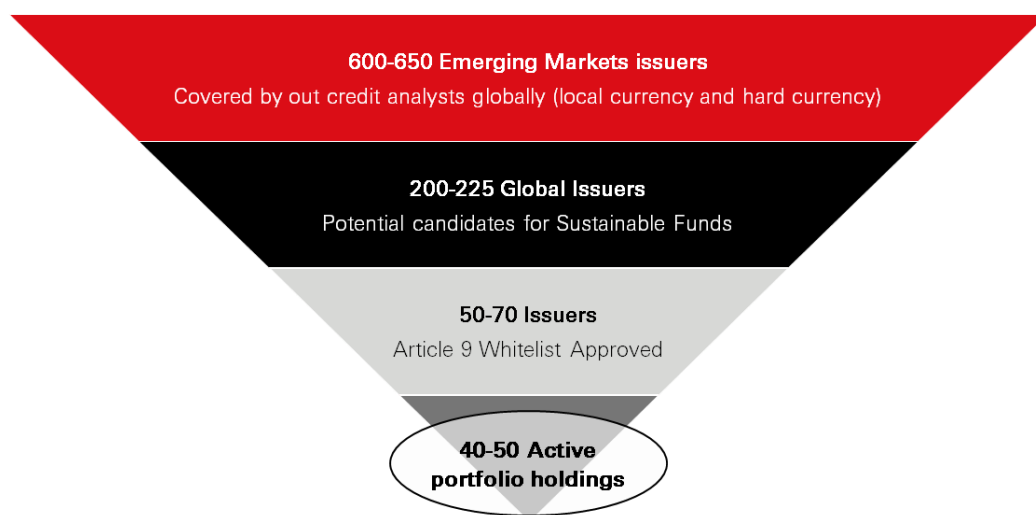
## How we execute the strategy

We follow a robust, repeatable process. HSBC Asset Management has over 40 senior credit analysts who specialise in sustainability analysis. Our sovereign analysts doubly provide country and macro risk perspectives to portfolio construction. Our stringent internal and regulatory standards ensure compliance with SFDR Article 9 requirements, with each investment considered and approved by a committee representing investments, risk, and responsible investment teams. The bottom-up investment process selects corporate issuers based on rigorous fundamental analysis and a forward-looking, integrated sustainability assessment, which aims to:

1. Evaluate an issuer's current sustainability plans and challenges
2. Track the issuer's progress, based on ESG data and engagement
3. Measure the issuer's positive change and impact achievements

Our deliberative, deep-dive analytical process for evaluating portfolio candidates implicitly excludes in the order of 90% of the issuers across the EM corporate bond universe.

**Figure 2: Portfolio construction process**



Source: HSBC Asset Management, July 2025

## Engagement critical to success

Standards of corporate governance in EMs have improved sharply in recent years, but they still tend to be lower than in the advanced economies. That's why continuing engagement with EM corporate issuers is central to our strategy.

We engage with all companies that we approve for investment, helping with lighter-touch sustainability improvements or providing higher-pressure conditional criteria for achieving measurable impact. Our analysts collaborate closely with corporate management teams to foster transparency, encourage ESG data disclosure, and track progress against sustainability milestones. This continuing dialogue with issuers enhances our fundamental credit research process and ensures the strategy remains aligned with SFDR Article 9 standards.

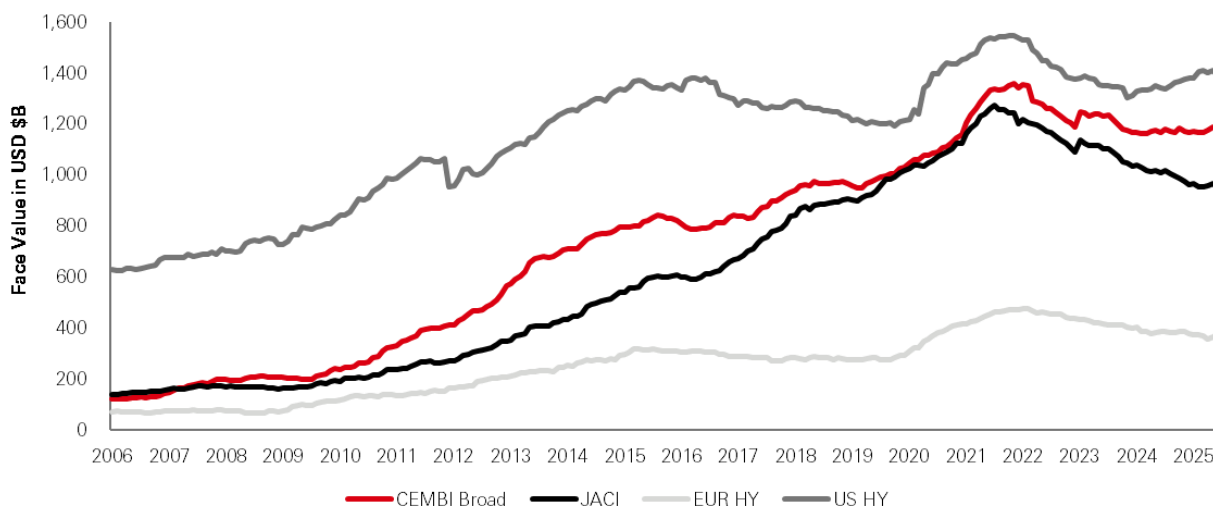
## Where to invest?

The strategy channels capital into promising EM issuers that we believe to be future winners of global transition and change. With robust credit research, active engagement and strategic capital allocation, we aim to drive meaningful and measurable impact in these markets. Examples include a business that invests in a diversified portfolio of renewables – hydro, solar and wind – in the poorest regions of Central America, while also driving social progress by investing in electrification, schools and infrastructure in rural areas. Another example is a telecoms company that operates in some of the most underprivileged parts of Africa. Around half of all sub-Saharan Africans do not have access to the internet, so gaining access to telecoms – especially in rural areas – can bring major social benefits in terms of jobs, innovation and financial inclusion.

## The investment case for sustainable EM corporates

EM corporates have matured and developed into their own robust asset class. Looking at the market capitalisation as represented by the JP Morgan indices, EM corporates were just 25% of the size of the US high-yield bonds asset class 15 years ago, but they have closed the gap and now stand at nearly the same size as the US high yield bond market today.

Figure 3: Evolution of the asset class



Source: JP Morgan, ICE BofA, as of 30 June 2025 based on daily returns.

Yet EM corporates remain underappreciated by investors, despite the attractive attributes of the asset class. These include:

- ◆ **Diversification:** The universe provides exposure to a diversified set of countries and industries that are not dependent on a single economic cycle or central bank policy. The asset class is also hybrid, composed of both investment-grade and high-yield issuers, from every EMDE region.
- ◆ **Robust risk management:** EM companies tend to be better managed than their developed-market counterparts, even on a ratings-adjusted basis. They generally have lower leverage levels, are more prudent in taking on debt, implement more consistent currency hedging strategies, and are better able to withstand periods when markets are closed, holding their value regardless of the interest-rate environment.

- ◆ **Resilient yields:** The most widely used EM corporate bond index (the JPM CEMBI BD) has delivered higher carry and lower volatility than other credit asset classes over the longer term – especially during periods of drawdown.
- ◆ **Technical support:** Technical factors such as supply (market issuance) and positioning are favourable for investments in the asset class. EM debt has only just begun to experience inflows, following other fixed-income assets. We expect more rotations into EM bonds – especially from shorter-duration fixed income – as the rate-cut cycle unfolds.

## Outlook for EM corporate bonds

The performance of EM corporates is not primarily driven by flows and is also less correlated with US Treasuries than other asset classes. Relatively low correlations, higher yields and lower duration, and differences in the characteristics of the investor base mean that EM corporates can help to diversify and stabilise risk-adjusted returns over the longer term.

The outlook is encouraging, based on the macroeconomic cycle, country fundamentals, bottom-up company strength, and technical factors. The yield advantage of EM corporates may be compounded by the capital-gain effect of cyclically declining interest rates, providing an opportunity for strong returns.

## Our ambition

We aim to institutionalise sustainable investing in EM corporates and draw attention, resources and capital to EM issuers that are on a path to achieving specific sustainability goals. By channelling capital into companies that are actively implementing ambitious, measurable sustainability plans and practices, the strategy seeks to catalyse environmental and social change while delivering long-term financial returns for investors.

We believe that our investment approach – prioritising sustainability improvements as a driver of financial returns – can help redefine investing in EMs. Through robust research, active engagement and strategic capital allocation, we seek to support future winners of global transition and change. The strong governance around our selection and approval process for investments helps ensure the highest standards of credit quality and sustainability are met.

We anticipate that the need for private financing to achieve progress in EM sustainability will only grow. We believe that our strategy, today, provides a scalable and impactful solution to that future need, helping investors align their portfolios with the transition to a greener, more sustainable world.

## Key risks

**The value of investments and any income from them can go down as well as up and investors may not get back the amount originally invested.**

**ESG Investing Risk.** The use of ESG criteria in the strategy's investment process may cause the strategy to forgo investment opportunities available to other strategies that do not use these criteria, or to increase or decrease its exposure to certain sectors or types of issuers, which may negatively impact the strategy's relative performance as compared to non-ESG strategies. Investing on the basis of ESG criteria is qualitative and subjective by nature and there can be no assurances that the process utilized by the Adviser will enable the strategy to meet its investment objectives.

**Exchange Rate Risk** Changes in currency exchange rates could reduce or increase investment gains or investment losses, in some cases significantly.

**Counterparty Risk** The possibility that the counterparty to a transaction may be unwilling or unable to meet its obligations.

**Liquidity Risk** is the risk that a Fund may encounter difficulties meeting its obligations in respect of financial liabilities that are settled by delivering cash or other financial assets, thereby compromising existing or remaining investors.

**Operational Risk** may subject the Fund to errors affecting transactions, valuation, accounting, and financial reporting, among other things.

**Derivatives Risk** Derivatives can behave unexpectedly. The pricing and volatility of many derivatives may diverge from strictly reflecting the pricing or volatility of their underlying reference(s), instrument or asset.

**Emerging Markets Risk** Emerging markets are less established, and often more volatile, than developed markets and involve higher risks, particularly market, liquidity and currency risks.

**Interest Rate Risk** When interest rates rise, bond values generally fall. This risk is generally greater the longer the maturity of a bond investment and the higher its credit quality.

**Default Risk** The issuers of certain bonds could become unwilling or unable to make payments on their bonds.

**Credit Risk** A bond or money market security could lose value if the issuer's financial health deteriorates.

**CoCo Bond Risk** Contingent convertible securities (CoCo bonds) are comparatively untested, their income payments may be cancelled or suspended, and they are more vulnerable to losses than equities and can be highly volatile.

**Further information on the potential risks can be found in the governing documents.**

## Important Information

**For Professional Clients only and should not be distributed to or relied upon by Retail Clients.**

The material contained herein is for marketing purposes and is for your information only. This document is not contractually binding nor are we required to provide this to you by any legislative provision. It does not constitute legal, tax or investment advice or a recommendation to any reader of this material to buy or sell investments. You must not, therefore, rely on the content of this document when making any investment decisions.

This document is not intended for distribution to or use by any person or entity in any jurisdiction or country where such distribution or use would be contrary to law or regulation. This document is not and should not be construed as an offer to sell or the solicitation of an offer to purchase or subscribe to any investment.

The contents are confidential and may not be reproduced or further distributed to any person or entity, whether in whole or in part, for any purpose. This presentation is intended for discussion only and shall not be capable of creating any contractual or other legal obligations on the part of HSBC Global Asset Management (UK) Limited or any other HSBC Group company.

The document is based on information obtained from sources believed to be reliable but which have not been independently verified. HSBC Global Asset Management (UK) Limited and HSBC Group accept no responsibility as to its accuracy or completeness. Care has been taken to ensure the accuracy of this presentation but HSBC Global Asset Management (UK) Limited accepts no responsibility for any errors or omissions contained therein.

This document and any issues or disputes arising out of or in connection with it (whether such disputes are contractual or non-contractual in nature, such as claims in tort, for breach of statute or regulation or otherwise) shall be governed by and construed in accordance with English law.

Any views expressed were held at the time of preparation and are subject to change without notice. While any forecast, projection or target where provided is indicative only and not guaranteed in any way. HSBC Global Asset Management (UK) Limited accepts no liability for any failure to meet such forecast, projection or target.

The value of investments and any income from them can go down as well as up and investors may not get back the amount originally invested. Where overseas investments are held the rate of currency exchange may also cause the value of such investments to fluctuate. Investments in emerging markets are by their nature higher risk and potentially more volatile than those inherent in some established markets. Stock market investments should be viewed as a medium to long term investment and should be held for at least five years. Any performance information shown refers to the past and should not be seen as an indication of future returns.

To help improve our service and in the interests of security we may record and/or monitor your communication with us. HSBC Global Asset Management (UK) Limited provides information to Institutions, Professional Advisers and their clients on the investment products and services of the HSBC Group.

Approved for issue in the UK by HSBC Global Asset Management (UK) Limited, who are authorised and regulated by the Financial Conduct Authority.

HSBC Asset Management is the brand name for the asset management business of HSBC Group, which includes the investment activities provided through our local regulated entity, HSBC Global Asset Management (UK) Limited.

[www.assetmanagement.hsbc.co.uk](http://www.assetmanagement.hsbc.co.uk)

Copyright © HSBC Global Asset Management (UK) Limited 2025. All rights reserved.

Content ID: D054848; Expiry Date: 30.09.2026