



For Professional Clients Only

# HSBC MSCI Emerging Markets Climate Paris Aligned UCITS ETF

## Fund overview

April 2022

This is a marketing communication. Please refer to the prospectus of the Fund and to the KIID before making any final investment decisions

### The strategy at a glance

The HSBC MSCI Emerging Markets Climate Paris Aligned UCITS ETF is a passively managed fund designed to support investors seeking to minimise their exposure to climate risks by reducing carbon emissions in line with the Paris Agreement requirements. The fund tracks the MSCI Emerging Markets Climate Paris Aligned Index, which follows a rules-based and transparent methodology to go beyond EU minimum standards to address climate change risks and opportunities.

### Why consider the MSCI Emerging Markets Climate Paris Aligned Index

#### Sophisticated climate analytics

Uses a wide variety of climate metrics, including Climate Value-at-Risk (VaR), Low Carbon Transition Score and TCFD<sup>1</sup> Recommendations

#### Climate compatible investing

Stocks are weighted based on their forward-looking, return-based climate-stressed market valuation

#### High standards

Designed to go beyond EU minimum standards, helping investors meet their sustainable investment objectives and limit risks

#### Extensive company coverage

Approximately 491 large and mid-cap securities across 26 Emerging Market countries

### Past performance should not be seen as an indication of future returns.

Source: HSBC Asset Management, MSCI, as at June 2021

1. Task Force on Climate-related Financial Disclosures
2. Socially Responsible Investment
3. Source: Euromoney 2020 "World's Best Bank for Sustainable Finance"
4. Principles for Responsible Investment
5. Source: <https://www.unpri.org/signatories/hsbc-global-asset-management/1306.article>
6. Please refer to page 3 for the full risk details

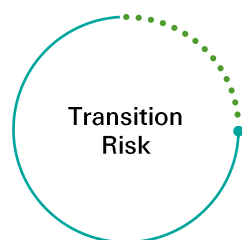
### The strength of our sustainable ETFs

- ◆ Specialised **ETF Sales, Capital Markets and Investment Specialists** teams as well as dedicated SRI<sup>2</sup> and engagement specialists
- ◆ 30+ years experience in managing passive portfolios, with a **strong record of close tracking** and minimising costs
- ◆ The World's **Best Bank** for Sustainable Finance<sup>3</sup> in 2020
- ◆ Early signatory of the **Montreal Carbon Pledge** in 2015
- ◆ Early global signatory of the **PRI**<sup>4</sup> and highest **A+ assessment** score in all modules<sup>5</sup>
- ◆ Founding Signatory and Global Steering Committee Member of **Climate Action 100+**
- ◆ As a support of the **TCFD**, we work with portfolio companies to improve their climate-related disclosures

### Key Risks<sup>6</sup>

- ◆ Counterparty Risk
- ◆ Derivatives Risk
- ◆ Emerging Markets Risk
- ◆ Exchange Rate Risk
- ◆ Index Tracking Risk
- ◆ Investment Leverage Risk
- ◆ Liquidity Risk
- ◆ Operational Risk

## MSCI Emerging Markets Climate Paris Aligned Index objectives



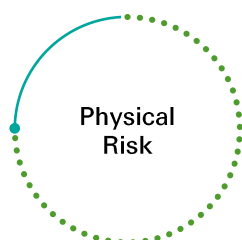
### Transition Risk

- ◆ Carbon intensity reduction of 50%
- ◆ Lower fossil fuel exposure
- ◆ Neutral exposure to high impact sector
- ◆ 20% higher weight to companies setting targets
- ◆ Underweight companies facing transition risk



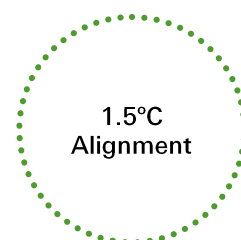
### Green Opportunity

- ◆ Overweight companies providing solutions
- ◆ 2x higher weighted average green revenue<sup>1</sup> percentage than parent index
- ◆ 4x higher green/brown<sup>2</sup> ratio
- ◆ 10% improvement in Low Carbon Transition score



### Physical Risk

- ◆ Physical Risk Climate VaR is at least 50% lower



### 1.5°C Alignment

- ◆ Self-decarbonisation of at least 10%
- ◆ Climate VaR under 1.5°C Scenario

Companies generating at least 1% of revenues from **thermal coal mining**, 10% of revenues from **oil and gas**, or 50% of revenues from **power generation** from thermal coal, oil or gas are excluded.

## Sector breakdown

Industry	Index Weight
Information Technology	27.58%
Financials	22.04%
Consumer Discretionary	12.28%
Industrials	9.96%
Communication Services	8.69%
Materials	5.81%
Consumer Staples	4.73%
Healthcare	3.75%
Real Estate	2.81%
Utilities	2.33%

Source: MSCI, as at March 2022

## Fund details

Benchmark	MSCI Emerging Markets Climate Paris Aligned Net USD Index (MXEFCLPA)		
TER	Up to 0.18%		
Registration <sup>3</sup>	AT, CH, DE, DK, ES, FI, FR, HK, IE, IT, LU, NL, PT, SE, SG, UK		
Listings <sup>4</sup> / Ticker	LSE: HPEM LN (USD) HPEF LN (GBP)	Euronext: HPEM FP (EUR) SIX: HPEM SW (USD)	BI: HPEM IM EUR Xetra: HP8E GY (EUR)
ISIN	IE000FNVOB27		
Inception date	8 April 2022		
Base currency	USD		
Fund domicile	Ireland		
Fund manager	HSBC Global Asset Management (UK) Ltd		
Replication method	Physical full replication		
Dividend treatment	Accumulating		

Source: MSCI, HSBC Asset Management, as at April 2022

1. Green revenue is defined as revenue from goods and services including alternative energy, energy efficiency, green building, pollution prevention and sustainable water.
2. Brown revenue is defined as the revenue generated from thermal coal extraction, unconventional and conventional oil and gas extraction, oil refining, thermal coal based power generation, liquid fuel based power generation or natural gas based power generation.
3. This fund may not be yet registered for sale in the mentioned regions.
4. This fund may not be yet available in the mentioned exchanges.

## Key risks

The value of an investment in the portfolios and any income from them can go down as well as up and as with any investment you may not receive back the amount originally invested.

- ◆ **Counterparty Risk** The possibility that the counterparty to a transaction may be unwilling or unable to meet its obligations
- ◆ **Derivatives Risk** Derivatives can behave unexpectedly. The pricing and volatility of many derivatives may diverge from strictly reflecting the pricing or volatility of their underlying reference(s), instrument or asset
- ◆ **Emerging Markets Risk** Emerging markets are less established, and often more volatile, than developed markets and involve higher risks, particularly market, liquidity and currency risks
- ◆ **Exchange Rate Risk** Changes in currency exchange rates could reduce or increase investment gains or investment losses, in some cases significantly
- ◆ **Index Tracking Risk** To the extent that the Fund seeks to replicate index performance by holding individual securities, there is no guarantee that its composition or performance will exactly match that of the target index at any given time ("tracking error")
- ◆ **Investment Leverage Risk** Investment Leverage occurs when the economic exposure is greater than the amount invested, such as when derivatives are used. A Fund that employs leverage may experience greater gains and/or losses due to the amplification effect from a movement in the price of the reference source
- ◆ **Liquidity Risk** Liquidity Risk is the risk that a Fund may encounter difficulties meeting its obligations in respect of financial liabilities that are settled by delivering cash or other financial assets, thereby compromising existing or remaining investors
- ◆ **Operational Risk** Operational risks may subject the Fund to errors affecting transactions, valuation, accounting, and financial reporting, among other things

Further information on the potential risks can be found in the Key Investor Information Document (KIID) and/or the Prospectus of Offering Memorandum.

## Important information

**For Professional Clients only and should not be distributed to or relied upon by Retail Clients.**

The material contained herein is for marketing purposes and is for your information only. This document is not contractually binding nor are we required to provide this to you by any legislative provision. It does not constitute legal, tax or investment advice or a recommendation to any reader of this material to buy or sell investments. You must not, therefore, rely on the content of this document when making any investment decisions. This document is not intended for distribution to or use by any person or entity in any jurisdiction or country where such distribution or use would be contrary to law or regulation. This document is not and should not be construed as an offer to sell or the solicitation of an offer to purchase or subscribe to any investment. Any views expressed were held at the time of preparation and are subject to change without notice. While any forecast, projection or target where provided is indicative only and not guaranteed in any way. HSBC Global Asset Management (UK) Limited accepts no liability for any failure to meet such forecast, projection or target.

HSBC MSCI Emerging Markets Climate Paris Aligned UCITS ETF is a sub-fund of HSBC ETFs plc ("the Company"), an investment company with variable capital and segregated liability between sub-funds, incorporated in Ireland as a public limited company, and is authorised by the Central Bank of Ireland. The company is constituted as an umbrella fund, with segregated liability between sub-funds. Shares purchased on the secondary market cannot usually be sold directly back to the Company. Investors must buy and sell shares on the secondary market with the assistance of an intermediary (e.g. a stockbroker) and may incur fees for doing so. In addition, investors may pay more than the current Net Asset Value per share when buying shares and may receive less than the current Net Asset Value per Share when selling them. UK based investors in HSBC ETFs plc are advised that they may not be afforded some of the protections conveyed by the Financial Services and Markets Act (2000), ("the Act"). The Company is recognised in the United Kingdom by the Financial Conduct Authority under section 264 of the Act. The shares in HSBC ETFs plc have not been and will not be offered for sale or sold in the United States of America, its territories or possessions and all areas subject to its jurisdiction, or to United States Persons. Affiliated companies of HSBC Global Asset Management (UK) Limited may make markets in HSBC ETFs plc. All applications are made on the basis of the current HSBC ETFs plc Prospectus, relevant Key Investor Information Document ("KIID"), Supplementary Information Document (SID) and Fund supplement, and most recent annual and semi-annual reports, which can be obtained upon request free of charge from HSBC Global Asset Management (UK) Limited, 8 Canada Square, Canary Wharf, London, E14 5HQ. UK, or from a stockbroker or financial adviser. The indicative intra-day net asset value of the sub-fund[s] is available on at least one major market data vendor terminal such as Bloomberg, as well as on a wide range of websites that display stock market data, including [www.reuters.com](http://www.reuters.com). **Investors and potential investors should read and note the risk warnings in the prospectus, relevant KIID and Fund supplement (where available) and additionally, in the case of retail clients, the information contained in the supporting SID.**

The MSCI information may only be used for your internal use, may not be reproduced or disseminated in any form and may not be used as a basis for or a component of any financial instruments or products or indices. None of the MSCI information is intended to constitute investment advice or a recommendation to make (or refrain from making) any kind of investment decision and may not be relied on as such. Historical data and analysis should not be taken as an indication or guarantee of any future performance analysis, forecast or prediction. The MSCI information is provided on an "as is" basis and the user of this information assumes the entire risk of any use made of this information. MSCI, each of its affiliates and each other person involved in or related to compiling, computing or creating any MSCI information (collectively, the "MSCI Parties") expressly disclaims all warranties (including, without limitation, any warranties of originality, accuracy, completeness, timeliness, non-infringement, merchantability and fitness for a particular purpose) with respect to this information. Without limiting any of the foregoing, in no event shall any MSCI Party have any liability for any direct, indirect, special, incidental, punitive, consequential (including, without limitation, lost profits) or any other damages. ([www.msci.com](http://www.msci.com))

The value of investments and any income from them can go down as well as up and investors may not get back the amount originally invested. Where overseas investments are held the rate of currency exchange may also cause the value of such investments to fluctuate. Investments in emerging markets are by their nature higher risk and potentially more volatile than those inherent in some established markets. Stock market investments should be viewed as a medium to long term investment and should be held for at least five years. Any performance information shown refers to the past and should not be seen as an indication of future returns. To help improve our service and in the interests of security we may record and/or monitor your communication with us. HSBC Global Asset Management (UK) Limited provides information to Institutions, Professional Advisers and their clients on the investment products and services of the HSBC Group. Approved for issue in the UK by HSBC Global Asset Management (UK) Limited, who are authorised and regulated by the Financial Conduct Authority. HSBC Asset Management is the brand name for the asset management business of HSBC Group, which includes the investment activities provided through our local regulated entity, HSBC Global Asset Management (UK) Limited.

[www.assetmanagement.hsbc.com/uk](http://www.assetmanagement.hsbc.com/uk)

Copyright © HSBC Global Asset Management (UK) Limited 2022. All rights reserved. XB-1964 EXP. 30/09/2022