

HSBC Index Tracker Investment Funds

European Index Fund

Marketing communication | Monthly report 28 February 2026 | Share class Inst Acc

Investment objective

The Fund aims to track the performance of the FTSE Developed Europe excluding UK Index (the "Index") before the deduction of charges and tax.

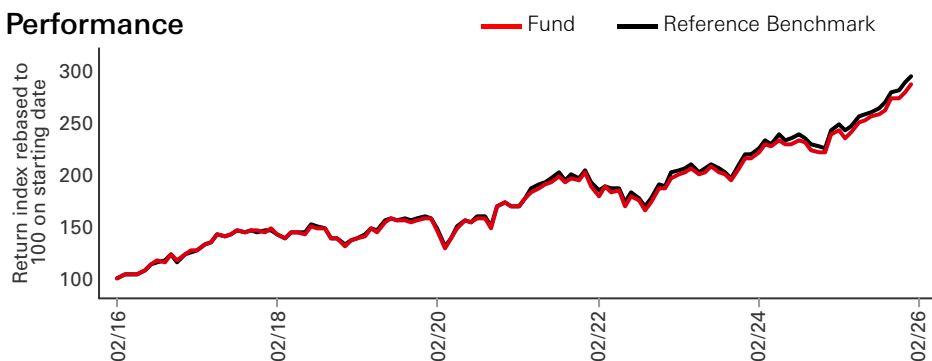
Investment strategy

The Fund will invest directly in shares (equities) of all of the companies that make up the Index and in the same or very similar proportions in which they are included in the Index. However, there may be circumstances when it is not possible or practical for the Fund to invest in shares of all the companies of the Index. The Fund's performance is measured against the Index, because the Fund intends to track the performance of the Index. The Index is made up of large and medium sized companies covering developed markets in Europe excluding the UK, as defined by the Index provider.

Main risks

- The value of investments and any income from them can go down as well as up and investors may not get back the amount originally invested
- Where overseas investments are held the rate of currency exchange may cause the value of such investments to go down as well as up.
- The Fund may be concentrated in a limited number of securities, economic sectors and/or countries and as a result, may be more volatile and have a greater risk of loss than more broadly diversified funds.

Performance



Share class details

Key metrics

| | |
|---------------------|------------------|
| NAV per share | GBP 19.58 |
| Performance 1 month | 4.16% |
| Volatility 3 years | 9.04% |

Fund facts

| | |
|---------------------------------|-----------------------------|
| UCITS V compliant | Yes |
| UK reporting fund status (UKRS) | No |
| ISA eligible | Yes |
| Dividend treatment | Accumulating |
| Dividend ex-date | 16 May 2018 |
| Dealing frequency | Daily |
| Valuation time | 12:00 United Kingdom |

| | |
|---------------------------|---|
| Share class base currency | GBP |
| Domicile | United Kingdom |
| Inception date | 13 February 2002 |
| Fund size | GBP 8,024,693,291 |
| Reference benchmark | 100% FTSE Developed Europe ex UK Index |

Fees and expenses

| | |
|---|-----------------------|
| Minimum initial investment ¹ | GBP 10,000,000 |
| Ongoing charge figure ² | 0.040% |

Codes

| | |
|------------------|---------------------|
| ISIN | GB0000469303 |
| Bloomberg ticker | HSBEUIN LN |
| SEDOL | 0046930 |

¹Please note that initial minimum subscription may vary across different distributors
²Ongoing Charges Figure is based on expenses over a year. The figure includes annual management charge but not the transaction costs. Such figures may vary from time to time.

Past performance does not predict future returns. The figures are calculated in the share class base currency, dividend reinvested, net of fees.

This is a marketing communication. Please refer to the prospectus and to the KID before making any final investment decisions. For definition of terms, please refer to the Glossary QR code and Prospectus.

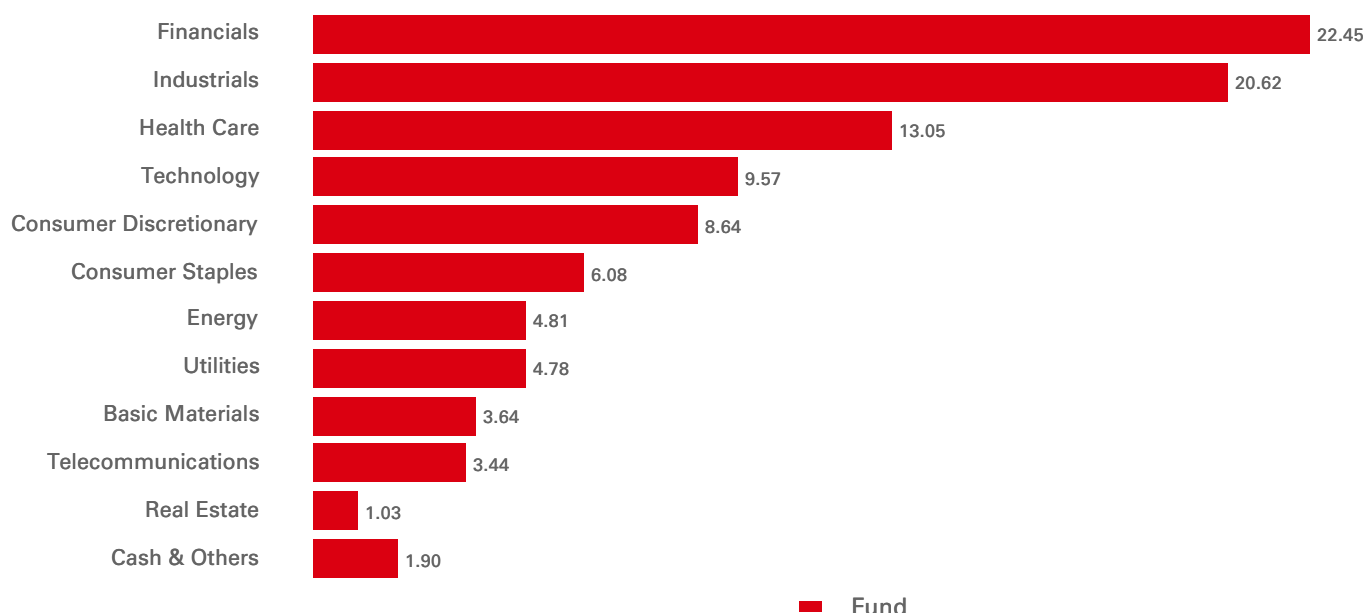
Source: HSBC Asset Management, data as at 28 February 2026

| Performance (%) | YTD | 1 month | 3 months | 6 months | 1 year | 3 years ann | 5 years ann | 10 years ann |
|---------------------|-------------|-------------|-------------|--------------|--------------|--------------|--------------|--------------|
| Inst Acc | 7.09 | 4.16 | 9.90 | 16.44 | 23.29 | 14.24 | 12.08 | 11.58 |
| Reference Benchmark | 7.30 | 4.82 | 10.08 | 17.17 | 24.04 | 14.94 | 12.64 | 11.92 |
| Tracking difference | -0.21 | -0.67 | -0.19 | -0.74 | -0.75 | -0.71 | -0.56 | -0.35 |
| Tracking error | -- | -- | -- | -- | 1.75 | 2.20 | 2.60 | -- |

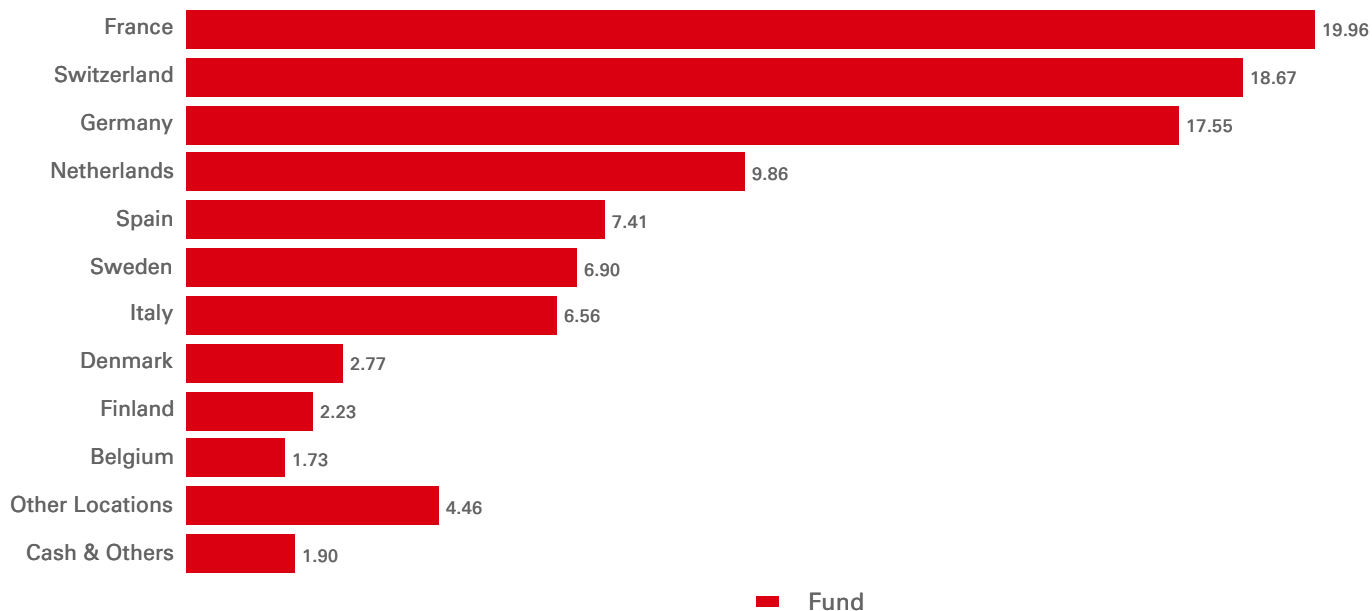
| Rolling performance (%) | 28/02/25-28/02/26 | 29/02/24-28/02/25 | 28/02/23-29/02/24 | 28/02/22-28/02/23 | 28/02/21-28/02/22 | 29/02/20-28/02/21 | 28/02/19-29/02/20 | 28/02/18-28/02/19 | 28/02/17-28/02/18 | 29/02/16-28/02/17 |
|-------------------------|-------------------|-------------------|-------------------|-------------------|-------------------|-------------------|-------------------|-------------------|-------------------|-------------------|
| Inst Acc | 23.29 | 9.49 | 10.43 | 11.62 | 6.27 | 15.64 | 5.88 | -2.94 | 12.47 | 26.50 |
| Reference Benchmark | 24.04 | 10.61 | 10.68 | 9.53 | 9.00 | 14.59 | 6.69 | -2.90 | 12.54 | 27.32 |

| Equity characteristics | Fund | Reference Benchmark | Benchmark information |
|------------------------------|---------|---------------------|---|
| No. of holdings ex cash | 400 | 398 | Index name 100% FTSE Developed Europe ex UK Index |
| Average market cap (GBP Mil) | 102,171 | 102,213 | Index currency GBP |
| Price/earning ratio | 15.45 | 15.44 | |

Sector allocation (%)



Geographical allocation (%)



| Top 10 holdings | Location | Sector | Weight (%) |
|-------------------------------------|-------------|------------------------|------------|
| ASML Holding NV | Netherlands | Technology | 4.93 |
| Roche Holding AG | Switzerland | Health Care | 3.01 |
| Novartis AG | Switzerland | Health Care | 2.80 |
| Nestle SA | Switzerland | Consumer Staples | 2.37 |
| Siemens AG | Germany | Industrials | 1.84 |
| SAP SE | Germany | Technology | 1.78 |
| Banco Santander SA | Spain | Financials | 1.62 |
| Schneider Electric SE | France | Industrials | 1.53 |
| Allianz SE | Germany | Financials | 1.50 |
| LVMH Moet Hennessy Louis Vuitton SE | France | Consumer Discretionary | 1.41 |

Risk disclosures

- To the extent that the Fund seeks to replicate index performance by holding individual securities, there is no guarantee that its composition or performance will exactly match that of the target index at any given time ("tracking error").
- Derivatives may be used by the Fund, and these can behave unexpectedly. The pricing and volatility of many derivatives may diverge from strictly reflecting the pricing or volatility of their underlying reference(s), instrument or asset.
- Investment Leverage occurs when the economic exposure is greater than the amount invested, such as when derivatives are used. A Fund that employs leverage may experience greater gains and/or losses due to the amplification effect from a movement in the price of the reference source.
- Liquidity is a measure of how easily the Fund's holdings can be quickly converted to cash. The value of the Fund's holdings may be significantly impacted by liquidity risk during adverse market conditions.
- Further information on the potential risks can be found in the Key Information Document (KID) and/or the Prospectus or Offering Memorandum.

Index disclaimer

FTSE International Limited ("FTSE") © FTSE 2026. "FTSE®" is a trade mark of the London Stock Exchange Group companies and is used by FTSE International Limited under licence. All rights in the FTSE indices and / or FTSE ratings vest in FTSE and/or its licensors. Neither FTSE nor its licensors accept any liability for any errors or omissions in the FTSE indices and / or FTSE ratings or underlying data. No further distribution of FTSE Data is permitted without FTSE's express written consent.

Important information

The material contained herein is for marketing purposes and is for your information only. This document is not contractually binding nor are we required to provide this to you by any legislative provision. It does not constitute legal, tax or investment advice or a recommendation to any reader of this material to buy or sell investments. You must not, therefore, rely on the content of this document when making any investment decisions.

This material is not intended for distribution to or use by any person or entity in any jurisdiction or country where such distribution or use would be contrary to law or regulation. This material is not and should not be construed as an offer to sell or the solicitation of an offer to purchase or subscribe to any investment.

Any views expressed were held at the time of preparation and are subject to change without notice. While any forecast, projection or target where provided is indicative only and not guaranteed in any way. HSBC Global Asset Management (UK) Limited accepts no liability for any failure to meet such forecast, projection or target.

This fund is a sub-fund of HSBC Index Tracker Investment Funds, an Open Ended Investment Company that is authorised in the UK by the Financial Conduct Authority. From 29 July 2024, the Authorised Corporate Director is HSBC Asset Management (Fund Services UK) Limited and the Investment Manager is HSBC Global Asset Management (UK) Limited. All applications are made on the basis of the HSBC Index Tracker Investment Funds prospectus, Key Investor Information Document (KID), Supplementary Information Document (SID) and most recent annual and semi annual report, which can be obtained upon request free of charge from HSBC Global Asset Management (UK) Limited, 8, Canada Square, Canary Wharf, London, E14 5HQ, UK, or the local distributors. Investors and potential investors should read and note the risk warnings in the prospectus and relevant KID and additionally, in the case of retail clients, the information contained in the supporting SID.

To help improve our service and in the interests of security we may record and/or monitor your communication with us. HSBC Global Asset Management (UK) Limited provides information to Institutions, Professional Advisers and their clients on the investment products and services of the HSBC Group.

Approved for issue in the UK by HSBC Global Asset Management (UK) Limited, who are authorised and regulated by the Financial Conduct Authority.

www.assetmanagement.hsbc.co.uk

Copyright © HSBC Global Asset Management (UK) Limited 2026. All rights reserved.

Further Information can be found in the prospectus and in our Key Investor Information Documents published in our Fund Centre at www.assetmanagement.hsbc.co.uk

Source: HSBC Asset Management, data as at 28 February 2026

Follow us on:



For more information please contact us at E-mail:

Wholesale.clientservices@hsbc.com.

www.assetmanagement.hsbc.com/uk

To help improve our service and in the interests of security we may record and/or monitor your communication with us.

Glossary



www.assetmanagement.hsbc.co.uk/en/api/v1/download/document/gb00b80qg615/gb/en/glossary