

## HSBC Universal Investment Funds

# US Multi-Factor Equity Fund

Marketing communication | Monthly report 31 October 2025 | Share class Inst Acc



### Investment objective

The Fund aims to provide growth in the long term, which is a period of five years or more.



### Investment strategy

To achieve its objective the Fund will invest at least 80% of its value in shares (equities) of US companies. US companies are those that are based in the US, or earn at least 80% of their revenue from the US. The investment manager identifies potential shares of companies from the S&P 500 Index (the Index) and ranks them from the least attractive to most attractive based upon certain factors, such as value, quality and size. The manager's investment approach then aims to maximise exposure to the highest ranked shares whilst maintaining a portfolio diversified by companies and sectors to manage risk. The sector and stock constraints relative to the S&P 500 Index within the investment strategy means the Fund returns are more likely to be closer to the returns of the S&P 500 Index than if there were no limits on the level of risk the Fund may take. Separately, the S&P 500 Index is also considered as part of our investment risk monitoring process, to check that the overall level of risk taken by the fund manager is not inconsistent with the US equities market. The performance of the Fund is therefore shown against the performance of the S&P 500 Index.



### Main risks

- The value of investments and any income from them can go down as well as up and investors may not get back the amount originally invested
- Where overseas investments are held the rate of currency exchange may cause the value of such investments to go down as well as up.
- Derivatives may be used by the Fund, and these can behave unexpectedly. The pricing and volatility of many derivatives may diverge from strictly reflecting the pricing or volatility of their underlying reference(s), instrument or asset.

### Share class details

#### Key metrics

NAV per share	<b>GBP 10.08</b>
Performance 1 month	<b>4.44%</b>
Volatility 3 years	<b>11.22%</b>

#### Fund facts

UCITS V compliant	<b>Yes</b>
UK reporting fund status (UKRS)	<b>Yes</b>
ISA eligible	<b>Yes</b>
Dividend treatment	<b>Accumulating</b>
Dealing frequency	<b>Daily</b>
Valuation time	<b>12:00 United Kingdom</b>

Share class base currency	<b>GBP</b>
Domicile	<b>United Kingdom</b>
Inception date	<b>3 August 2020</b>
Fund size	<b>GBP 387,467,839</b>
Reference benchmark	<b>100% S&amp;P 500 Net</b>
Managers	<b>HSBC Index and Systematic Equity Portfolio Management Team</b>

#### Fees and expenses

Minimum initial investment <sup>1</sup>	<b>GBP 10,000,000</b>
Ongoing charge figure <sup>2</sup>	<b>0.040%</b>

#### Codes

ISIN	<b>GB00B18P1V19</b>
Bloomberg ticker	<b>HSMUSIA LN</b>
SEDOL	<b>B18P1V1</b>

<sup>1</sup>Please note that initial minimum subscription may vary across different distributors

<sup>2</sup>Ongoing Charges Figure is an estimate due to a change of fee structure.

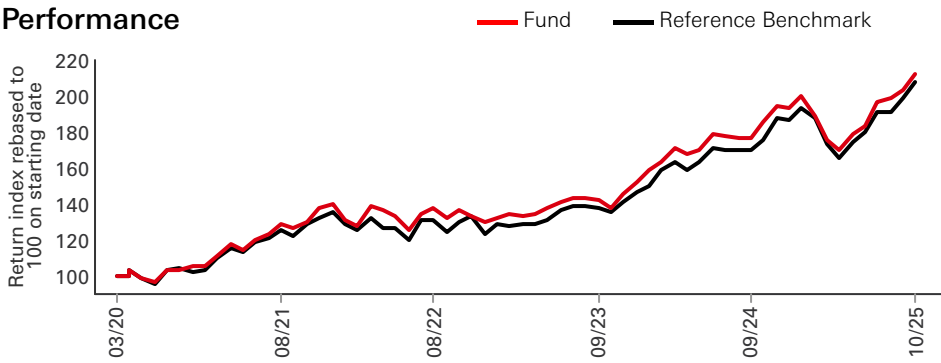
Past performance does not predict future returns. The figures are calculated in the share class base currency, dividend reinvested, net of fees.

This is a marketing communication. Please refer to the prospectus and to the KID before making any final investment decisions.

For definition of terms, please refer to the Glossary QR code and Prospectus.

Source: HSBC Asset Management, data as at 31 October 2025

Performance



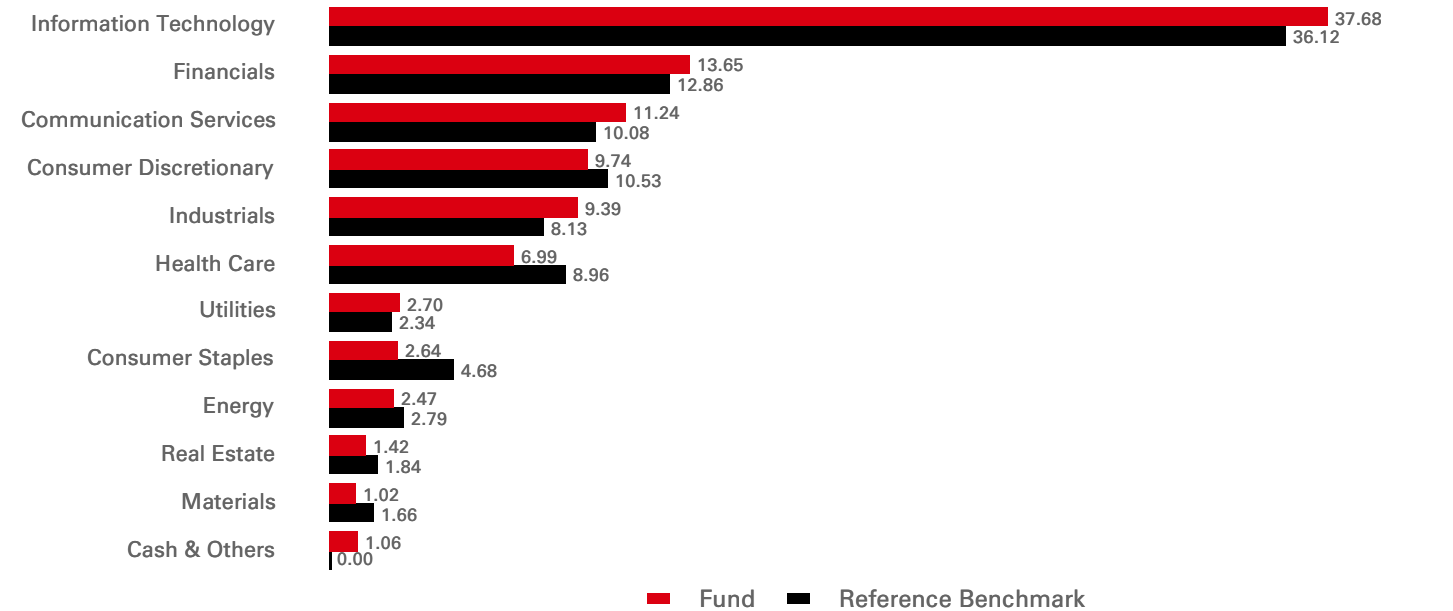
Performance (%)	YTD	1 month	3 months	6 months	1 year	3 years ann	5 years ann	10 years ann	Since inception ann
Inst Acc	9.86	4.44	8.21	25.00	14.54	15.82	16.89	--	16.42
Reference Benchmark	11.67	4.84	8.91	25.42	18.38	16.88	16.74	--	15.97

Rolling performance (%)	31/10/24-31/10/25	31/10/23-31/10/24	31/10/22-31/10/23	31/10/21-31/10/22	31/10/20-31/10/21	31/10/19-31/10/20	31/10/18-31/10/19	31/10/17-31/10/18	31/10/16-31/10/17	31/10/15-31/10/16
Inst Acc	14.54	33.79	1.38	4.97	33.80	--	--	--	--	--
Reference Benchmark	18.38	29.71	3.98	1.19	34.22	--	--	--	--	--

Equity characteristics	Fund	Reference Benchmark	3-Year Risk Measures	Inst Acc	Reference Benchmark
No. of holdings ex cash	117	501	Volatility	11.22%	11.89%
Average market cap (GBP Mil)	1,072,521	1,065,096	Information ratio	-0.18	--
			Beta	0.82	--

Sector allocation (%)



Top 10 holdings	Sector	Weight (%)
NVIDIA Corp	Information Technology	8.56
Apple Inc	Information Technology	6.98
Microsoft Corp	Information Technology	6.69
Alphabet Inc	Communication Services	5.32
Amazon.com Inc	Consumer Discretionary	4.48
Meta Platforms Inc	Communication Services	3.07
Broadcom Inc	Information Technology	2.76
JPMorgan Chase & Co	Financials	2.17
Tesla Inc	Consumer Discretionary	1.97
Johnson & Johnson	Health Care	1.35

## Risk disclosures

- Investment Leverage occurs when the economic exposure is greater than the amount invested, such as when derivatives are used. A Fund that employs leverage may experience greater gains and/or losses due to the amplification effect from a movement in the price of the reference source.
- Liquidity is a measure of how easily the Fund's holdings can be quickly converted to cash. The value of the Fund's holdings may be significantly impacted by liquidity risk during adverse market conditions.
- Further information on the potential risks can be found in the Key Information Document (KID) and/or the Prospectus or Offering Memorandum.

## Index disclaimer

Standard & Poor's and S&P are registered trademarks of Standard & Poor's Financial Services LLC ("S&P") and Dow Jones is a registered trademark of Dow Jones Trademark Holdings LLC ("Dow Jones") and have been licensed for use by S&P Dow Jones Indices LLC and sublicensed for certain purposes by HSBC Asset Management Limited. This is a product of S&P Dow Jones Indices LLC, and has been licensed for use by HSBC Asset Management Limited. This fund is not sponsored, endorsed, sold or promoted by S&P Dow Jones Indices LLC, Dow Jones, S&P, their respective affiliates and neither S&P Dow Jones Indices LLC, Dow Jones, S&P, their respective affiliates make any representation regarding the advisability of investing in such product(s).

## Important information

The material contained herein is for marketing purposes and is for your information only. This document is not contractually binding nor are we required to provide this to you by any legislative provision. It does not constitute legal, tax or investment advice or a recommendation to any reader of this material to buy or sell investments. You must not, therefore, rely on the content of this document when making any investment decisions.

This material is not intended for distribution to or use by any person or entity in any jurisdiction or country where such distribution or use would be contrary to law or regulation. This material is not and should not be construed as an offer to sell or the solicitation of an offer to purchase or subscribe to any investment.

Any views expressed were held at the time of preparation and are subject to change without notice. While any forecast, projection or target where provided is indicative only and not guaranteed in any way. HSBC Global Asset Management (UK) Limited accepts no liability for any failure to meet such forecast, projection or target.

This fund is a sub-fund of HSBC Universal Investment Funds, an Open Ended Investment Company that is authorised in the UK by the Financial Conduct Authority. From 29 July 2024, the Authorised Corporate Director is HSBC Asset Management (Fund Services UK) Limited and the Investment Manager is HSBC Global Asset Management (UK) Limited. All applications are made on the basis of the HSBC Universal Investment Funds prospectus, Key Investor Information Document (KID), Supplementary Information Document (SID) and most recent annual and semi annual report, which can be obtained upon request free of charge from HSBC Global Asset Management (UK) Limited, 8, Canada Square, Canary Wharf, London, E14 5HQ, UK, or the local distributors. Investors and potential investors should read and note the risk warnings in the prospectus and relevant KID and additionally, in the case of retail clients, the information contained in the supporting SID.

To help improve our service and in the interests of security we may record and/or monitor your communication with us. HSBC Global Asset Management (UK) Limited provides information to Institutions, Professional Advisers and their clients on the investment products and services of the HSBC Group.

Approved for issue in the UK by HSBC Global Asset Management (UK) Limited, who are authorised and regulated by the Financial Conduct Authority.


[www.assetmanagement.hsbc.co.uk](http://www.assetmanagement.hsbc.co.uk)

Copyright © HSBC Global Asset Management (UK) Limited 2025. All rights reserved.

Further Information can be found in the prospectus and in our Key Investor Information Documents published in our Fund Centre at [www.assetmanagement.hsbc.co.uk](http://www.assetmanagement.hsbc.co.uk)

**Source: HSBC Asset Management, data as at 31 October 2025**

Follow us on:



For more information please contact us at E-mail:

[Wholesale.clientservices@hsbc.com](mailto:Wholesale.clientservices@hsbc.com).

[www.assetmanagement.hsbc.com/uk](http://www.assetmanagement.hsbc.com/uk)

To help improve our service and in the interests of security we may record and/or monitor your communication with us.

### Glossary



[www.assetmanagement.hsbc.co.uk/en/api/v1/download/document/gb00b80qg615/gb/en/glossary](http://www.assetmanagement.hsbc.co.uk/en/api/v1/download/document/gb00b80qg615/gb/en/glossary)