

## HSBC Index Tracker Investment Funds

# Developed World Lower Carbon ESG Tilt Equity Index Fund

Marketing communication | Monthly report 31 March 2026 | Share class Acc T

Sustainable investment labels help investors find products that have a specific sustainability goal. This product does not have a UK sustainable investment label since the Index it tracks has not been designed to meet the FCA's specific label requirements.

### Investment objective

The Fund aims to track the performance of the FTSE Developed ESG Low Carbon Select Index (the "Index") before the deduction of charges.

### Investment strategy

The Fund will invest directly in shares of all of the companies that make up the Index and in the same or very similar proportions in which they are included in the Index. However, there may be circumstances when it is not possible or practical for the Fund to invest in shares of all the companies of the Index. The Fund's performance is measured against the Index, because the Fund intends to track the performance of the Index. By investing in the companies that make up the Index the Fund promotes the following sustainability characteristics: (1) At the point of the annual rebalance of the Index in September, the Fund aims to achieve an overall reduction in carbon emissions intensity and fossil fuel reserves being 50% less than average carbon emissions and fossil fuel reserves of the assets represented by the FTSE Developed Index (the 'Parent Index'); and (2) At the point of the annual rebalance of the Index in September, the Fund aims to achieve an overall improvement in the average FTSE Russell ESG rating being 20% higher than the average of the assets represented by the Parent Index. These reductions and improvements are targeted once a year, meaning throughout the year the levels achieved may vary. The Index is net of tax that applies to UK funds. The Index is comprised of the shares (equities) of large and medium sized companies from developed markets. The Index removes companies involved in certain activities and uses a process known as "tilting". This involves increasing or decreasing the proportion of the remaining companies until the overall aims of the Index are met. Further information about the Index and the criteria can be found in the Prospectus.

### Main risks

- The value of investments and any income from them can go down as well as up and investors may not get back the amount originally invested
- Where overseas investments are held the rate of currency exchange may cause the value of such investments to go down as well as up.
- The Fund may invest in Emerging Markets, these markets are less established, and often more volatile, than developed markets and involve higher risks, particularly market, liquidity and currency risks.

### Share class details

#### Key metrics

NAV per share	<b>GBP 1.72</b>
Performance 1 month	<b>-6.79%</b>
Volatility 3 years	<b>9.74%</b>

#### Fund facts

UCITS V compliant	<b>Yes</b>
UK reporting fund status (UKRS)	<b>No</b>
ISA eligible	<b>Yes</b>
Dividend treatment	<b>Accumulating</b>
Dealing frequency	<b>Daily</b>
Valuation time	<b>12:00 United Kingdom</b>
Share class base currency	<b>GBP</b>
Domicile	<b>United Kingdom</b>
Inception date	<b>10 December 2020</b>
Fund size	<b>GBP 5,426,697,565</b>
Reference benchmark	<b>100% FTSE Developed ESG Low Carbon Select Index</b>

#### Fees and expenses

Minimum initial investment <sup>1</sup>	<b>GBP 100,000,000</b>
Ongoing charge figure <sup>2</sup>	<b>0.028%</b>

#### Codes

ISIN	<b>GB00BN71RX86</b>
Bloomberg ticker	<b>HSDWSAT LN</b>
SEDOL	<b>BN71RX8</b>

<sup>1</sup>Please note that initial minimum subscription may vary across different distributors  
<sup>2</sup>Ongoing Charges Figure is based on expenses over a year. The figure includes annual management charge but not the transaction costs. Such figures may vary from time to time.

**Past performance does not predict future returns. The figures are calculated in the share class base currency, dividend reinvested, net of fees.**

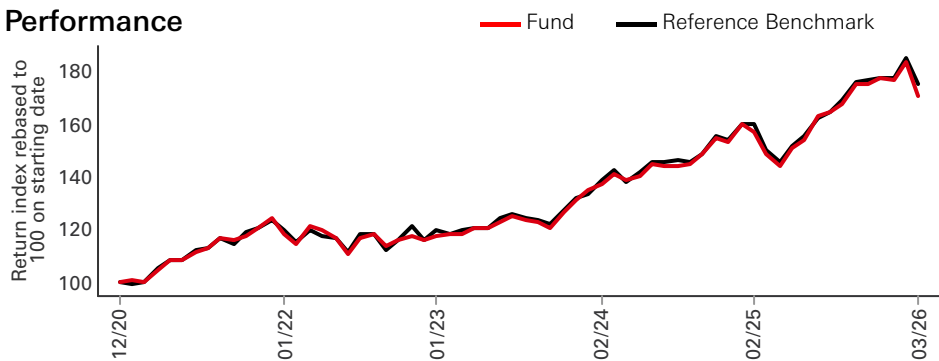
**This is a marketing communication. Please refer to the prospectus and to the KID before making any final investment decisions.**

**For definition of terms, please refer to the Glossary QR code and Prospectus.**

**Prior to 14th January 2025, the name of the sub-fund was Developed World Sustainable Equity Index Fund.**

**Source: HSBC Asset Management, data as at 31 March 2026**

## Performance

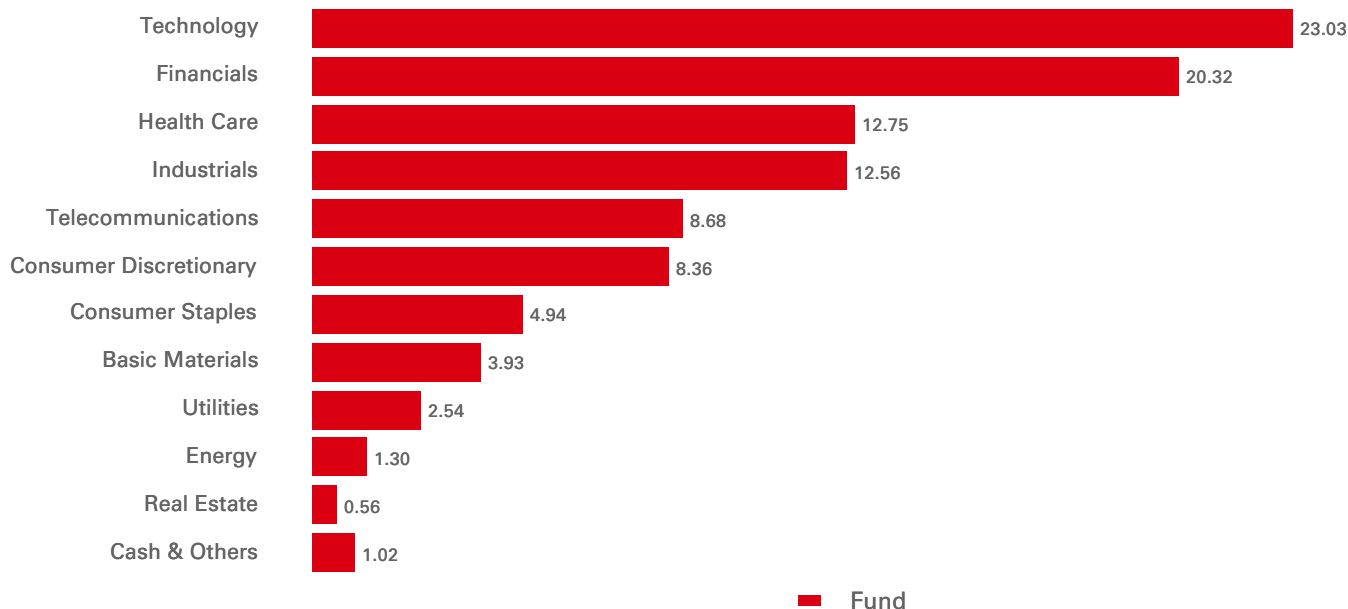


Performance (%)	YTD	1 month	3 months	6 months	1 year	3 years ann	5 years ann	10 years ann	Since inception ann
<b>Acc T</b>	<b>-3.68</b>	<b>-6.79</b>	<b>-3.68</b>	<b>1.93</b>	<b>15.32</b>	<b>13.21</b>	<b>10.29</b>	--	<b>10.73</b>
Reference Benchmark	-1.41	-5.14	-1.41	3.62	16.55	13.57	10.83	--	11.07
Tracking difference	-2.28	-1.65	-2.28	-1.69	-1.23	-0.35	-0.55	--	-0.34
Tracking error	--	--	--	--	2.69	3.01	3.98	--	3.98


Rolling performance (%)	31/03/25-31/03/26	31/03/24-31/03/25	31/03/23-31/03/24	31/03/22-31/03/23	31/03/21-31/03/22	31/03/20-31/03/21	31/03/19-31/03/20	31/03/18-31/03/19	31/03/17-31/03/18	31/03/16-31/03/17
<b>Acc T</b>	<b>15.32</b>	<b>5.00</b>	<b>19.84</b>	<b>-2.78</b>	<b>15.66</b>	--	--	--	--	--
Reference Benchmark	16.55	5.84	18.74	-0.13	14.32	--	--	--	--	--

Equity characteristics	Fund	Reference Benchmark	Benchmark information
No. of holdings ex cash	663	662	Index name
Average market cap (GBP Mil)	513,835	513,618	100% FTSE Developed ESG Low Carbon Select Index
Price/earning ratio	16.95	16.95	Index currency
			GBP

## Sector allocation (%)



**Geographical allocation (%)**



Top 10 holdings	Sector	Weight (%)
Johnson & Johnson	Health Care	7.02
Microsoft Corp	Technology	6.82
Visa Inc	Industrials	6.15
Cisco Systems Inc	Telecommunications	3.66
NVIDIA Corp	Technology	3.20
Apple Inc	Technology	2.52
Mitsubishi UFJ Financial Group Inc	Financials	1.78
Merck & Co Inc	Health Care	1.74
Alphabet Inc	Technology	1.53
Citigroup Inc	Financials	1.43

## Risk disclosures


- The Fund may be concentrated in a limited number of securities, economic sectors and/or countries and as a result, may be more volatile and have a greater risk of loss than more broadly diversified funds.
- To the extent that the Fund seeks to replicate index performance by holding individual securities, there is no guarantee that its composition or performance will exactly match that of the target index at any given time ("tracking error").
- Derivatives may be used by the Fund, and these can behave unexpectedly. The pricing and volatility of many derivatives may diverge from strictly reflecting the pricing or volatility of their underlying reference(s), instrument or asset.
- Investment Leverage occurs when the economic exposure is greater than the amount invested, such as when derivatives are used. A Fund that employs leverage may experience greater gains and/or losses due to the amplification effect from a movement in the price of the reference source.
- Liquidity is a measure of how easily the Fund's holdings can be quickly converted to cash. The value of the Fund's holdings may be significantly impacted by liquidity risk during adverse market conditions.
- Further information on the potential risks can be found in the Key Information Document (KID) and/or the Prospectus or Offering Memorandum.

## Index disclaimer

FTSE International Limited ("FTSE") © FTSE 2026. "FTSE®" is a trade mark of the London Stock Exchange Group companies and is used by FTSE International Limited under licence. All rights in the FTSE indices and / or FTSE ratings vest in FTSE and/or its licensors. Neither FTSE nor its licensors accept any liability for any errors or omissions in the FTSE indices and / or FTSE ratings or underlying data. No further distribution of FTSE Data is permitted without FTSE's express written consent.

Source: HSBC Asset Management, data as at 31 March 2026

Follow us on:



For more information please contact us at E-mail:

Wholesale.clientservices@hsbc.com.

www.assetmanagement.hsbc.com/uk

To help improve our service and in the interests of security we may record and/or monitor your communication with us.

### Glossary



[www.assetmanagement.hsbc.co.uk/en/api/v1/download/document/gb00b80qg615/gb/en/glossary](http://www.assetmanagement.hsbc.co.uk/en/api/v1/download/document/gb00b80qg615/gb/en/glossary)

## Important information

The material contained herein is for marketing purposes and is for your information only. This document is not contractually binding nor are we required to provide this to you by any legislative provision. It does not constitute legal, tax or investment advice or a recommendation to any reader of this material to buy or sell investments. You must not, therefore, rely on the content of this document when making any investment decisions.

This material is not intended for distribution to or use by any person or entity in any jurisdiction or country where such distribution or use would be contrary to law or regulation. This material is not and should not be construed as an offer to sell or the solicitation of an offer to purchase or subscribe to any investment.

Any views expressed were held at the time of preparation and are subject to change without notice. While any forecast, projection or target where provided is indicative only and not guaranteed in any way. HSBC Global Asset Management (UK) Limited accepts no liability for any failure to meet such forecast, projection or target.

This fund is a sub-fund of HSBC Index Tracker Investment Funds, an Open Ended Investment Company that is authorised in the UK by the Financial Conduct Authority. From 29 July 2024, the Authorised Corporate Director is HSBC Asset Management (Fund Services UK) Limited and the Investment Manager is HSBC Global Asset Management (UK) Limited. All applications are made on the basis of the HSBC Index Tracker Investment Funds prospectus, Key Investor Information Document (KID), Supplementary Information Document (SID) and most recent annual and semi annual report, which can be obtained upon request free of charge from HSBC Global Asset Management (UK) Limited, 8, Canada Square, Canary Wharf, London, E14 5HQ, UK, or the local distributors. Investors and potential investors should read and note the risk warnings in the prospectus and relevant KID and additionally, in the case of retail clients, the information contained in the supporting SID.

To help improve our service and in the interests of security we may record and/or monitor your communication with us. HSBC Global Asset Management (UK) Limited provides information to Institutions, Professional Advisers and their clients on the investment products and services of the HSBC Group.

Approved for issue in the UK by HSBC Global Asset Management (UK) Limited, who are authorised and regulated by the Financial Conduct Authority. [www.assetmanagement.hsbc.co.uk](http://www.assetmanagement.hsbc.co.uk)

Copyright © HSBC Global Asset Management (UK) Limited 2026. All rights reserved.

Further Information can be found in the prospectus and in our Key Investor Information Documents published in our Fund Centre at [www.assetmanagement.hsbc.co.uk](http://www.assetmanagement.hsbc.co.uk)