

HSBC Index Tracker Investment Funds

MSCI Emerging Markets Equity Index Fund

Marketing communication | Monthly report 31 August 2025 | Share class Inst A Inc

Investment objective

The Fund aims to track the performance of the MSCI Emerging Markets Thermal Coal Screened Select Index (the "Index") before the deduction of charges.

Investment strategy

The Fund will invest directly in shares (equities) of all of the companies that make up the Index and in the same or very similar proportions in which they are included in the Index. However, there may be circumstances when it is not possible or practical for the Fund to invest in shares of all the companies of the Index. The Fund's performance is measured against the Index, because the Fund intends to track the performance of the Index. The Index is made up of the largest stock market listed companies across emerging market countries. The Index includes all constituents of the MSCI Emerging Markets Index (the "Parent Index") excluding shares in companies that have 2.5% or more of their revenue generated from thermal coal mining and thermal coal energy generation.

Main risks

- The value of investible securities can change over time due to a wide variety of factors, including but not limited to: political and economic news, government policy, changes in demographics, cultures and populations, natural or human-caused disasters etc.
- The Fund may invest in Emerging Markets, these markets are less established, and often more volatile, than developed markets and involve higher risks, particularly market, liquidity and currency risks.
- To the extent that the Fund seeks to replicate index performance by holding individual securities, there is no guarantee that its composition or performance will exactly match that of the target index at any given time ("tracking error").

Share class details

Key metrics

NAV per share **GBP 1.19**

Fund facts

UCITS V compliant **Yes**

ISA eligible **Yes**

Dividend treatment **Distributing**

Distribution frequency **Annually**

Dealing frequency **Daily**

Valuation time **12:00 United Kingdom**

Share class base currency **GBP**

Domicile **United Kingdom**

Inception date **2 July 2025**

Fund size **GBP 550,819,360**

Reference benchmark **100% MSCI Emerging Markets Thermal Coal Screened Select Index**

Fees and expenses

Minimum initial investment¹ **GBP 500,000,000**

Ongoing charge figure² **0.130%**

Codes

ISIN **GB00BNM42W62**

Bloomberg ticker **MEMEIAI LN**

SEDOL **BNM42W6**

¹Please note that initial minimum subscription may vary across different distributors

²Ongoing Charges Figure is an estimate as the share class has not been priced for a full financial year.

Past performance does not predict future returns. The figures are calculated in the share class base currency, dividend reinvested, net of fees.

This is a marketing communication. Please refer to the prospectus and to the KID before making any final investment decisions.

For definition of terms, please refer to the Glossary QR code and Prospectus.

Performance figures will only be published once the share class has achieved a twelve months track record.

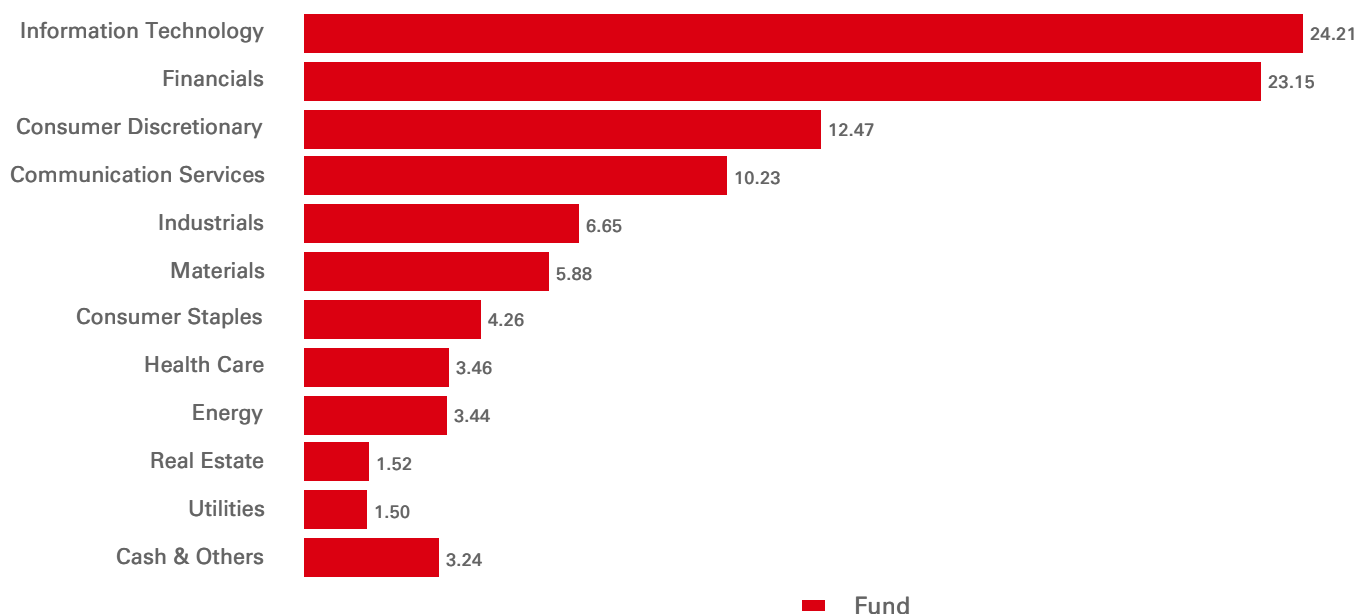
Source: HSBC Asset Management, data as at 31 August 2025

Performance (%)	YTD	1 month	3 months	6 months	1 year	3 years ann	5 years ann	Since inception
Inst A Inc	--	--	--	--	--	--	--	--
Reference Benchmark	--	--	--	--	--	--	--	--
Tracking difference	--	--	--	--	--	--	--	--

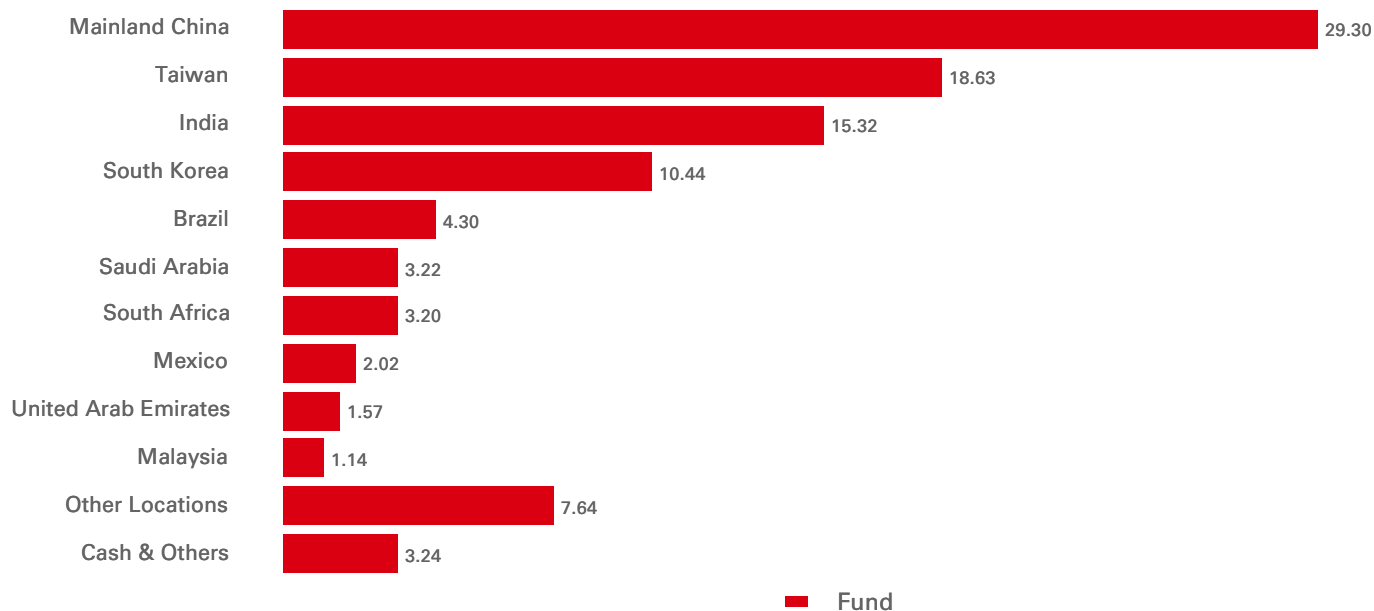
Rolling performance (%)	31/08/24-31/08/25	31/08/23-31/08/24	31/08/22-31/08/23	31/08/21-31/08/22	31/08/20-31/08/21
Inst A Inc	--	--	--	--	--
Reference Benchmark	--	--	--	--	--

Equity characteristics	Fund	Reference Benchmark	Benchmark information
No. of holdings ex cash	1,122	1,119	Index name
Average market cap (GBP Mil)	149,271	149,226	100% MSCI Emerging Markets Thermal Coal Screened Select Index
Price/earning ratio	15.49	15.51	Index currency
			GBP
			Benchmark type
			Net Return

Sector allocation (%)



Geographical allocation (%)



Top 10 holdings	Location	Sector	Weight (%)
Taiwan Semiconductor Co Ltd	Taiwan	Information Technology	10.19
Tencent Holdings Ltd	Mainland China	Communication Services	5.35
Samsung Electronics Co Ltd	South Korea	Information Technology	2.95
Alibaba Group Holding Ltd	Mainland China	Consumer Discretionary	2.78
HDFC Bank Ltd	India	Financials	1.33
Xiaomi Corp	Mainland China	Information Technology	1.27
SK Hynix Inc	South Korea	Information Technology	1.15
Reliance Industries Ltd	India	Energy	1.02
China Construction Bank Corp	Mainland China	Financials	1.01
PDD Holdings Inc	Mainland China	Consumer Discretionary	0.93

Risk disclosures

- Derivatives may be used by the Fund, and these can behave unexpectedly. The pricing and volatility of many derivatives may diverge from strictly reflecting the pricing or volatility of their underlying reference(s), instrument or asset.
- Investment Leverage occurs when the economic exposure is greater than the amount invested, such as when derivatives are used. A Fund that employs leverage may experience greater gains and/or losses due to the amplification effect from a movement in the price of the reference source.
- Further information on the potential risks can be found in the Key Information Document (KID) and/or the Prospectus or Offering Memorandum.

Index disclaimer

Source: MSCI. The MSCI information may only be used for your internal use, may not be reproduced or disseminated in any form and may not be used as a basis for or a component of any financial instruments or products or indices. None of the MSCI information is intended to constitute investment advice or a recommendation to make (or refrain from making) any kind of investment decision and may not be relied on as such. Historical data and analysis should not be taken as an indication or guarantee of any future performance analysis, forecast or prediction. The MSCI information is provided on an "as is" basis and the user of this information assumes the entire risk of any use made of this information. MSCI, each of its affiliates and each other person involved in or related to compiling, computing or creating any MSCI information (collectively, the "MSCI Parties") expressly disclaims all warranties (including, without limitation, any warranties of originality, accuracy, completeness, timeliness, non-infringement, merchantability and fitness for a particular purpose) with respect to this information. Without limiting any of the foregoing, in no event shall any MSCI Party have any liability for any direct, indirect, special, incidental, punitive, consequential (including, without limitation, lost profits) or any other damages. (www.msci.com)

Important information

The material contained herein is for marketing purposes and is for your information only. This document is not contractually binding nor are we required to provide this to you by any legislative provision. It does not constitute legal, tax or investment advice or a recommendation to any reader of this material to buy or sell investments. You must not, therefore, rely on the content of this document when making any investment decisions.

This material is not intended for distribution to or use by any person or entity in any jurisdiction or country where such distribution or use would be contrary to law or regulation. This material is not and should not be construed as an offer to sell or the solicitation of an offer to purchase or subscribe to any investment.

Any views expressed were held at the time of preparation and are subject to change without notice. While any forecast, projection or target where provided is indicative only and not guaranteed in any way. HSBC Global Asset Management (UK) Limited accepts no liability for any failure to meet such forecast, projection or target.

This fund is a sub-fund of HSBC Index Tracker Investment Funds, an Open Ended Investment Company that is authorised in the UK by the Financial Conduct Authority. From 29 July 2024, the Authorised Corporate Director is HSBC Asset Management (Fund Services UK) Limited and the Investment Manager is HSBC Global Asset Management (UK) Limited. All applications are made on the basis of the HSBC Index Tracker Investment Funds prospectus, Key Investor Information Document (KID), Supplementary Information Document (SID) and most recent annual and semi annual report, which can be obtained upon request free of charge from HSBC Global Asset Management (UK) Limited, 8, Canada Square, Canary Wharf, London, E14 5HQ, UK, or the local distributors. Investors and potential investors should read and note the risk warnings in the prospectus and relevant KID and additionally, in the case of retail clients, the information contained in the supporting SID.

To help improve our service and in the interests of security we may record and/or monitor your communication with us. HSBC Global Asset Management (UK) Limited provides information to Institutions, Professional Advisers and their clients on the investment products and services of the HSBC Group.

Approved for issue in the UK by HSBC Global Asset Management (UK) Limited, who are authorised and regulated by the Financial Conduct Authority.


www.assetmanagement.hsbc.co.uk

Copyright © HSBC Global Asset Management (UK) Limited 2025. All rights reserved.

Further Information can be found in the prospectus and in our Key Investor Information Documents published in our Fund Centre at www.assetmanagement.hsbc.co.uk

Source: HSBC Asset Management, data as at 31 August 2025

Follow us on:



For more information please contact us at E-mail:

Wholesale.clientservices@hsbc.com.

www.assetmanagement.hsbc.com/uk

To help improve our service and in the interests of security we may record and/or monitor your communication with us.

Glossary



www.assetmanagement.hsbc.co.uk/en/api/v1/download/document/gb00b80qg615/gb/en/glossary