

HSBC OpenFunds

Global Strategy Sustainable Cautious Portfolio

Marketing communication | Monthly report 31 October 2024 | Share class Acc C



Investment objective

The Fund aims to provide growth in line with its risk profile in the long term, which is a period of five years or more. The Fund's risk profile is rated as 1 where 1 is a lower level of risk and 5 is a higher level of risk. The Fund aims to invest in assets that form part of a sustainable investment strategy but may also invest in assets that do not form part of a sustainable investment strategy in order to meet the Fund's aim of providing growth in line with its risk profile. Please see the Prospectus for an explanation of the HSBC risk levels and sustainable investment strategies.



Investment strategy

This is one of a range of actively managed Global Strategy Sustainable Portfolios offered at different risk levels. The asset allocation of each fund in the range reflects the risk level. The Fund is managed with the aim of maximising returns in line with its agreed long term risk profile therefore any potential returns are likely to be limited by the risk profile of the Fund. The exposure to each asset class may be achieved by investing in collective investment schemes, investing directly in asset classes and investing in derivatives. The potential for the Fund to invest in assets that form part of a sustainable investment strategy, together with a focus on lower ongoing charges, is taken into consideration when deciding which asset classes the Fund will invest in and how the Fund achieves exposure to those asset classes. The Fund is not managed with reference to a benchmark.



Main risks

- Where overseas investments are held the rate of currency exchange may cause the value of such investments to go down as well as up.
- Investing in other funds involves certain risks an investor would not face if investing in markets directly. Governance of underlying assets can be the responsibility of third-party managers.
- The Fund may invest in Emerging Markets, these markets are less established, and often more volatile, than developed markets and involve higher risks, particularly market, liquidity and currency risks.

Share class details

Key metrics

NAV per share	GBP 1.05
Performance 1 month	-0.91%

Fund facts

UCITS V compliant	No
UK reporting fund status (UKRS)	No
ISA eligible	Yes
Dividend treatment	Accumulating
Dealing frequency	Daily
Valuation time	12:00 United Kingdom

Share class base currency	GBP
Domicile	United Kingdom
Inception date	29 April 2022
Fund size	GBP 6,670,522
Managers	Nicholas McLoughlin

Fees and expenses

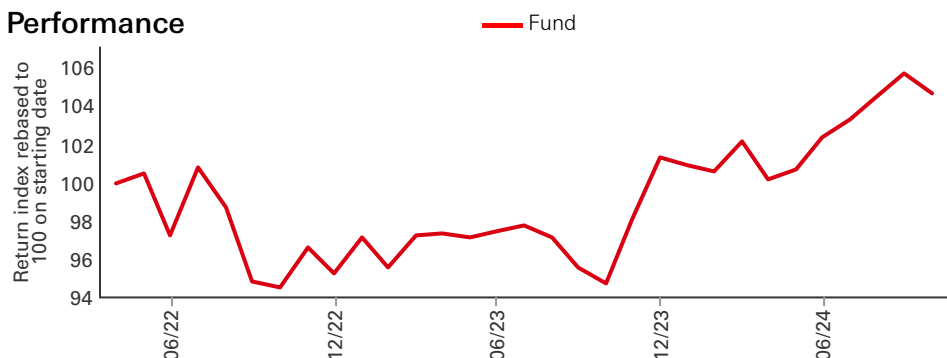
Minimum initial investment ¹	GBP 1,000,000
Ongoing charge figure ²	0.310%

Codes

ISIN	GB00BP95BD05
Bloomberg ticker	GLSCPCA LN
SEDOL	BP95BD0

¹Please note that initial minimum subscription may vary across different distributors
²Ongoing Charges Figure is an estimate due to a change of fee structure.

Performance



Past performance does not predict future returns. The figures are calculated in the share class base currency, dividend reinvested, net of fees.

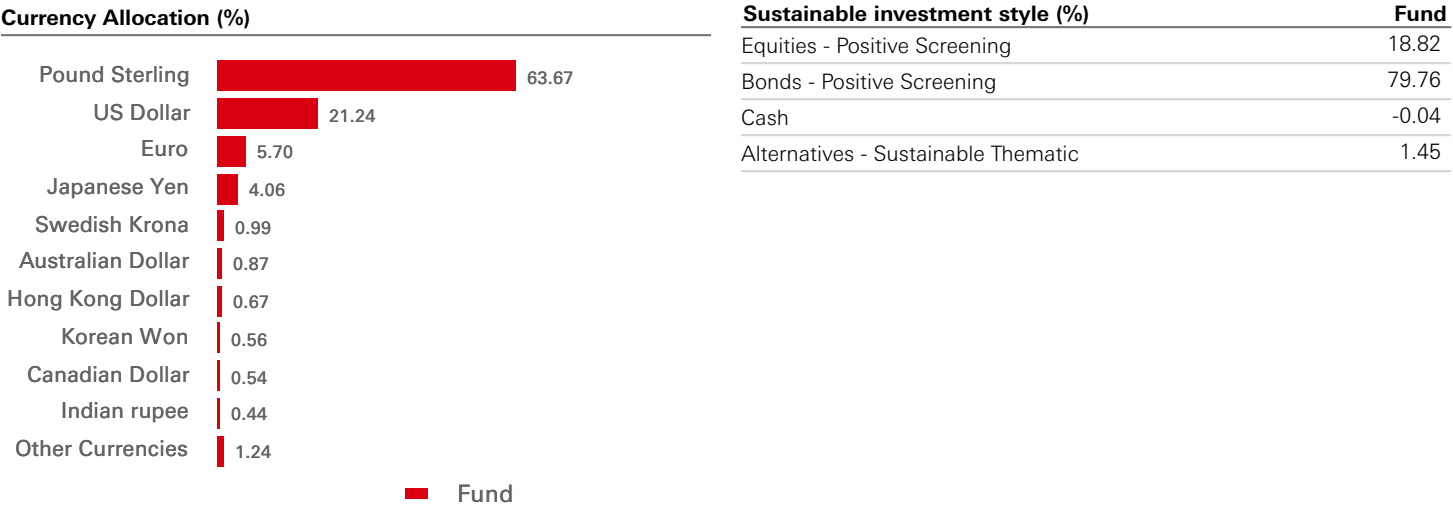
This is a marketing communication. Please refer to the prospectus and to the KID before making any final investment decisions.

For definition of terms, please refer to the Glossary QR code and Prospectus.

Source: HSBC Asset Management, data as at 31 October 2024

Performance (%)	YTD	1 month	3 months	6 months	1 year	3 years ann	5 years ann	Since inception ann
Acc C	3.31	-0.91	1.38	4.51	10.50	--	--	1.84

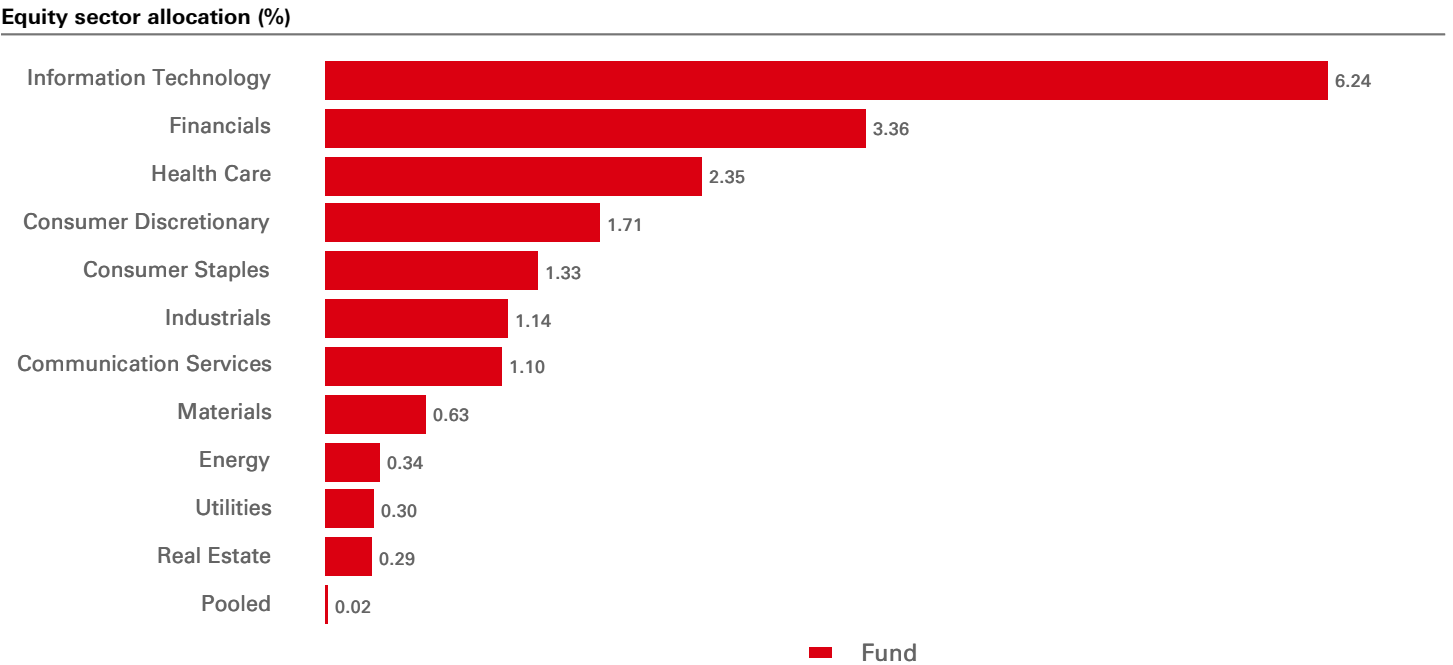
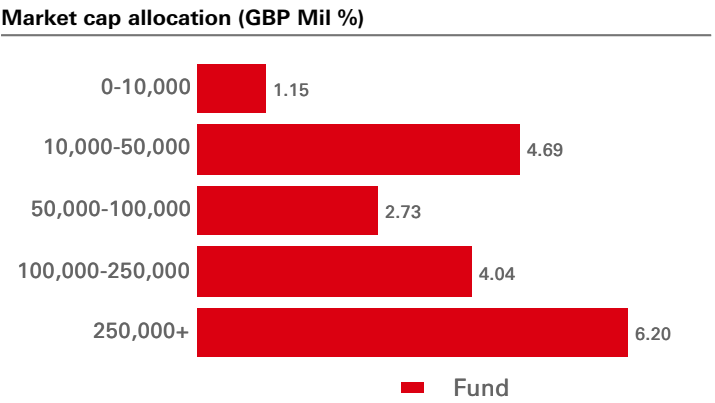
Rolling performance (%)	31/10/23-31/10/24	31/10/22-31/10/23	31/10/21-31/10/22	31/10/20-31/10/21	31/10/19-31/10/20
Acc C	10.50	0.16	--	--	--



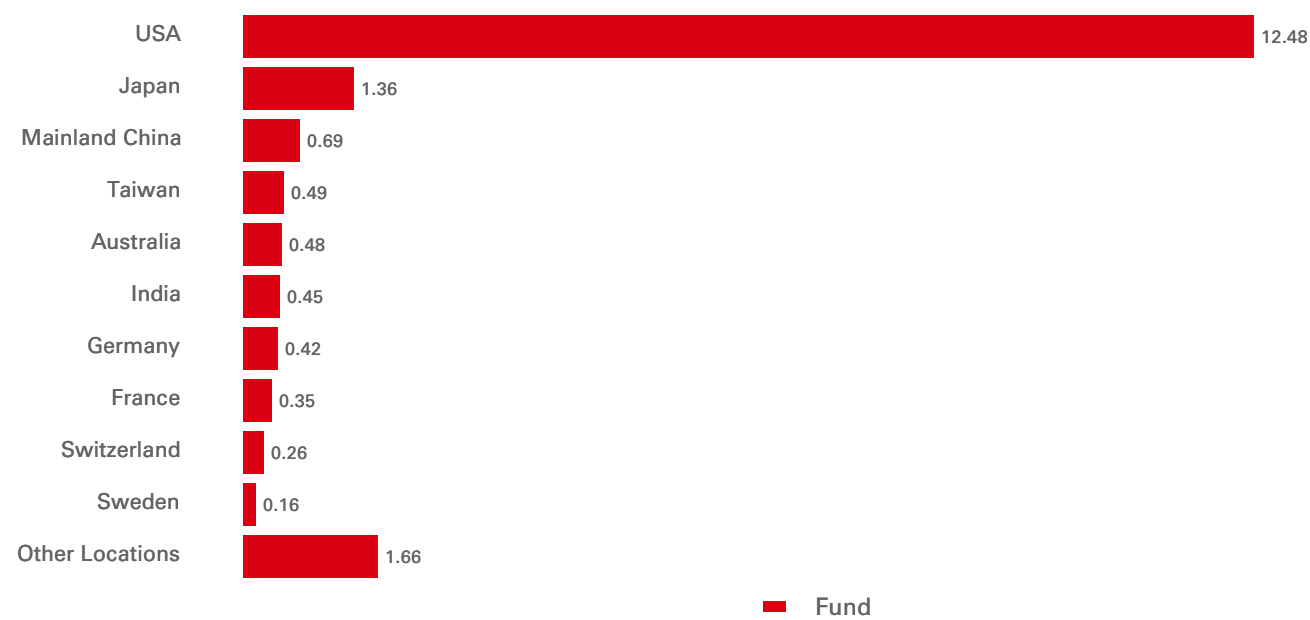
Top 10 holdings	Weight (%)
HSBC GFI-GSGB UCS ETF-ZQHUSD	33.95
UBS ETF GL GOV ESG LIQ HGBPD	19.99
Amundi US Corp SRI - DR	18.03
HSBC USA Sustainable Equity ETF	12.17
Amundi Euro Corporate SRI - DR	7.79
HSBC EUROPE EX UK SUS EQUITY	2.39
HSBC Emerging Market Sustainable Eq ETF	2.08
HSBC FTSE EPRA DEV CPA USD A	1.45
HSBC Japan Sustainable Equity ETF	1.36
ISHARES PACIFIC X-JP ESG UA	0.83

Equity top 10 holdings	Location	Sector	Weight (%)
NVIDIA Corp	United States	Information Technology	1.44
Apple Inc	United States	Information Technology	1.00
Johnson & Johnson	United States	Health Care	0.95
Visa Inc	United States	Financials	0.73
Cisco Systems Inc	United States	Information Technology	0.37
Alphabet Inc	United States	Communication Services	0.30
Coca-Cola Co/The	United States	Consumer Staples	0.30
Salesforce Inc	United States	Information Technology	0.29
Amazon.com Inc	United States	Consumer Discretionary	0.27
Taiwan Semiconductor Co Ltd	Taiwan	Information Technology	0.22

Equity characteristics	Fund	Reference Benchmark
Average market cap (GBP Mil)	523,200	--
Price/earning ratio	17.68	--
Portfolio yield	1.96%	--



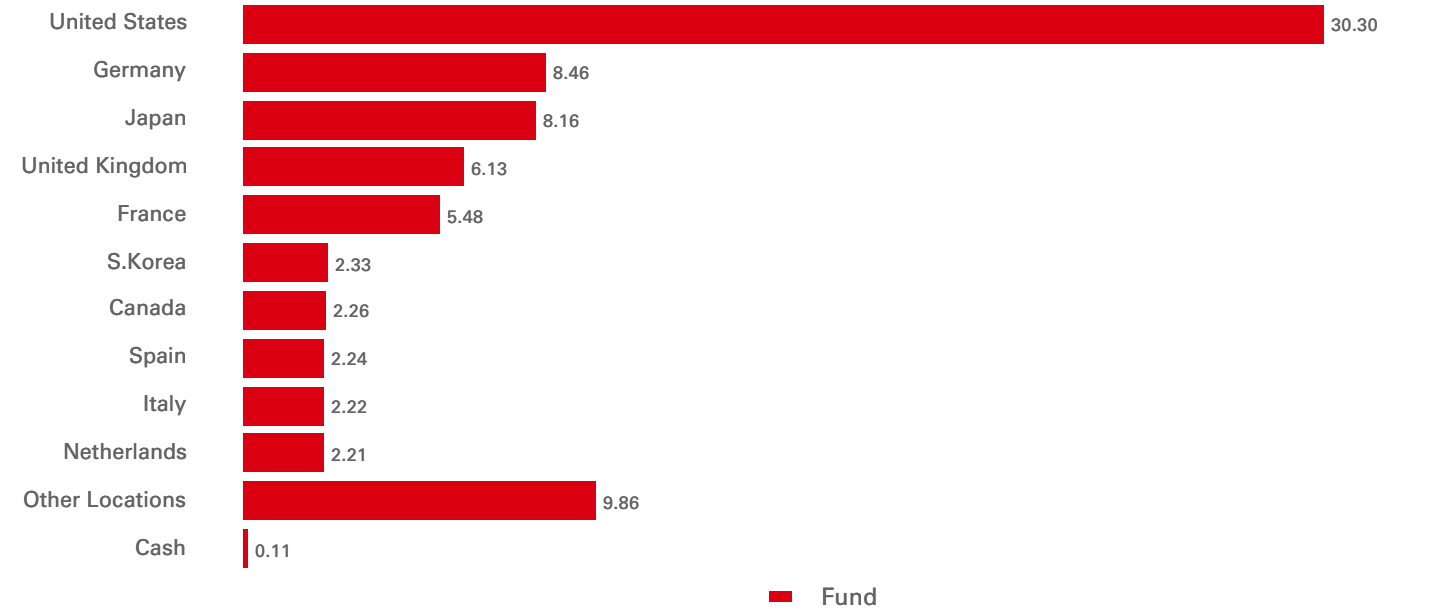
Equity geographical allocation (%)



Fixed Income Characteristics	Fund	Reference Benchmark	Relative	Credit rating (%)	Fund	Reference Benchmark	Relative
Yield to worst	4.15%	--	--	AAA	14.44	--	--
Yield to maturity	4.15%	--	--	AA	28.92	--	--
Option adjusted duration	6.93	--	--	A	22.23	--	--
Rating average	AA-/A+	--	--	BBB	14.07	--	--
				NR	0.00	--	--
				Cash	0.11	--	--

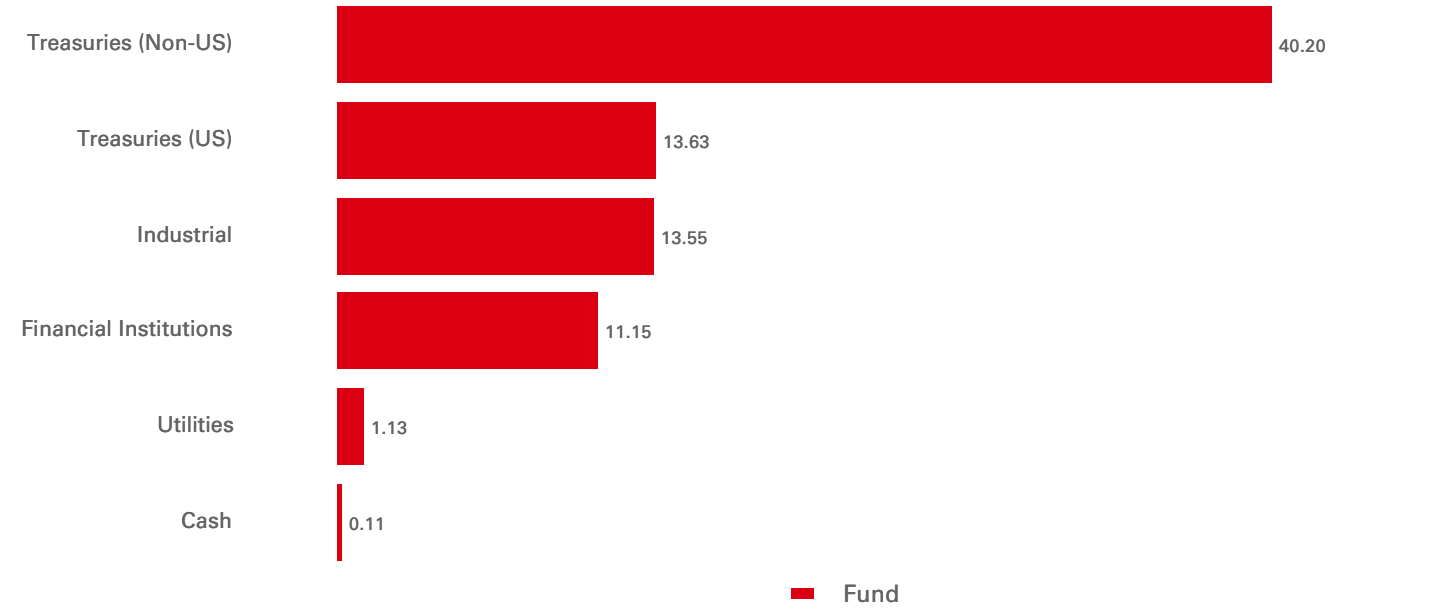
Fixed income top 10 holdings	Location	Instrument type	Weight (%)
SSE PLC 4.000 PERP EUR	United Kingdom	Perpetual Bonds	0.32
UNITED KINGDOM GILT 0.375 22/10/2026 GBP	United Kingdom	Government Bond	0.30
US TREASURY N/B 4.250 31/01/2026 USD	United States	Treasury Note	0.26
BUNDESREPUB. DEUTSCHLAND 0.250 15/02/2027 EUR	Germany	Government Bond	0.23
BUNDESREPUB. DEUTSCHLAND 0.000 15/08/2026 EUR	Germany	Government Bond	0.23
FRANCE (GOVT OF) 3.500 25/04/2026 EUR	France	Government Bond	0.22
BUNDESobligation 0.000 09/10/2026 EUR	Germany	Government Bond	0.22
UNITED KINGDOM GILT 4.625 31/01/2034 GBP	United Kingdom	Government Bond	0.21
FRANCE (GOVT OF) 0.500 25/05/2029 EUR	France	Government Bond	0.21
BUNDESREPUB. DEUTSCHLAND 2.600 15/08/2033 EUR	Germany	Government Bond	0.21

Fixed income geographical allocation (%)

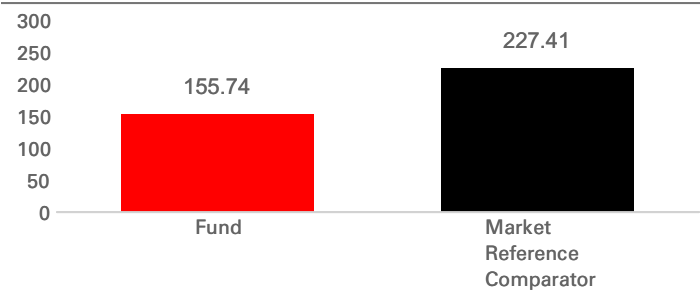


Geographical allocation (Option adjusted duration)	Fund	Reference Benchmark	Relative
United States	2.44	--	--
Japan	0.92	--	--
Germany	0.74	--	--
United Kingdom	0.61	--	--
France	0.44	--	--
S.Korea	0.30	--	--
Netherlands	0.20	--	--
Canada	0.18	--	--
Spain	0.17	--	--
Italy	0.17	--	--
Other Locations	0.84	--	--
Cash	0.00	--	--

Fixed income sector allocation (%)

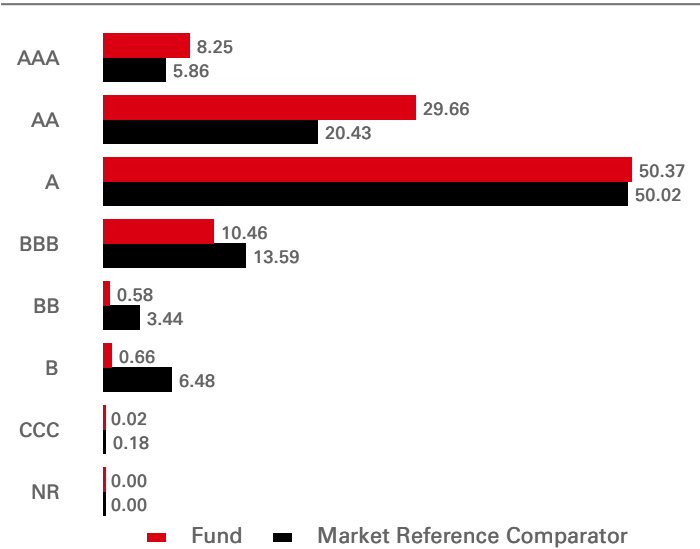


Carbon intensity emissions (%)



Over the month, the average carbon intensity of the market benchmark was measured at 224.7 tCO₂e. Our investment approach resulted in a reduction of 32%, meaning the carbon intensity of the portfolio was measured at 153.3 tCO₂e.

ESG score distribution (%)



88% of the underlying issuers held by the fund are rated AAA-A, compared to 76% of those in the reference benchmark. The average ESG score for the underlying issuers held by the fund is 6.88, while that of the reference benchmark securities was 6.29.

Stewardship

Stewardship in Action: Engagement with a European bank

Background: One of Europe’s largest banks that has drawn criticism on its climate strategy and its 2023 AGM saw disruption and protests from activists and campaign groups. We also have concerns about the company’s compliance and controls environment, with ongoing cases related to fraud and discrimination.

Key objectives: Set out approach to financing new oil and gas activities. Expand emission reduction targets to other carbon intensive sectors. Assess impacts/opportunities related to a just transition. Conduct employee sentiment survey to address concerns that a large number of employees are reluctant to report cases of misconduct or non-compliance.

Engagement process: We have been engaging with the company since 2022 and have noted rapid progress on its climate strategy. We also supported its “Say on climate” proposal in 2022. In 2023, we engaged with the company’s investor relations, debt and sustainability team 8 times. We discuss a range of issues, including the company’s disclosures, governance, net zero strategy and employee engagement. We were surprised to note in the company’s disclosure, that a significant percentage of employees said they were unwilling to report an incident of non-compliance if they noticed one, as reported in the employee sentiment a survey, a topic which we have discussed in our engagements.

Voting process: In line with our Global Voting Guidelines, in 2023, we voted against the company’s remuneration report as we considered the quantum of pay excessive.

Outcome & Next Steps: The bank has created a new governance framework for financing of coal companies and brought forward its coal exit date for all OECD nations. It has also committed to disclose its approach to engagement with clients on achieving net zero objectives, with a new framework developed in 2023

Risk disclosures

- Derivatives may be used by the Fund, and these can behave unexpectedly. The pricing and volatility of many derivatives may diverge from strictly reflecting the pricing or volatility of their underlying reference(s), instrument or asset.
- Investment Leverage occurs when the economic exposure is greater than the amount invested, such as when derivatives are used. A Fund that employs leverage may experience greater gains and/or losses due to the amplification effect from a movement in the price of the reference source.
- Liquidity is a measure of how easily the Fund's holdings can be quickly converted to cash. The value of the Fund's holdings may be significantly impacted by liquidity risk during adverse market conditions.
- Risk that the financial situation of the issuer of a bond or debt security deteriorates, with extreme risk that the issuer will default.

Important information

The material contained herein is for marketing purposes and is for your information only. This document is not contractually binding nor are we required to provide this to you by any legislative provision. It does not constitute legal, tax or investment advice or a recommendation to any reader of this material to buy or sell investments. You must not, therefore, rely on the content of this document when making any investment decisions.

This material is not intended for distribution to or use by any person or entity in any jurisdiction or country where such distribution or use would be contrary to law or regulation. This material is not and should not be construed as an offer to sell or the solicitation of an offer to purchase or subscribe to any investment.

Any views expressed were held at the time of preparation and are subject to change without notice. While any forecast, projection or target where provided is indicative only and not guaranteed in any way. HSBC Global Asset Management (UK) Limited accepts no liability for any failure to meet such forecast, projection or target.

The fund is a sub-fund of HSBC OpenFunds, an Open Ended Investment Company that is authorised in the UK by the Financial Conduct Authority. From 29 July 2024, the Authorised Corporate Director is HSBC Asset Management (Fund Services UK) Limited and the Investment Manager is HSBC Global Asset Management (UK) Limited. All applications are made on the basis of the Prospectus, Key Investor Information Document (KID), Supplementary Information Document (SID) and most recent annual and semi-annual reports, which can be obtained upon request free of charge from HSBC Global Asset Management (UK) Limited, 8 Canada Square, Canary Wharf, London, E14 5HQ, UK or the local distributors. Investors and potential investors should read and note the risk warnings in the Prospectus, KID and additionally, in the case of retail clients, the information contained in the supporting SID.

This fund typically invests at least 70% of its value in sustainable investment strategies as described in the Prospectus. It does not invest in companies involved in the manufacture of cluster munitions or anti-personnel mines. The fund is not guaranteed to outperform those which do not meet sustainability criteria.

To help improve our service and in the interests of security we may record and/or monitor your communication with us. HSBC Global Asset Management (UK) Limited provides information to Institutions, Professional Advisers and their clients on the investment products and services of the HSBC Group.

Approved for issue in the UK by HSBC Global Asset Management (UK) Limited, who are authorised and regulated by the Financial Conduct Authority.

www.assetmanagement.hsbc.co.uk

Copyright © HSBC Global Asset Management (UK) Limited 2024. All rights reserved.

Further Information can be found in the prospectus and in our Key Investor Information Documents published in our Fund Centre at www.assetmanagement.hsbc.co.uk

Source: HSBC Asset Management, data as at 31 October 2024

Follow us on:



For more information please contact us at E-mail:

Wholesale.clientservices@hsbc.com.

www.assetmanagement.hsbc.com/uk

To help improve our service and in the interests of security we may record and/or monitor your communication with us.

Glossary



www.assetmanagement.hsbc.co.uk/en/api/v1/download/document/gb00b80qg615/gb/en/glossary