

Asset Management

HSBC Global Funds ICAV

Supplement 2 – Other Funds

16 October 2024



HSBC

| Opening up a world of opportunity

Table of contents

Important information	2
Definitions	3
1. SPECIFIC INVESTMENT RESTRICTIONS	5
1.1. Specific Investment Restrictions	5
2. Share dealing	6
2.1. Dealing Deadline, Valuation Point and Settlement	6
2.2. Investment Minima	6
3. RISK CONSIDERATIONS	7
3.1. Specific Risk Considerations	7
4. SUB-FUND DETAILS	10
4.1. HSBC Global Funds ICAV - Multi-Factor Worldwide Equity Fund	10
4.2. HSBC Global Funds ICAV - Multi-Factor EMU Equity Fund	14
4.3. HSBC Global Funds ICAV – Cross Asset Trend Fund	19
4.4. HSBC Global Funds ICAV – Shariah Multi Asset Fund	23
5. APPENDICES	29
5.1. Available Share Classes	29
5.2. Additional Shariah Fund Information	87
5.3. SFDR Annex	89

Important information

The ICAV is an open-ended Irish collective asset management vehicle which is constituted as an umbrella fund with segregated liability between Sub-Funds.

This Supplement forms part of, and should be read in the context of and together with, the prospectus dated 19 April 2023 as may be amended from time to time (the “Prospectus”) in relation to the ICAV and contains information relating to the following Sub-Funds of the ICAV:

Equity Sub-Funds

HSBC Global Funds ICAV - Multi Factor Worldwide Equity Fund

HSBC Global Funds ICAV – Multi Factor EMU Equity Fund

Multi-Asset Sub-Funds

HSBC Global Funds ICAV – Cross Asset Trend Fund

HSBC Global Funds ICAV – Shariah Multi Asset Fund

The ICAV and the Directors whose names appear in the section entitled “**Management and Administration**” of the Prospectus accept responsibility for the information contained in this document. To the best of the knowledge and belief of the ICAV and the Directors (who have taken all reasonable care to ensure that such is the case) the information contained in this document is in accordance with the facts and does not omit anything likely to affect the importance of such information. The ICAV and the Directors accept responsibility accordingly.

Defined terms used but not defined herein shall have the same meaning as ascribed to them in the Prospectus.

At the date of this Supplement, there are 17 other sub-funds of the ICAV in existence, namely HSBC Global Funds ICAV - Global Equity Index Fund, HSBC Global Funds ICAV - Japan Equity Index Fund, HSBC Global Funds ICAV - US Equity Index Fund, HSBC Global Funds ICAV - Euro Corporate Bond Index Fund, HSBC Global Funds ICAV - Euro Government Bond Index Fund, HSBC Global Funds ICAV - Global Aggregate Bond Index Fund, HSBC Global Funds ICAV - Global Corporate Bond UCITS ETF, HSBC Global Funds ICAV - Global Government Bond UCITS ETF, HSBC Global Funds ICAV - Global Securitised Bond Index Fund, HSBC Global Funds ICAV - US Corporate Bond Index Fund, HSBC Global Funds ICAV - US Government Bond Index Fund, HSBC Global Funds ICAV – Global Emerging Market Government Local Bond Index Fund, HSBC Global Funds ICAV – Global Emerging Market Government Bond Index Fund, HSBC Global Funds ICAV – China Government Local Bond UCITS ETF, HSBC Global Funds ICAV – Global Sustainable Government Bond UCITS ETF, HSBC Global Funds ICAV – Global Sukuk UCITS ETF and HSBC Global Funds ICAV – Global Sustainable Corporate Bond UCITS ETF.

HSBC Global Funds ICAV – Cross Asset Trend Fund implements its investment strategy by investing primarily (both long and short positions) in financial derivative instruments.

Definitions

In this Supplement the following words and phrases shall have the meanings indicated below:

Initial Offer Period	in respect of each Sub-Fund, as specified in Section 4 “ Sub-Fund Details ” of this Supplement.
Initial Offer Price	in respect of each Class of Shares, as specified in Section 4 “ Sub-Fund Details ” of this Supplement.
Eligible Collective Investment Schemes	<p>means schemes established in Member States which are authorised under Directive 2009/65/EC of the European Parliament and of the Council of 13 July 2009 on the coordination of laws, regulations, and administrative provisions relating to undertakings for collective investment in transferable securities (UCITS), as amended by Directive 2014/91/EU of 23 July 2014 or the relevant national legislation implementing the Directive and which may be listed on a Recognised Market in the EU and/ or any of the following open-ended collective investment schemes:</p> <ul style="list-style-type: none"> (a) schemes established in Guernsey and authorised as Class A schemes; (b) schemes established in Jersey as recognised funds; (c) schemes established in the Isle of Man as authorised schemes; (d) retail investor alternative investment funds authorised by the Central Bank provided such investment funds comply in all material respects, with the provisions of the UCITS Regulations and the Central Bank’s UCITS Regulations; (e) alternative investment funds authorised in a member state of the EEA, the UK, the US, Jersey, Guernsey or the Isle of Man and which comply, in all material respects, with the provisions of the UCITS Regulations and the Central Bank’s UCITS Regulations; and <p>such other schemes as may be permitted by the Central Bank and set out in this Prospectus.</p>
Nisab	the minimum amount of wealth that a Muslim must have before being obliged to pay Zakat.
Shariah	the Islamic investment principles (i.e. Divine Islamic ‘law’ as revealed in (i) the Qur’an, which is the holy book of Islam, (ii) the sunna, or binding authority of the dicta and decisions of the Prophet Mohammed (peace be upon him), (iii) ijma, or ‘consensus’ of the community of Islamic scholars, and (iv) the qiyas, or analogical deductions and reasoning of the Islamic scholars.
Shariah Committee	the HSBC Global Shariah Committee which comprises experienced Islamic scholars and any person appointed to sit on the committee from time to time to advise and guide the Management Company and the Investment Manager on a Shariah Fund’s compliance with Shariah. For the avoidance of doubt, the Shariah Committee shall not exercise any investment discretion over the management of a Shariah Fund and shall act in an advisory capacity only.
Shariah Fund	any Sub-Fund of the ICAV that invests in compliance with Shariah, currently HSBC Global Fund ICAV - Global Sukuk UCITS ETF and HSBC Global Funds ICAV – Shariah Multi Asset Fund.
Shariah Principles	the Islamic finance principles applicable for investment as interpreted by the Shariah Committee.
Shariah Team	the staff within HSBC Bank Middle East Limited who manage Shariah aspects of any Shariah Fund and who liaise with the Shariah Committee. For the avoidance of doubt, the Shariah Team

is not involved in the discretionary investment management of any Shariah Fund and acts in an advisory capacity only.

Sukuk

Shariah-compliant instruments issued in Islamic finance. The sakk (the singular of Sukuk) is freely traded at par, premium or discount. Generally the term "Sukuk" refers to fixed income securities and debt securities which are Shariah compliant financial instruments.

Further information on Sukuk is contained in this Supplement.

Zakat

a compulsory payment of a particular percentage (currently 2.5%) annually, based on the lunar year, of the total wealth of a Muslim investor, should the Muslim investor's wealth have reached the Nisab as per the requirements of Islamic law.

1. SPECIFIC INVESTMENT RESTRICTIONS

1.1. Specific Investment Restrictions

Regulation in France

Currently applies to: HSBC Global Funds ICAV - Multi-Factor EMU Equity Fund and HSBC Global Funds ICAV – Cross Asset Trend Fund.

In order for the above-mentioned Sub-Fund to claim eligibility to the French "**Plan d'Epargne en Actions**" and for as long as it is registered with the Autorité des Marchés Financiers in France, the following additional investment restriction applies:

the total amount invested in Equity or Equity-equivalent securities (as defined by art. L- 221-31 of the French Monetary and Financial Code, § I-1°, a), b) and c), which have their registered office in a country member of:

- ◆ the EU; or
- ◆ the European Economic Area (provided that the said country has concluded with France a bilateral tax cooperation agreement with a clause of administrative assistance aiming at fighting against tax fraud or evasion).

must not be less than 75% of its NAV at any point in time.

The definition given by art. L- 221-31 of the French Monetary and Financial Code, § I-1°, a), b) and c), excludes equities or equity-equivalent securities issued by corporates which are not subject to corporate tax at the normal rate applying in their home country, and which in particular excludes shares of listed real estate corporates ("**SIIC**" – sociétés d'investissements immobiliers cotées).

The annual and semi-annual reports of the ICAV will mention the actual percentage invested in the above mentioned securities for the relevant Sub-Fund.

As at the date of this Supplement, there are no other specific investment restrictions that apply to the Sub-Funds other than those detailed in the Prospectus under Section 1.3 "**Additional Investment Restrictions**".

2. Share dealing

2.1. Dealing Deadline, Valuation Point and Settlement

The following dealing deadline, valuation point and settlement periods apply to the Sub-Funds:

Dealing Deadline	12.00 noon Irish time on any Dealing Day
Valuation Point	11.00 p.m. Irish time on each Dealing Day after the Dealing Deadline
Settlement Date for Subscriptions	Three Business Days after the Dealing Day*
Settlement Date for Redemptions	Three Business Days after the Dealing Day*

2.2. Investment Minima

Class of Share	Minimum Initial Subscription and Minimum Holding (In US Dollar or currency equivalent**)
A and B	5,000
IT	1 Share
S	50,000,000
S1, S2, S3, S4 & S5	100,000,000***
W	1,000,000
X	10,000,000
Z	1,000,000

* Further details are provided in the Prospectus under Section 4.2 "How to Buy Shares" and 4.3 "How to Sell Shares".

** For Class A and Class B Shares this means EUR 5,000, GBP 4,000, CHF 5,000, JPY 500,000, SGD 7,000 or equivalent to USD 5,000 in any other currency. For Class Z Shares this means EUR 1,000,000, GBP 800,000, CHF 1,000,000, JPY 100,000,000, 1,400,000 SGD, or equivalent to USD 1,000,000 in any other currency. For Class X Shares this means EUR 10,000,000, GBP 8,000,000, CHF 10,000,000, JPY 1,000,000,000, SGD 14,000,000 or equivalent to USD 10,000,000 in any other currency. For Class S Shares this means Euro 50,000,000, GBP 40,000,000, CHF 50,000,000, JPY 5,000,000,000, SGD 70,000,000, or equivalent to USD 50,000,000 in any other currency. For class S1, S2, S3, S4 and S5 Shares this means EUR 100,000,000, GBP 80,000,000, CHF 100,000,000, JPY 10,000,000,000, SGD 140,000,000, or equivalent to USD 100,000,000 in any other currency.

***For Class S1 Shares of HSBC Global Funds ICAV – Cross Asset Trend Fund, the minimum initial subscription amount shall be €1,000,000.

There is no minimum subscription amount applied to subsequent investments.

A list of available Share Classes is provided in the Appendix to this Supplement. Further information on the Share Class characteristics is provided in Section 1.5. of the Prospectus under "Share Class Characteristics".

3. RISK CONSIDERATIONS

3.1. Specific Risk Considerations

Investment in a Sub-Fund carries with it a degree of risk including the risks described under “**Risks and Risk Management**” in the Prospectus and the specific risk factors set out below. These investment risks are not purported to be exhaustive and potential investors should review the Prospectus and this Supplement carefully and consult with their professional advisors before making an application for Shares. Investment in a Sub-Fund is not for investors who cannot afford to lose all or a significant part of their investment. **An investment in a Sub-Fund should not constitute a substantial proportion of an investment portfolio and may not be appropriate for all investors. A Sub-Fund may invest a significant amount of its assets in cash deposits, cash equivalents and/or money market instruments. The attention of investors is drawn to the difference between the nature of a deposit and the nature of an investment in a Sub-Fund because an investment in a Sub-Fund is capable of fluctuation as the NAV of the relevant Sub-Fund fluctuates.**

An investor should consider their personal tolerance for the daily fluctuations of the market before investing in a Sub-Fund.

FDI

In the event a Sub-Fund uses FDI for EPM or investment purposes, such use may increase the risk profile of the Sub-Fund. Additional information on the FDI used by a Sub-Fund and the reason for such use is contained under “**Derivatives**” of Section 4 “**Sub-Fund Details**”.

For information in relation to the risks associated with the use of FDI, please refer to the “**Risk Factors – Particular Risks of Financial Derivative Instruments**” section of the Prospectus.

Investments in Other Eligible Collective Investment Schemes

Certain Sub-Funds may invest in one or more Eligible Collective Investment Schemes including schemes managed by the Management Company, the Investment Manager or their affiliates. As a shareholder of another Eligible Collective Investment Schemes, a Sub-Fund will bear, along with other shareholders, its pro rata portion of the expenses of the other Eligible Collective Investment Schemes, including management and/or other fees. These fees would be in addition to the management fees and other expenses which a Sub-Fund bears directly in connection with its own operations. The Sub-Fund will be responsible for paying its fees and expenses regardless of the level of its profitability.

Fund of Funds Risk

Where a Sub-Fund invests in Eligible Collective Investment Schemes, it is exposed to the risk that the Eligible Collective Investment Schemes will not perform as expected. The Sub-Fund will also be indirectly exposed to all of the risks to which the Eligible Collective Investment Schemes are exposed.

Further, the Sub-Fund’s interest in Eligible Collective Investment Schemes, if any, may be subject to restrictions on transfer. Also, the Eligible Collective Investment Schemes typically have the right to suspend withdrawals during the occurrence of certain events, such as market disruption. As a result, a Sub-Fund may not be able to dispose of its interests in one or more Eligible Collective Investment Schemes when the Investment Manager believes it would be advantageous for the Sub-Fund to do so.

At any particular time, one underlying Eligible Collective Investment Scheme may be purchasing securities of an issuer whose securities are being sold by another underlying Eligible Collective Investment Schemes, resulting in a Sub-Fund that holds each Eligible Collective Investment Scheme indirectly incurring the costs associated with the two transactions without changing its exposure to those securities.

Shariah Funds

Although Shariah Funds intend to observe Shariah Principles at all times, no such assurance can be given as, for example, a temporary breach of Shariah Principles may occur when a Shariah Fund's investments do not fully comply with such criteria for reasons outside the control of the relevant Shariah Fund and/ or the Investment Manager. In this circumstance the relevant Shariah Fund and the Investment Manager will seek to ensure that they will do what is required in order to ensure that investments comply with the Shariah Principles on or before the next rebalancing date. Further, the compliance of a Shariah Fund with Shariah Principles shall be based strictly and solely upon the criteria set out in the investment policy of the relevant Shariah Fund. Each investor and prospective investor must satisfy themselves that the relevant Shariah Fund is compliant with Shariah.

A Shariah Fund may underperform relative to other funds with comparable investment objectives that do not seek to adhere to Shariah Principles (for example, because of the inability to invest in interest bearing securities and/ or a range of other investments).

An investment made by a Shariah Fund may subsequently be determined, with limited or no prior notice, to not have been or, due to a change in circumstances to no longer be, Shariah-compliant in whole or in part. In such circumstances, the investment will likely continue to be held by the Shariah Fund until the next Index rebalancing date, though the Investment Manager, in conjunction with the Shariah Committee, may determine to take such other action as deemed appropriate to purify the Shariah Fund prior to the next Index rebalancing date, such as divesting the relevant security, should it be in the best interests of that Shariah Fund's Shareholders. Neither the Shariah Committee nor the Investment Manager accepts responsibility in relation to any change in the status of an investment's Shariah compliance.

Cash balances held by a Shariah Fund from time to time may be deposited on terms which shall either grant no return on the sum deposited or shall grant such a return on a Shariah-compliant basis.

For further information on Shariah Funds, please see Appendix 5.2.

Shariah Certification

There may be circumstances in which the Shariah Committee is unable to issue an annual Shariah certificate for a Shariah Fund, including the retirement, resignation or absence of members of the Shariah Committee or a temporary or longer-term inability by the Shariah Committee to provide the services it has been engaged to provide. It is possible these circumstances may cause a delay in the issuance of the annual Shariah certificate for a Shariah Fund. In circumstances where there has been a retirement, resignation or absence of members of the Shariah Committee, HSBC Bank Middle East Limited will seek to replace such members of the Shariah Committee, as appropriate, so that a Shariah certificate can be issued.

Charitable Donations

As detailed in Appendix 5.2, the ICAV will donate non-permissible income to one or more charities selected by the Investment Manager and approved by the Shariah Committee. Although the activities of such charities are considered as Shariah compliant by the Shariah Committee, the ICAV, the Investment Manager and the Shariah Committee cannot guarantee that non-permissible income paid to one or more charities will not be used by such charities for non-Shariah compliant activities or otherwise misused nor that such charities will not be declared bankrupt or otherwise cease to exist or change the purpose for which they were established, once the payments are made by a Shariah Fund to the charities.

Sukuk Investment Risk

Price fluctuations in Sukuk are influenced primarily by interest rate developments in the capital markets, which in turn are influenced by macro-economic factors. Sukuk prices could fall when capital market interest rates rise, and the prices could increase when capital market interest rates falls. The price changes also depend on the term or residual time to maturity of the Sukuk.

Sukuk are also subject to credit risk. Credit risk refers to the probability that an asset or loan becomes irrecoverable due to a default or delay in settlements. Sukuk are issued, for the most part, in emerging markets where counterparties possess less sophisticated risk management mechanisms. Lack of case law and legal precedent with respect to default for effective enforcement means there is uncertainty as to whether Sukuk certificate holders will be able to enforce their contractual rights in the relevant courts should there be a default. Furthermore, the rescheduling of debt at a higher markup rate is not possible due to the prohibition of charging interest for Islamic investments. Consequently, counterparties would be more inclined to default on their commitments. The Sukuk offering documents typically have provisions for the termination of the certificate in the event of a default by the obligor. If the obligor fails to discharge its obligations under the Sukuk, the Sukuk certificate holder can exercise the right to nullify the contract and force the obligor to buy back the assets. Furthermore, in the event that the obligor fails to reimburse the principal amount, the Sukuk certificate holder can exercise the right to take legal action and force the obligor to enter into debt-rescheduling proceedings.

For sovereign Sukuk, the governmental entity that controls the payment or redemption of sovereign Sukuk may not be able or willing to pay the principal and/or return when due in accordance with the terms of such debt due to specific factors, including, but not limited to (i) their foreign reserves, (ii) the available amount of their foreign exchange as at the date of payment, (iii) their failure to implement political reforms, and (iv) their policy relating to the International Monetary Fund. Sovereign Sukuk holders may also be affected by additional constraints relating to sovereign issuers which may include: (i) the unilateral rescheduling of such debt by the issuer and (ii) the limited legal recourses available against the issuer (in case of failure of delay in repayment).

4. SUB-FUND DETAILS

4.1. HSBC Global Funds ICAV - Multi-Factor Worldwide Equity Fund

Investment Objective: to achieve capital growth over the long-term.

Investment Policy: The Sub-Fund invests mainly in equities of companies incorporated anywhere in the world including emerging markets, while promoting environmental and/or social characteristics within the meaning of Article 8 of SFDR. The Sub-Fund promotes, among other things as further described in the SFDR annex, a lower carbon intensity and a higher environmental, social and governance (“ESG”) score (calculated respectively as a weighted average of the carbon intensities and ESG scores of the Sub-Fund’s investments compared to the weighted average of the constituents of the MSCI All Country World Index (USD Net Total Return) (the “Reference Performance Benchmark”). The Reference Performance Benchmark will be used to measure the Sub-Fund’s carbon intensity and ESG score, but it has not been designated as a reference benchmark for the purpose of attaining the environmental and/or social characteristics of the Sub-Fund.

Specifically, in ordinary market conditions the Sub-Fund invests a minimum of 90% of net assets in equities (i.e., shares and real estate investment trusts) or equity equivalent securities (ADRs, GDRs and non-voting depositary receipts which will not embed a derivative and/or leverage) of companies incorporated anywhere in the world including emerging markets. ADR, GDR and non-voting depositary receipts may be used to achieve exposure to a stock or to a basket of stocks instead of using a physical security. The Sub-Fund may also hold cash and money market instruments (including bills, commercial paper and certificates of deposits) for ancillary liquidity purposes. The Sub-Fund may also invest in the units or shares of CIS in order to achieve its investment objective.

With the exception of permitted investments in unlisted securities or over-the-counter derivative instruments, the securities in which the Sub-Fund invests will be listed or traded on Recognised Markets, as defined in the Prospectus.

Investment Approach: The Investment Manager of the Sub-Fund is HSBC Global Asset Management (UK) Limited. The Investment Manager identifies stocks which comprise, or may comprise, the MSCI All Country World Index and uses a proprietary systematic investment process to create a portfolio which focus on risk premia offered by exposure to factors such as value, quality, momentum, low risk and size. Further information on these factors is provided below.

- ◆ Value: The Investment Manager seeks to distinguish between undervalued and overvalued stocks and determines whether a stock is undervalued or overvalued by comparing the intrinsic value of a stock relative to its price.
- ◆ Quality: The Investment Manager seeks to distinguish between companies with high profitability, low leverage and high quality of earning, which are considered as quality companies, versus those companies with lower profitability, higher leverage and lower earnings quality.
- ◆ Momentum: The Investment Managers seeks to distinguish between stocks and/or industries with higher recent performance and lower recent performance, with recent performance being within the previous 12 months.
- ◆ Low Risk: The Investment Manager seeks to distinguish between more volatile and less volatile stocks to take advantage of the low-risk anomaly (i.e. that lower risk securities have a tendency to outperform their higher risk counterparts on a risk-adjusted basis)..
- ◆ Size: The Investment Manager seeks to distinguish between large and small companies by the total free float market capitalisation of each company as well as total assets and sales.

The Investment Manager will also consider the non-financial factors of ESG scores and carbon intensities in the construction of the portfolio. This leads to the Investment Manager seeking to overweight companies that have higher ESG scores and underweight companies with lower ESG scores on an average basis across the portfolio. At the same time, the Investment Manager seeks to overweight companies that have lower carbon intensities and underweight companies with higher carbon intensities on an average basis across the portfolio.

The portfolio is subject to ongoing research regarding the above factors. Following identification and ranking of the investment universe based on the above factors, the Investment Manager uses a HSBC systematic portfolio construction process to create an optimised portfolio which:

- ◆ maximises the exposure to the highest ranked stocks based on the above factors whilst minimising the portfolio's risk; and
- ◆ aims for a lower carbon intensity and a higher ESG score calculated respectively as a weighted average of the carbon intensities and ESG scores of the Sub-Fund's investments, than the weighted average of the constituents of the Reference Performance Benchmark.

In order to lower exposure to carbon intensive businesses and raise the Sub-Fund's ESG score, all holdings in the portfolio are assessed for their individual carbon intensity and ESG scores.

The Sub-Fund will not invest in equities and equity equivalent securities of companies with specified involvement in specific excluded activities ("Excluded Activities"). These Excluded Activities and specified involvement are proprietary to HSBC and include, but are not limited to:

- ◆ Banned Weapons - the Sub-Fund will not invest in issuers the Investment Manager considers to be involved in the development, production, use, maintenance, offering for sale, distribution, import or export, storage or transportation of banned weapons;
- ◆ Controversial Weapons - the Sub-Fund will not invest in issuers the Investment Manager considers to be involved in the production of controversial weapons or their key components. Controversial weapons include but are not limited to depleted uranium weapons and white phosphorous when used for military purposes;
- ◆ Thermal Coal (Expanders) - the Sub-Fund will not participate in IPOs by companies that HSBC considers to be engaged in the expansion of thermal coal production;
- ◆ Thermal Coal (Revenue threshold) - the Sub-Fund will not invest in issuers the Investment Manager considers to have more than 10% of revenue generated from thermal coal power generation or extraction and which, in the opinion of the Investment Manager, do not have a credible transition plan;
- ◆ Tobacco - the Sub-Fund will not invest in issuers the Investment Manager considers to be directly involved in the production of tobacco; and
- ◆ UNGC - the Sub-Fund will not invest in issuers that the Investment Manager considers to be non-compliant with the UNGC principles.

When assessing a company's carbon intensity, ESG scores, and the exclusions described above, the Investment Manager may rely on expertise, research and information provided by various financial data providers. The assessment of a company's exposure to any of the Excluded Activities, including potential violations of the UNGC principles, may also involve ESG due diligence and engagement by the Investment Manager with the management of the company in circumstances where the expertise, research and information provided by various financial data providers appears to be outdated or incomplete. A positive outcome from proprietary ESG due diligence (i.e. demonstrating that data is outdated or complete) may result in inclusion of those companies in the Sub-Fund. The exact nature of the ESG due diligence undertaken by the Investment Manager will depend on the inconsistency in the data available to the Investment Manager which forms the basis of its decision to undertake such due diligence.

The Excluded Activities are proprietary to HSBC and are subject to ongoing research and may change over time as new activities are identified. The exclusion or inclusion of an issuer in the Sub-Fund's investment universe is at the discretion of the Investment Manager. Companies with an ESG score may be included in the Sub-Fund's investment universe even when their ESG score is still below the weighted average ESG score of the Reference Performance Benchmark. More information on HSBC Asset Management's Responsible Investment Policy is available at <https://www.assetmanagement.hsbc.com/about-us/responsible-investing>.

Reference Performance Benchmark: The Sub-Fund is actively managed and does not track a benchmark. The Reference Performance Benchmark is used for comparison purposes only. Shareholders should be aware that the Sub-Fund will not be managed to the Reference Performance Benchmark and that investment returns of the Sub-Fund may deviate materially from the performance of the Reference Performance Benchmark.

The Investment Manager will use its discretion to invest in securities not included in the Reference Performance Benchmark based on active investment management strategies and specific investment opportunities. It is foreseen that a significant percentage of the Sub-Fund's investments will be components of the Reference Performance Benchmark. However, their weightings may deviate materially from those of the Reference Performance Benchmark.

The deviation of the Sub-Fund's performance relative to the Reference Performance Benchmark is also monitored, but not constrained, to a defined range.

Shareholders should be aware that the Reference Performance Benchmark may change over time and that the Supplement may be updated accordingly.

Reference Performance Benchmark Description: This section is a summary of the principal features of the Reference Performance Benchmark and is not a complete description of the Reference Performance Benchmark.

The Reference Performance Benchmark is a free float - adjusted market capitalisation weighted index that is designed to measure the equity market performance of developed and emerging markets. The Reference Performance Benchmark currently consists of 47 country indexes comprising 23 developed and 24 emerging market country indexes. The developed market country indexes included are: Australia, Austria, Belgium, Canada, Denmark, Finland, France, Germany, Hong Kong, Ireland, Israel, Italy, Japan, Netherlands, New Zealand, Norway, Portugal, Singapore, Spain, Sweden, Switzerland, the United Kingdom and the United States. The emerging market country indexes included are: Brazil, Chile, China, Colombia, Czech Republic, Egypt, Greece, Hungary, India, Indonesia, Korea, Malaysia, Mexico, Pakistan, Peru, Philippines, Poland, Qatar, Russia, South Africa, Taiwan, Thailand, Turkey and United Arab Emirates.

Further information about the Reference Performance Benchmark, its composition, calculation and rules for periodical review and re-balancing and about the general methodology behind the MSCI indices can be found on www.msci.com.

Derivatives: The Sub-Fund may use FDI subject to the conditions and limits laid down by the Central Bank and as described in Section 2.4. "**Use of Financial Derivative Instruments**" in the Prospectus. To the extent that the Sub-Fund uses FDI, there may be a risk that the volatility of the Sub-Fund may increase. However, the Sub-Fund is not expected to have an above average risk profile as a result of its use of or investment in FDI. The Sub-Fund does not intend to use FDI extensively. Although the Sub-Fund will be leveraged as a result of its investments in FDI, the Sub-Fund's global exposure (as prescribed in the Central Bank's UCITS Regulations) relating to FDI, calculated using the commitment approach, must not exceed 100% of the Sub-Fund's total NAV.

EPM refers to techniques and instruments which relate to transferable securities which fulfil the following criteria: They are economically appropriate in that they are realised in a cost-effective way and investment decisions involving transactions that are entered into for one or more of the following specific aims: (i) the reduction of risk (e.g. to perform an investment hedge on a portion of a portfolio); (ii) the reduction of cost (e.g. short term cash flow management or tactical asset allocation); and (iii) the generation of additional capital or income for the Sub-Fund with an appropriate level of risk, taking into account the risk profile of the Sub-Fund as described in this Supplement and the Prospectus and the general provisions of the UCITS Regulations.

The FDIs which the Sub-Fund may use are equity futures, currency futures, foreign exchange contracts, equity options and Total Return Swaps including contracts for differences. Additional information on these FDIs is included in Appendix 2 ("How the Sub-Funds Use Instruments and Techniques") of the Prospectus and the reasons for their use are set out below.

Equity futures and currency futures may be used to hedge against market risk or to gain exposure to an underlying market. Forward contracts may be used to hedge or to gain exposure to an increase in the value of an asset, currency

or for share class hedging. Foreign exchange contracts may be used to convert the currency of the underlying investments of the Sub-Fund into the Base Currency and to hedge the dividends or corporate action entitlements received in a currency other than the Base Currency between the ex-date and the pay date. Equity options may be used to hedge or achieve exposure to a particular market instead of using a physical security. Contracts for differences may be used to hedge or achieve exposure to a particular stock instead of using a physical security.

It is the intention of the Sub-Fund that all of the above FDIs will be used for hedging and EPM purposes only.

Securities Financing Transactions and/or Total Return Swaps: The Sub-Fund may engage in securities lending subject to the requirements of the Securities Financing Transactions Regulation, the UCITS Regulations and the Central Bank UCITS Regulations. This is more particularly described in the Prospectus under Section 2.3 "**Portfolio Investment Techniques**". Less than 30% of the Sub-Fund's net assets may be subject to securities lending arrangements at any one time, however the amount subject to securities lending arrangements is generally expected to range from 0% to 25% of the Sub-Fund's net assets. Subject to the limitations referred to above, any of the assets of the Sub-Fund may be subject to Securities Financing Transactions. The Sub-Fund will not enter into Securities Financing Transactions, other than securities lending.

The Sub-Fund may invest up to 10% of its net assets in Total Return Swaps, however this is not expected to exceed 5%.

Investment in Funds: The Sub-Fund will not invest more than 10% of its net assets in CIS which may include units or shares of CIS that are managed directly or indirectly by the Investment Manager. Further information is provided in the Prospectus under Section 6 "**Fees, Charges and Expenses**", "**Costs of Investing in Units in Other Collective Investment Schemes**".

Volatility: The Sub-Fund is expected to have medium to high levels of volatility.

Risks:

Risks mainly associated with ordinary market conditions:

- ◆ Investment Techniques
- ◆ Equity Securities
- ◆ Currency Risk
- ◆ Emerging Markets Risk
- ◆ People's Republic of China
- ◆ Hedged Share Classes
- ◆ Investment Fund Risk
- ◆ Reliance on the Investment Manager
- ◆ Market Risk
- ◆ Securities Handling Risk
- ◆ Particular Risks of Financial Derivative Instruments

Risks mainly associated with unusual market conditions are as follows:

- ◆ Counterparty Risk
- ◆ Liquidity Risk
- ◆ Operational Risk

As the markets in which some of the issuers are based are considered to be emerging markets, an investment

in the Sub-Fund should only be made by those persons who could sustain a loss on their investment. It should not constitute a substantial portion of an investment portfolio and may not be appropriate for all investors.

Further detail on each of the above risks is set out in the Prospectus under Section 3 “Risks and Risk Management” and in this Supplement under Section 3 “Risk Considerations”.

Risk Management Method: Commitment approach. Detail on the commitment approach is set out in the Prospectus under Section 3.3 “Risk Management Process” and the leverage limits that apply are addressed in this Supplement under “Derivatives” further above.

Profile of a Typical Investor: Designed for investors seeking capital appreciation and planning to invest for at least 5 years. The Sub-Fund may appeal to investors who are looking for a core equity investment with world wide exposure.

Base Currency: US Dollar.

Initial Offer Price: With the exception of Share Classes XCUSD, XSUSD and ZQUSD and ZDEUR the initial offer price for Shares in the Sub-Fund is 10.00 (or in the case of Japanese Yen, 100.00), in the Reference Currency of the relevant Share Class. After the Initial Offer Period, Shares will be issued at the Subscription Price.

Initial Offer Period: From 9.00 a.m. (Irish time) on 19 September 2023 to 5.00 p.m. (Irish time) 18 March 2024 or such later or earlier date and time as the Directors may determine. Any extension or shortening of the initial offer period will be in accordance with the Central Bank’s requirements.

Settlement Date for Subscriptions: For subscriptions up to and including 24 May 2024, three Business Days after the Dealing Day. For subscriptions made on or after 28 May 2024, within two Business Days after the Dealing Day, or such other day as the Management Company may determine and notify to Shareholders.

Settlement Date for Redemptions: For redemptions up to and including 24 May 2024, three Business Days after the Dealing Day. For redemptions made on or after 28 May 2024, within two Business Days following the Dealing Day, or such other day as the Management Company may determine and notify to Shareholders.

Fees and Expenses:

Share Class Ongoing Charge*

A	B	IT	S	S1	S2
Up to 1.00%	Up to 1.00%	Up to 1.00%	Up to 1.00%	Up to 1.00%	Up to 1.00%
S3	S4	S5	W	X	Z
Up to 1.00%	Up to 1.00%	Up to 1.00%	0.00%	Up to 1.00%	Up to 1.00%

* Ongoing charges include the Management Fee, Operating, Administrative and Servicing Expenses. An additional fee of up to 0.03% may apply to Hedged Share Classes.

For further information, please refer to the “Fees, Charges and Expenses” section of the Prospectus.

4.2. HSBC Global Funds ICAV - Multi-Factor EMU Equity Fund

Investment Objective: to achieve capital growth over the long-term.

Investment Policy: The Sub-Fund invests mainly in equities of companies incorporated in the developed markets of the European Economic and Monetary Union (the “EMU”), while promoting environmental and/or social characteristics within the meaning of Article 8 of SFDR. The Sub-Fund aims to do this by achieving a lower carbon intensity and a higher environmental, social and governance (“ESG”) score, calculated respectively as a weighted average of the carbon intensities and ESG score of the Sub-Fund’s investments, than the weighted average of the

constituents of the MSCI EMU Index (the “Reference Performance Benchmark”). The Reference Performance Benchmark will be used to measure the Sub-Fund’s carbon intensity and ESG scores, but it has not been designated as a reference benchmark for the purpose of attaining the environmental and/or social characteristics of the Sub-Fund.

- ◆ Specifically, in ordinary market conditions the Sub-Fund invests a minimum of 90% of net assets in equities (i.e., shares and, to a limited extent, real estate investment trusts) or equity equivalent securities (ADRs and GDRs) of companies incorporated in the developed markets of the EMU.
- ◆ ADR, GDR and non-voting depositary receipts may be used to achieve exposure to a stock or to a basket of stocks instead of using a physical security. The Sub-Fund may also hold cash and money market instruments (including bills, commercial paper and certificates of deposits) for ancillary liquidity purposes. The Sub-Fund may also invest in the units or shares of CIS in order to achieve its investment objective.
- ◆ With the exception of permitted investments in unlisted securities or over-the-counter derivative instruments, the securities in which the Sub-Fund invests will be listed or traded on Recognised Markets, as defined in the Prospectus.

Investment Approach: The Investment Manager of the Sub-Fund is HSBC Global Asset Management (France). The Investment Manager identifies stocks which comprise, or may comprise, the MSCI EMU Index and uses a proprietary systematic investment process to create a portfolio which focus on risk premia offered by exposure to factors such as value, quality, momentum, low risk and size. Further information on these factors is provided below.

- ◆ Value: The Investment Manager seeks to distinguish between undervalued and overvalued stocks and determines whether a stock is undervalued or overvalued by comparing the intrinsic value of a stock relative to its price.
- ◆ Quality: The Investment Manager seeks to distinguish between companies with high profitability, low leverage and high quality of earning, which are considered as quality companies, versus those companies with lower profitability, higher leverage and lower earnings quality.
- ◆ Momentum: The Investment Manager seeks to distinguish between stocks and/or industries with higher recent performance and lower recent performance, with recent performance being within the previous 12 months.
- ◆ Low Risk: The Investment Manager seeks to distinguish between more volatile and less volatile stocks to take advantage of the low-risk anomaly (i.e. that lower risk securities have a tendency to outperform their higher risk counterparts on a risk-adjusted basis).
- ◆ Size: The Investment Manager seeks to distinguish between large and small companies by the total free float market capitalisation of each company as well as total assets and sales.

The Investment Manager will also consider the non-financial factors of ESG scores and carbon intensities in the construction of the portfolio. This leads to the Investment Manager seeking to overweight companies that have higher ESG scores and underweight companies with lower ESG scores on an average basis across the portfolio. At the same time, the Investment Manager seeks to overweight companies that have lower carbon intensities and underweight companies with higher carbon intensities on an average basis across the portfolio.

The portfolio is subject to ongoing research regarding the above factors. Following identification and ranking of the investment universe based on the above factors, the Investment Manager uses a HSBC proprietary systematic portfolio construction process to create an optimised portfolio which:

- ◆ maximises the exposure to the highest ranked stocks based on the above factors whilst minimising the portfolio’s risk; and

- ◆ aims for a lower carbon intensity and a higher ESG score calculated respectively as a weighted average of the carbon intensities and ESG scores of the Sub-Fund's investments, than the weighted average of the constituents of the Reference Performance Benchmark.

In order to lower exposure to carbon intensive businesses and raise the Sub-Fund's ESG score, all holdings in the portfolio are assessed for their individual carbon intensity and ESG scores.

The Sub-Fund will not invest in equities and equity equivalent securities of companies with specified involvement in specific excluded activities ("Excluded Activities"). These Excluded Activities and specified involvement are proprietary to HSBC and include, but are not limited to:

- ◆ Banned Weapons - the Sub-Fund will not invest in issuers the Investment Manager considers to be involved in the development, production, use, maintenance, offering for sale, distribution, import or export, storage or transportation of banned weapons;
- ◆ Controversial Weapons - the Sub-Fund will not invest in issuers the Investment Manager considers to be involved in the production of controversial weapons or their key components. Controversial weapons include but are not limited to depleted uranium weapons and white phosphorous when used for military purposes;
- ◆ Thermal Coal (Expanders) - the Sub-Fund will not participate in IPOs by companies that HSBC considers to be engaged in the expansion of thermal coal production;
- ◆ Thermal Coal (Revenue threshold) - the Sub-Fund will not invest in issuers the Investment Manager considers to have more than 10% of revenue generated from thermal coal power generation or extraction and which, in the opinion of the Investment Manager, do not have a credible transition plan;
- ◆ Tobacco - the Sub-Fund will not invest in issuers the Investment Manager considers to be directly involved in the production of tobacco; and
- ◆ UNGC - the Sub-Fund will not invest in issuers that the Investment Manager considers to be non-compliant with the UNGC principles.

When assessing a company's carbon intensity, ESG scores, and the exclusions described above, the Investment Manager may rely on expertise, research and information provided by various financial data providers. The assessment of a company's exposure to any of the Excluded Activities, including potential violations of the UNGC principles, may also involve ESG due diligence and engagement by the Investment Manager with the management of the company in circumstances where the expertise, research and information provided by various financial data providers appears to be outdated or incomplete. A positive outcome from proprietary ESG due diligence (i.e. demonstrating that data is outdated or complete) may result in inclusion of those companies in the Sub-Fund. The exact nature of the ESG due diligence undertaken by the Investment Manager will depend on the inconsistency in the data available to the Investment Manager which forms the basis of its decision to undertake such due diligence.

The Excluded Activities are proprietary to HSBC and are subject to ongoing research and may change over time as new activities are identified. The exclusion or inclusion of an issuer in the Sub-Fund's investment universe is at the discretion of the Investment Manager. Companies with an ESG score may be included in the Sub-Fund's investment universe even when their ESG score is still below the weighted average ESG score of the Reference Performance Benchmark. More information on HSBC Asset Management's Responsible Investment Policy is available at <https://www.assetmanagement.hsbc.com/about-us/responsible-investing>.

Reference Performance Benchmark: The Sub-Fund is actively managed and does not track a benchmark. The Reference Performance Benchmark is used for comparison purposes.

Shareholders should be aware that the Sub-Fund will not be managed to the Reference Performance Benchmark and that investment returns may deviate materially from the performance of the Reference Performance Benchmark. The Investment Manager will use its discretion to invest in securities not included in the Reference Performance Benchmark based on active investment management strategies and specific investment opportunities. It is foreseen

that a significant percentage of the Sub-Fund's investments will be components of the Reference Performance Benchmark. However, their weightings may deviate materially from those of the Reference Performance Benchmark. The deviation of the Sub-Fund's performance relative to the Reference Performance Benchmark is also monitored, but not constrained, to a defined range.

Shareholders should be aware that the Reference Performance Benchmark may change over time and that the Supplement may be updated accordingly.

Reference Performance Benchmark Description: This section is a summary of the principal features of the Reference Performance Benchmark and is not a complete description of the Reference Performance Benchmark.

The Reference Performance Benchmark covers approximately 85% of the free float adjusted market capitalisation of the EMU. The Reference Performance Benchmark is designed to measure the equity market performance of mid and large cap companies in 10 developed markets in the EMU. The Index currently consists of 10 country indexes, included are: Austria, Belgium, Finland, France, Germany, Ireland, Italy, the Netherlands, Portugal, and Spain.

Further information about the Reference Performance Benchmark, its composition, calculation and rules for periodical review and re-balancing and about the general methodology behind the MSCI indices can be found on www.msci.com.

Derivatives: The Sub-Fund may use **Financial Derivative Instruments** (FDIs) subject to the conditions and limits laid down by the Central Bank and as described in Section 2.4. "Use of Financial Derivative Instruments" in the Prospectus. To the extent that the Sub-Fund uses FDI, there may be a risk that the volatility of the Sub-Fund may increase. However, the Sub-Fund is not expected to have an above average risk profile as a result of its use of or investment in FDI. The Sub-Fund does not intend to use FDI extensively. Although the Sub-Fund will be leveraged as a result of its investments in FDI, the Sub-Fund's global exposure (as prescribed in the Central Bank's UCITS Regulations) relating to FDI, calculated using the commitment approach, must not exceed 100% of the Sub-Fund's total NAV.

EPM refers to techniques and instruments which relate to transferable securities which fulfil the following criteria: They are economically appropriate in that they are realised in a cost-effective way and investment decisions involving transactions that are entered into for one or more of the following specific aims: (i) the reduction of risk (e.g. to perform an investment hedge on a portion of a portfolio); (ii) the reduction of cost (e.g. short term cash flow management or tactical asset allocation); and (iii) the generation of additional capital or income for the Sub-Fund with an appropriate level of risk, taking into account the risk profile of the Sub-Fund as described in this Supplement and the Prospectus and the general provisions of the UCITS Regulations. The FDIs which the Sub-Fund may use are equity futures, currency futures, foreign exchange contracts, equity options and Total Return Swaps. Additional information on these FDIs is included in Appendix 2 ("How the Sub-Funds Use Instruments and Techniques") of the Prospectus and the reasons for their use are set out below.

Equity futures and currency futures may be used to hedge against market risk or to gain exposure to an underlying market. Forward contracts may be used to hedge or to gain exposure to an increase in the value of an asset, currency or for share class hedging. Foreign exchange contracts may be used to convert the currency of the underlying investments of the Sub-Fund into the Base Currency and to hedge the dividends or corporate action entitlements received in a currency other than the Base Currency between the ex-date and the pay date. Equity options may be used to hedge or achieve exposure to a particular market instead of using a physical security. Total Return Swaps may be used to hedge or achieve exposure to a particular stock instead of using a physical security.

It is the intention of the Sub-Fund that all of the above FDIs will be used for hedging and EPM purposes only.

Securities Financing Transactions and/or Total Return Swaps: The Sub-Fund may engage in securities lending subject to the requirements of the Securities Financing Transactions Regulation, the UCITS Regulations and the Central Bank UCITS Regulations. This is more particularly described in the Prospectus under Section 2.3 "Portfolio Investment Techniques". Less than 30% of the Sub-Fund's net assets may be subject to securities lending arrangements at any one time, however the amount subject to securities lending arrangements is generally expected to range from 0% to 25% of the Sub-Fund's net assets. Subject to the limitations referred to above, any of the assets

of the Sub-Fund may be subject to Securities Financing Transactions. The Sub-Fund will not enter into Securities Financing Transactions, other than securities lending.

The Sub-Fund may invest up to 10% of its net assets in Total Return Swaps, however this is not expected to exceed 5%.

Investment in Funds: The Sub-Fund will not invest more than 10% of its net assets in CIS which may include units or shares of CIS that are managed directly or indirectly by the Investment Manager. Further information is provided in the Prospectus under Section 6 "**Fees, Charges and Expenses**", "**Costs of Investing in Units in Other Collective Investment Schemes**".

Volatility: The Sub-Fund is expected to have medium to high levels of volatility.

Risks:

Risks mainly associated with ordinary market conditions:

- ◆ Investment Techniques
- ◆ Equity Securities
- ◆ Currency Risk
- ◆ Hedged Share Classes
- ◆ Investment Fund Risk
- ◆ Reliance on the Investment Manager
- ◆ Market Risk
- ◆ Securities Handling Risk
- ◆ Particular Risks of Financial Derivative Instruments
- ◆ Counterparty Risk
- ◆ Model Risk
- ◆ Liquidity Risk
- ◆ Operational Risk

Further detail on each of the above risks is set out in the Prospectus under Section 3 "**Risks and Risk Management**" and in this Supplement under Section 3 "**Risk Considerations**".

Risk Management Method: Commitment approach. Detail on the commitment approach is set out in the Prospectus under Section 3.3 "**Risk Management Process**" and the leverage limits that apply are addressed in this Supplement under "**Derivatives**" further above.

Profile of a Typical Investor: Designed for investors seeking capital appreciation and planning to invest for at least 5 years. The Sub-Fund may appeal to investors who are looking for a core equity investment with EMU exposure.

Business Day: A day on which banks are open for normal banking business in both Ireland and France and which is also a day where stock exchanges and Recognised Markets in countries where the Sub-Fund is materially invested are open for normal trading.

Base Currency: EURO

Initial Offer Price: With the exception of Share Classes XCUSD and ZCUSD, the initial offer price for Shares in the Sub-Fund is 10.00 (or in the case of Japanese Yen 100.00), in the Reference Currency of the relevant Share Class. After the Initial Offer Period, Shares will be issued at the Subscription Price.

Initial Offer Period: From 9.00 a.m. (Irish time) on 19 September 2023 to 5.00 p.m. (Irish time) 18 March 2024 or such later or earlier date and time as the Directors may determine. Any extension or shortening of the initial offer period will be in accordance with the Central Bank’s requirements.

Fees and Expenses:

Share Class Ongoing Charge*

A	B	IT	S	S1	S2
Up to 1.00%	Up to 1.00%	Up to 1.00%	Up to 1.00%	Up to 1.00%	Up to 1.00%
S3	S4	S5	W	X	Z
Up to 1.00%	Up to 1.00%	Up to 1.00%	0.00%	Up to 1.00%	Up to 1.00%

* Ongoing charges include the Management Fee, Operating, Administrative and Servicing Expenses. An additional fee of up to 0.03% may apply to Hedged Share Classes.

For further information, please refer to the “**Fees, Charges and Expenses**” section of the Prospectus.

4.3. HSBC Global Funds ICAV – Cross Asset Trend Fund

Investment Objective: to achieve capital growth over the long-term.

Investment Policy: The Sub-Fund employs HSBC’s proprietary cross asset trend strategy (the “Strategy”) by investing through the use of financial derivative instruments in a diversified range of asset classes (including equity, fixed income, currency and commodities) on a global basis, including in emerging markets. The Sub-Fund’s average volatility in normal market conditions is expected to be around 10% over the investment horizon of 3-5 years. It may fluctuate due to unusual market conditions and the annualized volatility could be lower or higher than this level. The Sub-Fund may also invest in the units or shares of CIS in order to achieve its investment objective.

The Sub-Fund implements the Strategy by investing primarily (both long and short positions) in financial derivative instruments including, but not limited to futures, currency forwards (including non-deliverable currency forwards), and swaps, including total return swaps. Specifically:

- ◆ Index futures will be used to achieve exposure to equity indices made up of the shares of companies incorporated in global developed and emerging markets. The Sub-Fund’s net exposure to such equities through the use of index futures is up to 200% of NAV.
- ◆ Net exposure to interest rate derivatives (i.e. short term interest rate futures, bond futures and interest rate swaps) used to achieve exposure to interest rate fluctuations on fixed income instruments will be up to 600% of NAV.
- ◆ Net exposure to commodity indices achieved through total return swaps will be up to 100% of NAV.
- ◆ Net exposure to currency forwards and non-deliverable currency forwards will be up to 400% of NAV.
- ◆ The Sub-Fund may hold cash and cash instruments for ancillary liquidity purposes.
- ◆ The Sub-Fund may invest up to 95% of NAV in money market instruments (including treasury bills, commercial paper and certificates of deposits).
- ◆ With the exception of permitted investments in unlisted securities, over-the-counter derivative instruments or CIS, the securities in which the Sub-Fund invests will be listed or traded on Recognised Markets, as defined in the Prospectus.

Where the underlying assets comprise fixed income instruments, these will be investment grade and may have any maturity or duration. The fixed income instruments may have a fixed or floating rate and may be issued by either government or corporate entities.

Investment Approach: The Investment Manager of the Sub-Fund is HSBC Global Asset Management (France). The Investment Manager implements the Strategy which is a proprietary strategy model created and calculated by the Investment Manager. The Strategy aims to identify trend-following signals or momentum across equity, bond, currency and commodities markets with the target volatility of 10%. In this context, "trend-following" means the process of analysing the positive or negative performance of investments with a view to assessing the likelihood that the performance will continue on the same positive or negative path. Different metrics can be used to assess past positive or negative performance when identifying trend-following signals and may include, for example, realised performance over an observation period or daily mean or median realised returns over an observation period. The purpose of the Strategy is to aim to go long in rising markets and short in falling markets, and based on the strength of the relevant trend-following signal, the Strategy could be long all assets with a positive trend, or short all assets with a negative trend. The Sub-Fund does not invest in the underlying assets directly, but instead receives the return linked to the performance of those assets through the use of derivatives.

The Investment Manager utilises the Strategy to determine the investment universe and portfolio allocation of the Sub-Fund. The Investment Manager takes into account the direction of the trend-following signals identified by the Strategy (positive/negative), considers volatility targets and risk analysis, and determines the Sub-Fund's exposure to the investments in proportion to the trend-following signal's strength, as well as any maximum gross and net exposures applicable to the underlying asset class. The Investment Manager may at any time decide to alter its exposure to any asset class in the best interests of the Sub-Fund. Exposures are monitored daily and rebalanced daily, as required. On each day when the portfolio is rebalanced against the Strategy, the Investment Manager will allocate exposure to each underlying asset in order to maximize exposures to those with higher trend-following signals, subject to any limits on volatility and minimum and maximum weights for each underlying asset class.

When selecting money market instruments, the Investment Manager seeks to invest solely in money market instruments that have a maximum maturity of 397 days, and those that ensure that the weighted average portfolio maturity, and the weighted average portfolio life, of the Fund will be a maximum of 397 days. When selecting money market instruments, the Investment Manager will first assess whether a money market instrument meets this eligibility criteria, and will then apply HSBC's proprietary credit assessment to issuers to determine if the relevant money market instrument(s) can be added to the list of eligible investments for the Fund. The Investment Manager will then determine the liquidity management, asset type allocation, issuer selection and interest rate strategy for the Fund, and construct the portfolio of money market instruments based on these criteria.

Reference Performance Benchmark: The Sub-Fund is actively managed and does not track a benchmark. The reference performance benchmark for the Sub-Fund is the Euro Short-Term Rate (ESTR) and is used for comparison purposes only. The ESTR is an interest rate benchmark that reflects the overnight borrowing costs of banks within the eurozone. The rate is calculated and published by the European Central Bank (ECB). Shareholders should be aware that the Sub-Fund will not be managed to the reference performance benchmark and that investment returns may deviate materially from the performance of the specified benchmark. Shareholders should be aware that the reference performance benchmark may change over time and that the Supplement may be updated accordingly.

The investments underlying this Sub-Fund do not take into account the EU criteria for environmentally sustainable economic activities.

Derivatives: The Sub-Fund may use **Financial Derivative Instruments** (FDIs) subject to the conditions and limits laid down by the Central Bank and as described in Section 2.4. "Use of Financial Derivative Instruments" in the Prospectus. To the extent that the Sub-Fund uses FDI, there may be a risk that the volatility of the Sub-Fund may increase. The global exposure relating to this Sub-Fund will be calculated using an absolute Value-at-Risk approach. In accordance with the requirements of the Central Bank, the Sub-Fund is subject to an absolute VaR limit of 20 per cent. of the Sub-Fund's NAV, based on a 20 Business Day holding period, a historical observation period of at least one year (250

Business Days) unless a shorter observation period is justified by a significant increase in price volatility and a 99 per cent. one-tailed confidence interval. VaR is a statistical methodology that seeks to predict, using historical data, the likely maximum loss that the Sub-Fund could suffer, calculated to a specific one-tailed confidence level (i.e. 99 per cent.) However, the Sub-Fund may from time to time experience a change in NAV over a 20 Business Day holding period greater than 20 per cent. of the NAV.

The average gross exposure of the Sub-Fund, under normal market conditions, calculated as the sum of the notionals of the financial derivative instruments used, is expected to be 400%, although higher levels are possible during low levels of market volatility (when financial derivative instruments are generally used to manage the risk of the portfolio) or stability (when financial derivative instruments are generally used to access the relevant markets or securities in a more cost efficient way).

The FDIs which the Sub-Fund may use include equity futures, bond futures, interest rate swaps and futures, currency forwards (including non-deliverable currency forwards) and total return swaps. Additional information on these FDIs is included in Appendix 2 (“How the Sub-Funds Use Instruments and Techniques”) of the Prospectus and the reasons for their use are set out below.

Equity futures and currency futures may be used to hedge against market risk or to gain exposure to an underlying market. Forward contracts may be used to hedge or to gain exposure to an increase in the value of an asset, currency or for share class hedging. Foreign exchange contracts may be used to convert the currency of the underlying investments of the Sub-Fund into the Base Currency and to hedge the dividends or corporate action entitlements received in a currency other than the Base Currency between the ex-date and the pay date. Equity options may be used to hedge or achieve exposure to a particular market instead of using a physical security. Total Return Swaps may be used to hedge or achieve exposure to a particular investment or commodity index instead of using a physical security.

It is the intention of the Sub-Fund that all of the above FDIs will be used for investments, hedging and EPM purposes.

Securities Financing Transactions and/or Total Return Swaps: The Sub-Fund will not engage in Securities Financing Transactions, but may engage in Total Return Swaps as outlined above.

Investment in Funds: The Sub-Fund will not invest more than 10% of its net assets in CIS which may include units or shares of CIS that are managed directly or indirectly by the Investment Manager. Further information is provided in the Prospectus under Section 6 “Fees, Charges and Expenses”, “Costs of Investing in Units in Other Collective Investment Schemes”.

Volatility: The Sub-Fund is expected to have medium to high levels of volatility.

Risks:

Risks mainly associated with ordinary market conditions:

- ◆ Hedged Share Classes
- ◆ Market Risk
- ◆ Equity Securities
- ◆ Fixed Income Securities Risk
- ◆ Credit Risk
- ◆ Interest Rate Risk
- ◆ Commodity Risk: Commodity risk refers to the uncertainties of future market values caused by the fluctuation in the prices of commodities. The future price of a commodity can be affected by various factors including regulatory or political changes, seasonal changes, technological advancements, etc. As noted above, the Sub-Fund’s exposure to commodity indices will be achieved indirectly by investing in total return swaps.
- ◆ Emerging Markets Risk
- ◆ Currency Risk

- ◆ Leverage Risk implying that investors could lose their entire investment
- ◆ Particular Risks of Financial Derivative Instruments: Volatility Risk - The price of a financial derivative instrument can be very volatile. This is because a small movement in the price of the underlying security, index, interest rate or currency may result in a substantial movement in the price of the financial derivative instrument. Investment in financial derivative instruments may result in losses in excess of the amount invested.
- ◆ Model risk: Model risk occurs when a financial model used in the portfolio management or valuation processes does not perform the tasks or capture the risks it was designed to. It is considered a subset of operational risk, as model risk mostly affects the portfolio that uses the model.
- ◆ Momentum Risk: The Sub-Fund aims to capture positive returns arising from its notional exposure to the momentum risk premium in respect of the underlying assets of such asset and, as such, relies on a degree of momentum in any trend identified in respect of the underlying assets (i.e. that a trend that is identified will be sustained for a period). In a market characterised by high volatility and large and/or frequent swings, followed by a rebound or recovery, there may be the rapid and frequent appearance of trends that do not subsequently develop and/or are swiftly reversed. In such circumstances, and where the methodology of the Strategy is unable to adjust the notional exposure to the relevant asset in sufficient time to limit any adverse effects of such a swing, the methodology of the Strategy may be unsuccessful in generating any positive returns and may perform less well than a strategy intended to capture alternative risk premia.
- ◆ Counterparty Risk
- ◆ Liquidity Risk
- ◆ Operational Risk

Further detail on each of the above risks is set out in the Prospectus under Section 3 “**Risks and Risk Management**” and in this Supplement under Section 3 “**Risk Considerations**”.

Risk Management Method: Absolute Value-at-Risk approach. Detail on the Value-at-Risk approach is set out in the Prospectus under Section 3.3 “**Risk Management Process**” and the leverage limits that apply are addressed in this Supplement under “**Derivatives**” further above.

Profile of a Typical Investor: Designed for investors seeking capital appreciation and planning to invest for at least 3-5 years.

Business Day: A day on which banks are open for normal banking business in both Ireland and France.

Base Currency: EUR

Initial Offer Price: The initial offer price for Shares in the Sub-Fund is 10.00 (or in the case of Japanese Yen 100.00), in the Reference Currency of the relevant Share Class. After the Initial Offer Period, Shares will be issued at the Subscription Price.

Initial Offer Period: From 9.00 a.m. (Irish time) on 19 September 2023 to 5.00 p.m. (Irish time) 18 March 2024 or such later or earlier date and time as the Directors may determine. Any extension or shortening of the initial offer period will be in accordance with the Central Bank’s requirements.

Fees and Expenses:**Share Class Ongoing Charge***

A	B	IT	S	S1
Up to 1.00%	Up to 1.00%	Up to 1.00%	Up to 1.00%	Up to 1.00%
S2	S3	S4	S5	X
Up to 1.00%	Up to 1.00%	Up to 1.00%	Up to 1.00%	Up to 1.00%

* Ongoing charges include the Management Fee, Operating, Administrative and Servicing Expenses. An additional fee of up to 0.03% may apply to Hedged Share Classes.

For further information, please refer to the “**Fees, Charges and Expenses**” section of the Prospectus.

Long and short position exposure: The Investment Manager expects that typically the Sub-Fund will hold short positions on equity securities, currencies, indices (including commodities indices as outlined in detail above) and/or interest rates, to the extent permitted by its investment policy. The Sub-Fund will only hold any short positions exclusively through derivatives of the types referred to above. It is anticipated that the net notional exposure of a Fund to long and short positions will generally be in the following approximate ranges for the asset classes referred to below. It is not expected that the Sub-Fund will be fully invested in each exposure at the same time.

	Maximum exposure as a percentage of NAV		
	Short	Long	Gross
Equity Exposure	-200% to 0%	0% to +200%	200%
Commodity Exposure	-100% to 0%	0% to +100%	100%
FX Exposure	-400% to 0%	0% to +400%	400%
Interest Rate Exposure	-600% to 0%	0% to +600%	600%
Total	-800% to 0%	0% to +800%	800%

4.4. HSBC Global Funds ICAV – Shariah Multi Asset Fund

Investment Objective: to achieve capital growth over the long-term.

Investment Policy: The Sub-Fund will invest in a broad range of instruments which may include equities and fixed income securities, Eligible Collective Investment Schemes, other transferable securities, cash and financial derivative instruments.

The Sub-Fund may invest in equity securities including (common stocks and other transferable securities such as convertible securities, preferred securities, participation notes, convertible preferred securities, warrants and rights) or equity equivalent securities (ADRs, GDRs and non-voting depositary receipts which will not embed a derivative and/or leverage) which are listed, traded or dealt on Recognised Markets worldwide. ADR, GDR and non-voting depositary receipts may be used to achieve exposure to a stock or to a basket of stocks instead of using a physical security. The equity securities in which the Sub-Fund may invest will not necessarily be selected from any particular industry sector

or from any particular country and may be of small, medium or large market capitalisation, with no specific target allocation between small, medium and large market capitalisation companies.

The Sub-Fund may invest up to up to 40% of its NAV in fixed income securities. The fixed income securities in which the Sub-Fund may invest shall be listed, traded or dealt on Recognised Markets worldwide, including emerging market countries. The fixed income securities may be subordinated or unsubordinated, are not limited by sector or industry and may be denominated in any currency. The fixed income securities may be rated investment grade, below investment grade or unrated. The fixed income securities may have a fixed or floating rate. The Sub-Fund may invest in Sukuk that will receive a share of profit at a regular interval rather than regular coupon payments. The Sub-Fund may invest in fixed income securities issued by the Islamic Liquidity Management Corporation ("ILMC"), central or local governments and government-related issuers, local authorities, supranational organisations, public sector bodies or corporates in emerging market countries and/or denominated in the currencies of emerging market countries. The Sub-Fund may invest up to 10% of its NAV in securities issued by the ILMC which are UCITS eligible certificates representing interests in short term fixed income Sukuk instruments.

The Sub-Fund may invest up to 100% of its NAV in units or shares of Shariah compliant Eligible Collective Investment Schemes, including exchange traded funds, whose objective is to invest in one or more of the asset classes in which the Sub-Fund may invest, as well as Eligible Collective Investment Schemes which may have exposure to real estate. The Sub-Fund's investment in Eligible Collective Investment Schemes may include Eligible Collective Investment Schemes managed by the Investment Manager or any of its affiliates and may also include investment in other Sub-Funds of the ICAV.

The Eligible Collective Investment Schemes in which the Sub-Fund invests will generally be those managed or operated by the HSBC Group. However, the Sub-Fund may also invest in Eligible Collective Investment Schemes operated by third party fund providers. Notwithstanding the disclosure in the Prospectus, the Sub-Fund may invest up to 20% in a single Eligible Collective Investment Scheme.

The Sub-Fund may only gain exposure to commodities through the use of exchange traded commodities that are assessed as UCITS eligible transferable securities. The Sub-Fund will hold no more than 20% of its NAV in exchange traded commodities.

Cash balances held by the Sub-Fund from time to time may be deposited on terms which shall either grant no return on the sum deposited, or shall grant such a return on a Shariah-compliant basis. The Sub-Fund may hold up to 10% of its NAV in cash.

The Sub-Fund may invest substantially in investments in emerging market countries. Emerging market countries are subject to change but as of the date of this Supplement include; Brazil, Chile, Colombia, Mexico, Peru, Czech Republic, Egypt, Greece, Hungary, Kuwait, Poland, Qatar, Saudi Arabia, South Africa, Turkey, United Arab Emirates, China, India, Indonesia, Korea, Malaysia, Philippines, Taiwan and Thailand.

The Sub-Fund will also maintain adherence to Shariah principles interpreted by the Shariah Committee and advised to the Investment Manager and the Management Company.

In addition to compliance with the UCITS Regulations and the applicable Central Bank requirements, the investments of the Sub-Fund shall be made in accordance with the Shariah investment guidelines used by the Shariah Committee. The Shariah investment guidelines used by the Shariah Committee are the Shariah standards issued by the Accounting and Auditing Organisation for Islamic Financial Institutions (AAOIFI), specifically the AAOIFI Financial Accounting Standards which can be found at: www.aaofii.com/e-standards/?lang=en in addition to the independent views of the Shariah Committee.

With the exception of permitted investments in unlisted securities, Eligible Collective Investment Schemes or over-the-counter derivative instruments, the securities in which the Sub-Fund invests will be listed or traded on Recognised Markets, as defined in the Prospectus.

Further details on permitted investments and Recognised Markets are given in Section 10.1 "Appendix 1 - UCITS Investment Restrictions" and Section 10.3 "Appendix 3 - List of Recognised Markets" in the Prospectus.

Shariah Committee

HSBC Bank Middle East Limited and the Shariah Committee will provide advice on the Shariah Principles to the Management Company and the Investment Manager in relation to the Sub-Fund and an agreement is in place which governs the terms of these services.

The Shariah Committee comprises Islamic scholars with expertise in Islamic investment principles who will advise and guide the Investment Manager and Management Company on the Sub-Fund's compliance with Shariah.

The Shariah Committee's main duties and responsibilities include: reviewing the investment objectives and policies of the Sub-Fund and advising the Sub-Fund on compliance with the Shariah principles with which the Sub-Fund must comply when selecting investments and when calculating an appropriate percentage of "impure" income derived from any of the Sub-Fund's investments; and issuing the compliance certificates and/or reports based on Shariah reviews of the Sub-Fund as requested, including any annual confirmations of Shariah compliance by the Sub-Fund.

The Shariah Team will: facilitate communication between the Shariah Committee and the Investment Manager and Management Company; periodically assess and review the Sub-Fund's activities and investments to assess compliance with Shariah principles; assist the Sub-Fund in reviewing and calculating impure income; and provide any reports or assistance to the Sub-Fund, the Investment Manager and the Management Company on an ad-hoc basis. The Depositary will review the control policies and procedures on income distribution of the Sub-Funds including with respect to the payment of any impure income to one or more charities.

The Investment Manager and the Management Company will ensure that any provisions or references to investment methods or techniques in the Prospectus which would otherwise be available to the Sub-Fund in pursuing its investment policy are not availed of to the extent they are not Shariah compliant. The Shariah Team will advise on alternative investments for the Sub-Fund which comply with the Sub-Fund's investment policy and are Shariah compliant.

The Shariah Team will also review and screen the details of the Sub-Fund's portfolio on a periodic basis and as requested to ensure compliance with Shariah investment guidelines used by the Shariah Committee. Subject to the Sub-Fund's compliance with Shariah, as determined by the Shariah Committee, the Shariah Committee will issue an annual Shariah compliance certificate for the Sub-Fund.

Neither the Depositary nor the Administrator accepts any liability of any kind for ensuring that the Sub-Fund complies with the Shariah requirements.

Remuneration of HSBC Bank Middle East Limited and any reasonable and properly vouched out of pocket expenses will be paid by the Management Company out of the assets of the Sub-Fund, which will come within the ongoing charge set out in the "**Fees and Expenses**" section below. HSBC Bank Middle East Limited will remunerate the Shariah Committee and the Shariah Team for their services to the Investment Manager and Management Company in respect of the Sub-Fund.

Investment Approach: The Investment Manager of the Sub-Fund is HSBC Global Asset Management (UK) Limited. The Investment Manager creates the long-term asset allocation across the asset classes detailed above in line with the investment objective of the Sub-Fund. The Investment Manager has the flexibility to allocate investments between asset classes at its discretion and in response to changes in the investment markets.

By providing investors with a mix of different asset classes the Investment Manager will attempt to lower the overall volatility of the Sub-Fund. Asset allocation is primarily determined by the Investment Manager drawing on its own research. When constructing the Sub-Fund's portfolio, the Investment Manager will take into account the following factors, among others, in relation to the asset classes and each issuer and/or position: historic and expected returns; historic and expected volatility; liquidity terms; and links between asset classes, issuers and holdings.

Once the asset allocation has been determined, the Investment Manager selects securities and Eligible Collective Investment Schemes that will provide the Sub-Fund with the optimal method of gaining these exposures, based on the expected risk and return profile at both an asset class and a Sub-Fund level. On an on-going basis the Investment Manager will adjust the asset allocation as well as the securities and Eligible Collective Investment Scheme exposure

within each asset class, in order to manage risk and returns in line with the investment objective of the Sub-Fund dependent on market conditions. Whether or not the Investment Manager achieves exposure to asset classes directly or through Eligible Collective Investment Schemes will be determined solely by the Investment Manager based upon a number of factors including, the cost efficiency of investing in Eligible Collective Investment Schemes, the range of economic exposures provided by the Eligible Collective Investment Schemes and the availability of suitable Eligible Collective Investment Schemes. Ongoing monitoring of Eligible Collective Investment Scheme allocations is performed by the Investment Manager on a daily basis. There is also a monthly review of Sub-Fund and underlying Eligible Collective Investment Scheme performance by the Investment Manager.

Reference Performance Benchmark: The Sub-Fund is actively managed and does not track a benchmark. The Eligible Collective Investment Schemes in which the Sub-Fund invests across asset classes are expected to be managed by reference to benchmarks.

Derivatives: The FDIs which the Sub-Fund may use will be Shariah compliant such as foreign exchange contracts (including spot and forward contracts). Additional information on these FDIs is included in Appendix 2 ("**How the Sub-Funds Use Instruments and Techniques**") of the Prospectus and the reasons for their use are set out below. These instruments may only be used for genuine efficient portfolio management and/or investment purposes. FDI may be used where the direct holdings of securities may not be possible, to alter the currency exposure of investments held, to hedge against exchange risks, to increase exposure to a currency, or to shift exposure to currency fluctuations from one currency to another. FDI will be used within the limits stipulated by the Central Bank and as described in the Prospectus.

Volatility: The Sub-Fund is expected to have medium levels of volatility.

Risks:

Risks mainly associated with ordinary market conditions:

- ◆ Investment Techniques
- ◆ Equity Securities
- ◆ Fixed Income Securities Risk
- ◆ Currency Risk
- ◆ Emerging Markets Risk
- ◆ People's Republic of China
- ◆ Hedged Share Classes
- ◆ Investment Fund Risk
- ◆ Fund of Funds Risk
- ◆ Reliance on the Investment Manager
- ◆ Market Risk
- ◆ Securities Handling Risk
- ◆ Particular Risks of Financial Derivative Instruments
- ◆ Commodity Risk: Commodity risk refers to the uncertainties of future market values caused by the fluctuation in the prices of commodities. The future price of a commodity can be affected by various factors including regulatory or political changes, seasonal changes, technological advancements, etc.

Risks mainly associated with unusual market conditions are as follows:

- ◆ Counterparty Risk
- ◆ Liquidity Risk

- ◆ Operational Risk
- ◆ Settlement Risk of Assets Within a Sub-Fund
- ◆ Investment in Shariah Funds
- ◆ Shariah certification
- ◆ Charitable donations
- ◆ Sukuk Investment Risk
- ◆ Legal Risks
- ◆ Securities Handling Risk
- ◆ Correlation Risk
- ◆ Sovereign Risk
- ◆ Political Risk
- ◆ Risks Associated with Government or Central Bank's Intervention

As the markets in which some of the issuers are based are considered to be emerging markets, an investment in the Sub-Fund should only be made by those persons who could sustain a loss on their investment. It should not constitute a substantial portion of an investment portfolio and may not be appropriate for all investors.

Further detail on each of the above risks is set out in the Prospectus under Section 3 "Risks and Risk Management" and in this Supplement under Section 3 "Risk Considerations".

Risk Management Method: Commitment approach. Detail on the commitment approach is set out in the Prospectus under Section 3.3 "Risk Management Process" and the leverage limits that apply are addressed in this Supplement under "Derivatives" further above.

Profile of a Typical Investor: Designed for investors seeking capital appreciation while willing to accept a medium level of risk (based on having both equity and fixed income exposures within the Sub-Fund) and planning to invest for at least 5 years. The Sub-Fund will be useful for investors seeking investments aligned with Shariah values.

Business Day: A day on which banks are open for normal banking business in both Ireland and England and which is also a day where stock exchanges and Recognised Markets in countries where the Sub-Fund is materially invested are open for normal trading.

Base Currency: US Dollar.

Initial Offer Price: With the exception of Share Classes XCUSD, XSUSD and ZQUSD the initial offer price for Shares in the Sub-Fund is 10.00 (or in the case of Japanese Yen, 100.00), in the Reference Currency of the relevant Share Class. After the Initial Offer Period, Shares will be issued at the Subscription Price.

Initial Offer Period: From 9.00 a.m. (Irish time) on 19 September 2023 to 5.00 p.m. (Irish time) 18 March 2024 or such later or earlier date and time as the Directors may determine. Any extension or shortening of the initial offer period will be in accordance with the Central Bank's requirements.

Settlement Date for Subscriptions: For subscriptions made up to and including 24 May 2024, three Business Days after the Dealing Day. For subscriptions made on or after 28 May 2024, Within two Business Days following the Dealing Day or such other day as the Management Company may determine and notify to Shareholders.

Settlement Date for Redemptions: Within three Business Days following the Dealing Day or such other day as the Management Company may determine and notify to Shareholders.

Fees and Expenses:

Share Class Ongoing Charge*

A	B	IT	S	S1	S2
Up to 1.55%	Up to 0.85%	Up to 1.35%	Up to 0.35%	Up to 1.35%	Up to 1.35%
S3	S4	S5	W	X	Z
Up to 1.35%	Up to 1.35%	Up to 1.35%	Up to 0.15%	Up to 0.75%	Up to 0.15%

* Ongoing charges include the Management Fee, Operating, Administrative and Servicing Expenses and any fees payable to the Shariah Committee. An additional fee of up to 0.03% may apply to Hedged Share Classes using a Shariah-compliant hedging arrangement.

For further information, please refer to the **"Fees, Charges and Expenses"** section of the Prospectus. As the Sub-Fund may be fully invested in Eligible Collective Investment Schemes, investors should refer to Section 8.5 "Costs of Investing in Units in Other Collective Investment Schemes (CIS)" of the Prospectus in particular.

5. APPENDICES

5.1. Available Share Classes

Further information on the Share Class characteristics is provided in Section 1.5. of the Prospectus under “Share Class Characteristics”,

The following Share Classes are available to the Sub-Funds detailed in Section 4 of this Supplement¹:

Share Class Identifier	Share Class	Reference Currency						Portfolio Currency Hedged						Distribution Features						
		EUR	GBP	USD	CHF	SGD	JPY	EUR	GBP	USD	CHF	SGD	JPY	Distribution Frequency				Distribution Type		
														Capital Accumulation	Annual	Semi Annual	Quarterly	Monthly	Investment Income Net of Fees	Investment Income Gross of Fees
ACEUR	A	X												X						
ACHEUR	A	X					X							X						
ADEUR	A	X													X				X	
AD1EUR	A	X													X					X
ASEUR	A	X														X			X	
AS1EUR	A	X														X				X
AQEUR	A	X															X		X	
AQ1EUR	A	X															X			X
AMEUR	A	X															X		X	
AM1EUR	A	X															X			X
ADHEUR	A	X					X								X				X	
AD1HEUR	A	X					X								X					X

¹ As at the date of this Supplement, no Z Share Classes or W Share Classes will be available in respect of HSBC Global Funds ICAV – Cross Asset Trend Fund.

Share Class Identifier	Share Class	Reference Currency						Portfolio Currency Hedged						Distribution Features						
		EUR	GBP	USD	CHF	SGD	JPY	EUR	GBP	USD	CHF	SGD	JPY	Capital Accumulation	Distribution Frequency				Distribution Type	
															Annual	Semi Annual	Quarterly	Monthly	Investment Income Net of Fees	Investment Income Gross of Fees
ASHEUR	A	X					X									X			X	
AS1HEUR	A	X					X									X				X
AQHEUR	A	X					X										X		X	
AQ1HEUR	A	X					X										X			X
AMHEUR	A	X					X											X	X	
AM1HEUR	A	X					X											X		X
ACGBP	A		X										X							
ACHGBP	A		X					X					X							
ADGBP	A		X											X					X	
AD1GBP	A		X											X						X
ASGBP	A		X												X				X	
AS1GBP	A		X												X					X
AQGBP	A		X													X			X	
AQ1GBP	A		X													X				X
AMGBP	A		X														X		X	
AM1GBP	A		X														X			X
ADHGBP	A		X					X						X					X	
AD1HGBP	A		X					X						X						X
ASHGBP	A		X					X							X				X	
AS1HGBP	A		X					X							X					X
AQHGBP	A		X					X								X			X	

Share Class Identifier	Share Class	Reference Currency						Portfolio Currency Hedged						Distribution Features							
		EUR	GBP	USD	CHF	SGD	JPY	EUR	GBP	USD	CHF	SGD	JPY	Capital Accumulation	Distribution Frequency				Distribution Type		
															Annual	Semi Annual	Quarterly	Monthly	Investment Income Net of Fees	Investment Income Gross of Fees	
AQ1HGBP	A		X					X								X				X	
AMHGBP	A		X					X										X	X		
AM1HGBP	A		X					X										X		X	
AC	A			X									X								
ACH	A			X						X			X								
AD	A			X										X					X		
AD1	A			X										X						X	
AS	A			X											X				X		
AS1	A			X											X					X	
AQ	A			X												X			X		
AQ1	A			X												X				X	
AM	A			X														X	X		
AM1	A			X														X		X	
ADH	A			X						X					X				X		
AD1H	A			X						X					X					X	
ASH	A			X						X						X			X		
AS1H	A			X						X						X				X	
AQH	A			X						X							X		X		
AQ1H	A			X						X							X			X	
AMH	A			X						X								X	X		
AM1H	A			X						X								X		X	

Share Class Identifier	Share Class	Reference Currency						Portfolio Currency Hedged						Distribution Features							
		EUR	GBP	USD	CHF	SGD	JPY	EUR	GBP	USD	CHF	SGD	JPY	Capital Accumulation	Distribution Frequency				Distribution Type		
															Annual	Semi Annual	Quarterly	Monthly	Investment Income Net of Fees	Investment Income Gross of Fees	
ACCHF	A				X								X								
ACHCHF	A				X						X		X								
ADCHF	A				X									X					X		
AD1CHF	A				X									X							X
ASCHF	A				X										X				X		
AS1CHF	A				X										X						X
AQCHF	A				X											X			X		
AQ1CHF	A				X											X					X
AMCHF	A				X												X		X		
AM1CHF	A				X												X				X
ADHCHF	A				X						X			X					X		
AD1HCHF	A				X						X			X							X
ASHCHF	A				X						X				X				X		
AS1HCHF	A				X						X				X						X
AQHCHF	A				X						X					X			X		
AQ1HCHF	A				X						X					X					X
AMHCHF	A				X						X						X		X		
AM1HCHF	A				X						X						X				X
ACSGD	A					X								X							
ACHSGD	A					X						X		X							
ADSGD	A					X									X				X		

Share Class Identifier	Share Class	Reference Currency						Portfolio Currency Hedged						Distribution Features								
		EUR	GBP	USD	CHF	SGD	JPY	EUR	GBP	USD	CHF	SGD	JPY	Capital Accumulation	Distribution Frequency				Distribution Type			
															Annual	Semi Annual	Quarterly	Monthly	Investment Income Net of Fees	Investment Income Gross of Fees		
AD1SGD	A					X								X							X	
ASSGD	A					X										X				X		
AS1SGD	A					X										X						X
AQSGD	A					X											X			X		
AQ1SGD	A					X											X					X
AMSGD	A					X												X		X		
AM1SGD	A					X												X				X
ADHSGD	A					X							X		X					X		
AD1HSGD	A					X							X		X							X
ASHSGD	A					X							X			X				X		
AS1HSGD	A					X							X			X						X
AQHSGD	A					X							X				X			X		
AQ1HSGD	A					X							X				X					X
AMHSGD	A					X							X					X		X		
AM1HSGD	A					X							X					X				X
ACJPY	A													X								
ACHJPY	A														X	X						
ADJPY	A															X				X		
AD1JPY	A															X						X
ASJPY	A																X			X		
AS1JPY	A																X					X

Share Class Identifier	Share Class	Reference Currency						Portfolio Currency Hedged						Distribution Features						
		EUR	GBP	USD	CHF	SGD	JPY	EUR	GBP	USD	CHF	SGD	JPY	Capital Accumulation	Distribution Frequency				Distribution Type	
															Annual	Semi Annual	Quarterly	Monthly	Investment Income Net of Fees	Investment Income Gross of Fees
AQJPY	A						X										X		X	
AQ1JPY	A						X										X			X
AMJPY	A						X											X	X	
AM1JPY	A						X											X		X
ADHJPY	A						X						X	X				X		
AD1HJPY	A						X						X	X						X
ASHJPY	A						X						X		X			X		
AS1HJPY	A						X						X		X					X
AQHJPY	A						X						X			X		X		
AQ1HJPY	A						X						X			X				X
AMHJPY	A						X						X					X	X	
AM1HJPY	A						X						X					X		X
BCEUR	B	X												X						
BCHEUR	B	X						X						X						
BDEUR	B	X													X			X		
BD1EUR	B	X												X						X
BSEUR	B	X														X		X		
BS1EUR	B	X														X				X
BQEUR	B	X															X		X	
BQ1EUR	B	X															X			X
BMEUR	B	X																X	X	

Share Class Identifier	Share Class	Reference Currency						Portfolio Currency Hedged						Distribution Features						
		EUR	GBP	USD	CHF	SGD	JPY	EUR	GBP	USD	CHF	SGD	JPY	Capital Accumulation	Distribution Frequency				Distribution Type	
															Annual	Semi Annual	Quarterly	Monthly	Investment Income Net of Fees	Investment Income Gross of Fees
BM1EUR	B	X															X		X	
BDHEUR	B	X					X							X				X		
BD1HEUR	B	X					X							X				X		
BSHEUR	B	X					X								X			X		
BS1HEUR	B	X					X								X			X		
BQHEUR	B	X					X									X		X		
BQ1HEUR	B	X					X									X		X		
BMHEUR	B	X					X										X	X		
BM1HEUR	B	X					X										X	X		
BCGBP	B		X										X							
BCHGBP	B		X					X					X							
BDGBP	B		X											X				X		
BD1GBP	B		X											X				X		
BSGBP	B		X												X			X		
BS1GBP	B		X												X			X		
BQGBP	B		X													X		X		
BQ1GBP	B		X													X		X		
BMGBP	B		X														X	X		
BM1GBP	B		X														X	X		
BDHGBP	B		X					X						X				X		
BD1HGBP	B		X					X						X				X		

Share Class Identifier	Share Class	Reference Currency						Portfolio Currency Hedged						Distribution Features						
		EUR	GBP	USD	CHF	SGD	JPY	EUR	GBP	USD	CHF	SGD	JPY	Capital Accumulation	Distribution Frequency				Distribution Type	
															Annual	Semi Annual	Quarterly	Monthly	Investment Income Net of Fees	Investment Income Gross of Fees
BSHGBP	B		X					X							X			X		
BS1HGBP	B		X					X							X				X	
BQHGBP	B		X					X								X		X		
BQ1HGBP	B		X					X								X			X	
BMHGBP	B		X					X									X	X		
BM1HGBP	B		X					X									X		X	
BC	B			X									X							
BCH	B			X						X			X							
BD	B			X										X				X		
BD1	B			X										X					X	
BS	B			X											X			X		
BS1	B			X											X				X	
BQ	B			X												X		X		
BQ1	B			X												X			X	
BM	B			X													X	X		
BM1	B			X													X		X	
BDH	B			X						X				X				X		
BD1H	B			X						X				X					X	
BSH	B			X						X					X			X		
BS1H	B			X						X					X				X	
BQH	B			X						X						X		X		

Share Class Identifier	Share Class	Reference Currency						Portfolio Currency Hedged						Distribution Features						
		EUR	GBP	USD	CHF	SGD	JPY	EUR	GBP	USD	CHF	SGD	JPY	Capital Accumulation	Distribution Frequency				Distribution Type	
															Annual	Semi Annual	Quarterly	Monthly	Investment Income Net of Fees	Investment Income Gross of Fees
BQ1H	B			X						X							X			X
BMH	B			X						X								X	X	
BM1H	B			X						X								X		X
BCCHF	B				X									X						
BCHCHF	B				X						X			X						
BDCHF	B				X									X				X		
BD1CHF	B				X									X						X
BSCHF	B				X										X			X		
BS1CHF	B				X										X					X
BQCHF	B				X											X		X		
BQ1CHF	B				X											X				X
BMCHF	B				X												X	X		
BM1CHF	B				X												X			X
BDHCHF	B				X						X			X				X		
BD1HCHF	B				X						X			X						X
BSHCHF	B				X						X				X			X		
BS1HCHF	B				X						X				X					X
BQHCHF	B				X						X					X		X		
BQ1HCHF	B				X						X					X				X
BMHCHF	B				X						X						X	X		
BM1HCHF	B				X						X						X			X

Share Class Identifier	Share Class	Reference Currency						Portfolio Currency Hedged						Distribution Features								
		EUR	GBP	USD	CHF	SGD	JPY	EUR	GBP	USD	CHF	SGD	JPY	Capital Accumulation	Distribution Frequency				Distribution Type			
															Annual	Semi Annual	Quarterly	Monthly	Investment Income Net of Fees	Investment Income Gross of Fees		
BCSGD	B					X							X									
BCHSGD	B					X							X									
BDSGD	B					X								X						X		
BD1SGD	B					X								X								X
BSSGD	B					X									X					X		
BS1SGD	B					X									X							X
BQSGD	B					X										X				X		
BQ1SGD	B					X										X						X
BMSGD	B					X											X			X		
BM1SGD	B					X											X					X
BDHSGD	B					X							X		X					X		
BD1HSGD	B					X							X		X							X
BSHSGD	B					X							X			X				X		
BS1HSGD	B					X							X			X						X
BQHSGD	B					X							X				X			X		
BQ1HSGD	B					X							X				X					X
BMHSGD	B					X							X					X		X		
BM1HSGD	B					X							X					X				X
BCJPY	B						X							X								
BCHJPY	B						X							X	X							
BDJPY	B						X								X					X		

Share Class Identifier	Share Class	Reference Currency						Portfolio Currency Hedged						Distribution Features							
		EUR	GBP	USD	CHF	SGD	JPY	EUR	GBP	USD	CHF	SGD	JPY	Capital Accumulation	Distribution Frequency				Distribution Type		
															Annual	Semi Annual	Quarterly	Monthly	Investment Income Net of Fees	Investment Income Gross of Fees	
BD1JPY	B						X							X						X	
BSJPY	B						X									X				X	
BS1JPY	B						X									X					X
BQJPY	B						X										X			X	
BQ1JPY	B						X										X				X
BMJPY	B						X											X		X	
BM1JPY	B						X											X			X
BDHJPY	B						X						X	X					X		
BD1HJPY	B						X						X	X							X
BSHJPY	B						X						X		X				X		
BS1HJPY	B						X						X		X						X
BQHJPY	B						X						X			X			X		
BQ1HJPY	B						X						X			X					X
BMHJPY	B						X						X				X		X		
BM1HJPY	B						X						X				X				X
ITCEUR	IT	X												X							
ITCEUR	IT	X						X						X							
ITDEUR	IT	X												X					X		
ITD1EUR	IT	X												X							X
ITSEUR	IT	X													X				X		
ITS1EUR	IT	X													X						X

Share Class Identifier	Share Class	Reference Currency						Portfolio Currency Hedged						Distribution Features							
		EUR	GBP	USD	CHF	SGD	JPY	EUR	GBP	USD	CHF	SGD	JPY	Distribution Frequency				Distribution Type			
														Annual	Semi Annual	Quarterly	Monthly	Investment Income Net of Fees	Investment Income Gross of Fees		
ITQEUR	IT	X															X		X		
ITQ1EUR	IT	X															X			X	
ITMEUR	IT	X																X	X		
ITM1EUR	IT	X																X		X	
ITDHEUR	IT	X						X							X				X		
ITD1HEUR	IT	X						X							X					X	
ITSHEUR	IT	X						X								X			X		
ITS1HEUR	IT	X						X								X				X	
ITQHEUR	IT	X						X									X		X		
ITQ1HEUR	IT	X						X									X			X	
ITMHEUR	IT	X						X										X	X		
ITM1HEUR	IT	X						X										X		X	
SCEUR	S	X												X							
SCHEUR	S	X						X						X							
SDEUR	S	X													X				X		
SD1EUR	S	X													X					X	
SSEUR	S	X														X			X		
SS1EUR	S	X														X				X	
SQEUR	S	X															X		X		
SQ1EUR	S	X															X			X	
SMEUR	S	X																X	X		

Share Class Identifier	Share Class	Reference Currency						Portfolio Currency Hedged						Distribution Features						
		EUR	GBP	USD	CHF	SGD	JPY	EUR	GBP	USD	CHF	SGD	JPY	Capital Accumulation	Distribution Frequency				Distribution Type	
															Annual	Semi Annual	Quarterly	Monthly	Investment Income Net of Fees	Investment Income Gross of Fees
SM1EUR	S	X																X		X
SDHEUR	S	X					X							X					X	
SD1HEUR	S	X					X							X						X
SSHEUR	S	X					X								X				X	
SS1HEUR	S	X					X								X					X
SQHEUR	S	X					X									X			X	
SQ1HEUR	S	X					X									X				X
SMHEUR	S	X					X										X		X	
SM1HEUR	S	X					X										X			X
SCGBP	S		X											X						
SCHGBP	S		X					X						X						
SDGBP	S		X												X				X	
SD1GBP	S		X												X					X
SSGBP	S		X													X			X	
SS1GBP	S		X													X				X
SQGBP	S		X														X		X	
SQ1GBP	S		X														X			X
SMGBP	S		X															X	X	
SM1GBP	S		X															X		X
SDHGBP	S		X					X							X				X	
SD1HGBP	S		X					X							X					X

Share Class Identifier	Share Class	Reference Currency						Portfolio Currency Hedged						Distribution Features						
		EUR	GBP	USD	CHF	SGD	JPY	EUR	GBP	USD	CHF	SGD	JPY	Capital Accumulation	Distribution Frequency				Distribution Type	
															Annual	Semi Annual	Quarterly	Monthly	Investment Income Net of Fees	Investment Income Gross of Fees
SSHGBP	S		X					X							X			X		
SS1HGBP	S		X					X							X				X	
SQHGBP	S		X					X								X		X		
SQ1HGBP	S		X					X								X			X	
SMHGBP	S		X					X									X	X		
SM1HGBP	S		X					X									X		X	
SC	S			X									X							
SCH	S			X						X			X							
SD	S			X										X				X		
SD1	S			X										X					X	
SS	S			X											X			X		
SS1	S			X											X				X	
SQ	S			X												X		X		
SQ1	S			X												X			X	
SM	S			X													X	X		
SM1	S			X													X		X	
SDH	S			X						X				X				X		
SD1H	S			X						X				X					X	
SSH	S			X						X					X			X		
SS1H	S			X						X					X				X	
SQH	S			X						X						X		X		

Share Class Identifier	Share Class	Reference Currency						Portfolio Currency Hedged						Distribution Features						
		EUR	GBP	USD	CHF	SGD	JPY	EUR	GBP	USD	CHF	SGD	JPY	Capital Accumulation	Distribution Frequency				Distribution Type	
															Annual	Semi Annual	Quarterly	Monthly	Investment Income Net of Fees	Investment Income Gross of Fees
SQ1H	S			X						X							X			X
SMH	S			X						X								X		X
SM1H	S			X						X								X		X
SCCHF	S				X									X						
SCHCHF	S				X						X			X						
SDCHF	S				X										X				X	
SD1CHF	S				X										X					X
SSCHF	S				X											X			X	
SS1CHF	S				X												X			X
SQCHF	S				X												X		X	
SQ1CHF	S				X												X			X
SMCHF	S				X													X	X	
SM1CHF	S				X													X		X
SDHCHF	S				X						X				X				X	
SD1HCHF	S				X						X				X					X
SSHCHF	S				X						X					X			X	
SS1HCHF	S				X						X					X				X
SQHCHF	S				X						X						X		X	
SQ1HCHF	S				X						X						X			X
SMHCHF	S				X						X							X	X	
SM1HCHF	S				X						X							X		X

Share Class Identifier	Share Class	Reference Currency						Portfolio Currency Hedged						Distribution Features									
		EUR	GBP	USD	CHF	SGD	JPY	EUR	GBP	USD	CHF	SGD	JPY	Capital Accumulation	Distribution Frequency				Distribution Type				
															Annual	Semi Annual	Quarterly	Monthly	Investment Income Net of Fees	Investment Income Gross of Fees			
SCSGD	S					X							X										
SCHSGD	S					X							X										
SDSGD	S					X								X							X		
SD1SGD	S					X								X									X
SSSGD	S					X									X						X		
SS1SGD	S					X									X								X
SQSGD	S					X										X					X		
SQ1SGD	S					X										X							X
SMSGD	S					X												X			X		
SM1SGD	S					X												X					X
SDHSGD	S					X							X		X						X		
SD1HSGD	S					X							X		X								X
SSHSGD	S					X							X			X					X		
SS1HSGD	S					X							X			X							X
SQHSGD	S					X							X				X				X		
SQ1HSGD	S					X							X				X						X
SMHSGD	S					X							X					X			X		
SM1HSGD	S					X							X					X					X
SCJPY	S						X							X									
SCHJPY	S						X							X	X								
SDJPY	S						X								X						X		

Share Class Identifier	Share Class	Reference Currency						Portfolio Currency Hedged						Distribution Features							
		EUR	GBP	USD	CHF	SGD	JPY	EUR	GBP	USD	CHF	SGD	JPY	Capital Accumulation	Distribution Frequency				Distribution Type		
															Annual	Semi Annual	Quarterly	Monthly	Investment Income Net of Fees	Investment Income Gross of Fees	
SD1JPY	S						X							X						X	
SSJPY	S						X									X				X	
SS1JPY	S						X									X					X
SQJPY	S						X										X			X	
SQ1JPY	S						X										X				X
SMJPY	S						X											X		X	
SM1JPY	S						X											X			X
SDHJPY	S						X						X	X					X		
SD1HJPY	S						X						X	X							X
SSHJPY	S						X						X		X				X		
SS1HJPY	S						X						X		X						X
SQHJPY	S						X						X			X			X		
SQ1HJPY	S						X						X			X					X
SMHJPY	S						X						X				X		X		
SM1HJPY	S						X						X				X				X
S1CEUR	S1	X												X							
S1CHEUR	S1	X						X						X							
S1DEUR	S1	X												X					X		
S1D1EUR	S1	X												X							X
S1SEUR	S1	X													X				X		
S1S1EUR	S1	X													X						X

Share Class Identifier	Share Class	Reference Currency						Portfolio Currency Hedged						Distribution Features						
		EUR	GBP	USD	CHF	SGD	JPY	EUR	GBP	USD	CHF	SGD	JPY	Capital Accumulation	Distribution Frequency				Distribution Type	
															Annual	Semi Annual	Quarterly	Monthly	Investment Income Net of Fees	Investment Income Gross of Fees
S1QEUR	S1	X															X		X	
S1Q1EUR	S1	X															X			X
S1MEUR	S1	X																X	X	
S1M1EUR	S1	X																X		X
S1DHEUR	S1	X						X							X				X	
S1D1HEUR	S1	X						X							X					X
S1SHEUR	S1	X						X								X			X	
S1S1HEUR	S1	X						X								X				X
S1QHEUR	S1	X						X									X		X	
S1Q1HEUR	S1	X						X									X			X
S1MHEUR	S1	X						X										X	X	
S1M1HEUR	S1	X						X										X		X
S1CGBP	S1		X											X						
S1CHGBP	S1		X						X					X						
S1DGBP	S1		X												X				X	
S1D1GBP	S1		X												X					X
S1SGBP	S1		X													X			X	
S1S1GBP	S1		X													X				X
S1QGBP	S1		X														X		X	
S1Q1GBP	S1		X														X			X
S1MGBP	S1		X															X	X	

Share Class Identifier	Share Class	Reference Currency						Portfolio Currency Hedged						Distribution Features						
		EUR	GBP	USD	CHF	SGD	JPY	EUR	GBP	USD	CHF	SGD	JPY	Capital Accumulation	Distribution Frequency				Distribution Type	
															Annual	Semi Annual	Quarterly	Monthly	Investment Income Net of Fees	Investment Income Gross of Fees
S1M1GBP	S1		X														X		X	
S1DHGBP	S1		X					X						X				X		
S1D1HGBP	S1		X					X						X					X	
S1SHGBP	S1		X					X							X			X		
S1S1HGBP	S1		X					X							X				X	
S1QHGBP	S1		X					X								X		X		
S1Q1HGBP	S1		X					X								X			X	
S1MHGBP	S1		X					X									X	X		
S1M1HGBP	S1		X					X									X		X	
S1C	S1			X									X							
S1CH	S1			X						X			X							
S1D	S1			X										X				X		
S1D1	S1			X										X					X	
S1S	S1			X											X			X		
S1S1	S1			X											X				X	
S1Q	S1			X												X		X		
S1Q1	S1			X												X			X	
S1M	S1			X													X	X		
S1M1	S1			X													X		X	
S1DH	S1			X						X				X				X		
S1D1H	S1			X						X				X					X	

Share Class Identifier	Share Class	Reference Currency						Portfolio Currency Hedged						Distribution Features						
		EUR	GBP	USD	CHF	SGD	JPY	EUR	GBP	USD	CHF	SGD	JPY	Capital Accumulation	Distribution Frequency				Distribution Type	
															Annual	Semi Annual	Quarterly	Monthly	Investment Income Net of Fees	Investment Income Gross of Fees
S1SH	S1			X					X						X				X	
S1S1H	S1			X					X						X					X
S1QH	S1			X					X							X			X	
S1Q1H	S1			X					X							X				X
S1MH	S1			X					X								X		X	
S1M1H	S1			X					X								X			X
S1CCHF	S1				X								X							
S1CHCHF	S1				X					X			X							
S1DCHF	S1				X									X					X	
S1D1CHF	S1				X									X						X
S1SCHF	S1				X										X				X	
S1S1CHF	S1				X										X					X
S1QCHF	S1				X											X			X	
S1Q1CHF	S1				X											X				X
S1MCHF	S1				X												X		X	
S1M1CHF	S1				X												X			X
S1DHCHF	S1				X						X				X				X	
S1D1HCHF	S1				X						X				X					X
S1SHCHF	S1				X						X					X			X	
S1S1HCHF	S1				X						X					X				X
S1QHCHF	S1				X						X						X		X	

Share Class Identifier	Share Class	Reference Currency						Portfolio Currency Hedged						Distribution Features							
		EUR	GBP	USD	CHF	SGD	JPY	EUR	GBP	USD	CHF	SGD	JPY	Capital Accumulation	Distribution Frequency				Distribution Type		
															Annual	Semi Annual	Quarterly	Monthly	Investment Income Net of Fees	Investment Income Gross of Fees	
S1Q1HCHF	S1				X						X						X				X
S1MHCHF	S1				X						X								X		X
S1M1HCHF	S1				X						X								X		X
S1CSGD	S1					X							X								
S1CHSGD	S1					X						X	X								
S1DSGD	S1					X								X						X	
S1D1SGD	S1					X								X							X
S1SSGD	S1					X									X					X	
S1S1SGD	S1					X									X						X
S1QSGD	S1					X										X				X	
S1Q1SGD	S1					X										X					X
S1MSGD	S1					X												X		X	
S1M1SGD	S1					X												X			X
S1DHSGD	S1					X						X		X						X	
S1D1HSGD	S1					X						X		X							X
S1SHSGD	S1					X						X			X					X	
S1S1HSGD	S1					X						X			X						X
S1QHSGD	S1					X						X				X				X	
S1Q1HSGD	S1					X						X				X					X
S1MHSGD	S1					X						X						X		X	
S1M1HSGD	S1					X						X						X			X

Share Class Identifier	Share Class	Reference Currency						Portfolio Currency Hedged						Distribution Features								
		EUR	GBP	USD	CHF	SGD	JPY	EUR	GBP	USD	CHF	SGD	JPY	Capital Accumulation	Distribution Frequency				Distribution Type			
															Annual	Semi Annual	Quarterly	Monthly	Investment Income Net of Fees	Investment Income Gross of Fees		
S1CJPY	S1						X							X								
S1CHJPY	S1						X						X	X								
S1DJPY	S1						X								X					X		
S1D1JPY	S1						X								X							X
S1SJPY	S1						X									X				X		
S1S1JPY	S1						X									X						X
S1QJPY	S1						X										X			X		
S1Q1JPY	S1						X										X					X
S1MJPY	S1						X											X		X		
S1M1JPY	S1						X											X				X
S1DHJPY	S1						X						X	X						X		
S1D1HJPY	S1						X						X	X								X
S1SHJPY	S1						X						X		X					X		
S1S1HJPY	S1						X						X		X							X
S1QHJPY	S1						X						X			X				X		
S1Q1HJPY	S1						X						X			X						X
S1MHJPY	S1						X						X					X		X		
S1M1HJPY	S1						X						X					X				X
S2CEUR	S2	X												X								
S2CHEUR	S2	X						X						X								
S2DEUR	S2	X													X					X		

Share Class Identifier	Share Class	Reference Currency						Portfolio Currency Hedged						Distribution Features											
		EUR	GBP	USD	CHF	SGD	JPY	EUR	GBP	USD	CHF	SGD	JPY	Capital Accumulation	Distribution Frequency				Distribution Type						
															Annual	Semi Annual	Quarterly	Monthly	Investment Income Net of Fees	Investment Income Gross of Fees					
S2D1EUR	S2	X												X										X	
S2SEUR	S2	X														X								X	
S2S1EUR	S2	X														X								X	
S2QEUR	S2	X															X						X		
S2Q1EUR	S2	X															X						X		
S2MEUR	S2	X																X				X			
S2M1EUR	S2	X																X				X			
S2DHEUR	S2	X					X								X							X			
S2D1HEUR	S2	X					X								X							X			
S2SHEUR	S2	X					X									X						X			
S2S1HEUR	S2	X					X									X						X			
S2QHEUR	S2	X					X										X					X			
S2Q1HEUR	S2	X					X										X					X			
S2MHEUR	S2	X					X											X				X			
S2M1HEUR	S2	X					X											X				X			
S2CGBP	S2		X											X											
S2CHGBP	S2		X					X						X											
S2DGBP	S2		X												X							X			
S2D1GBP	S2		X												X							X			
S2SGBP	S2		X													X						X			
S2S1GBP	S2		X													X						X			

Share Class Identifier	Share Class	Reference Currency						Portfolio Currency Hedged						Distribution Features							
		EUR	GBP	USD	CHF	SGD	JPY	EUR	GBP	USD	CHF	SGD	JPY	Capital Accumulation	Distribution Frequency				Distribution Type		
															Annual	Semi Annual	Quarterly	Monthly	Investment Income Net of Fees	Investment Income Gross of Fees	
S2QGBP	S2		X														X		X		
S2Q1GBP	S2		X														X			X	
S2MGBP	S2		X															X	X		
S2M1GBP	S2		X															X		X	
S2DHGBP	S2		X						X						X				X		
S2D1HGBP	S2		X						X						X					X	
S2SHGBP	S2		X						X							X			X		
S2S1HGBP	S2		X						X							X				X	
S2QHGBP	S2		X						X								X		X		
S2Q1HGBP	S2		X						X								X			X	
S2MHGBP	S2		X						X									X	X		
S2M1HGBP	S2		X						X									X		X	
S2C	S2			X										X							
S2CH	S2			X						X				X							
S2D	S2			X											X				X		
S2D1	S2			X											X					X	
S2S	S2			X												X			X		
S2S1	S2			X												X				X	
S2Q	S2			X													X		X		
S2Q1	S2			X													X			X	
S2M	S2			X														X	X		

Share Class Identifier	Share Class	Reference Currency						Portfolio Currency Hedged						Distribution Features							
		EUR	GBP	USD	CHF	SGD	JPY	EUR	GBP	USD	CHF	SGD	JPY	Capital Accumulation	Distribution Frequency				Distribution Type		
															Annual	Semi Annual	Quarterly	Monthly	Investment Income Net of Fees	Investment Income Gross of Fees	
S2M1	S2			X														X		X	
S2DH	S2			X						X					X					X	
S2D1H	S2			X						X					X						X
S2SH	S2			X						X						X				X	
S2S1H	S2			X						X						X					X
S2QH	S2			X						X							X			X	
S2Q1H	S2			X						X							X				X
S2MH	S2			X						X								X		X	
S2M1H	S2			X						X								X			X
S2CCHF	S2				X									X							
S2CHCHF	S2				X						X			X							
S2DCHF	S2				X										X					X	
S2D1CHF	S2				X										X						X
S2SCHF	S2				X											X				X	
S2S1CHF	S2				X											X					X
S2QCHF	S2				X												X			X	
S2Q1CHF	S2				X												X				X
S2MCHF	S2				X													X		X	
S2M1CHF	S2				X													X			X
S2DHCHF	S2				X						X				X					X	
S2D1HCHF	S2				X						X				X						X

Share Class Identifier	Share Class	Reference Currency						Portfolio Currency Hedged						Distribution Features						
		EUR	GBP	USD	CHF	SGD	JPY	EUR	GBP	USD	CHF	SGD	JPY	Capital Accumulation	Distribution Frequency				Distribution Type	
															Annual	Semi Annual	Quarterly	Monthly	Investment Income Net of Fees	Investment Income Gross of Fees
S2SHCHF	S2				X						X					X			X	
S2S1HCHF	S2				X						X					X				X
S2QHCHF	S2				X						X						X		X	
S2Q1HCHF	S2				X						X						X			X
S2MHCHF	S2				X						X							X	X	
S2M1HCHF	S2				X						X							X		X
S2CSGD	S2					X							X							
S2CHSGD	S2					X						X	X							
S2DSGD	S2					X								X					X	
S2D1SGD	S2					X								X						X
S2SSGD	S2					X									X				X	
S2S1SGD	S2					X									X					X
S2QSGD	S2					X										X			X	
S2Q1SGD	S2					X											X			X
S2MSGD	S2					X												X	X	
S2M1SGD	S2					X												X		X
S2DHS GD	S2					X						X		X					X	
S2D1HSGD	S2					X						X		X						X
S2SHSGD	S2					X						X			X				X	
S2S1HSGD	S2					X						X			X					X
S2QHSGD	S2					X						X				X			X	

Share Class Identifier	Share Class	Reference Currency						Portfolio Currency Hedged						Distribution Features							
		EUR	GBP	USD	CHF	SGD	JPY	EUR	GBP	USD	CHF	SGD	JPY	Capital Accumulation	Distribution Frequency				Distribution Type		
															Annual	Semi Annual	Quarterly	Monthly	Investment Income Net of Fees	Investment Income Gross of Fees	
S2Q1HSGD	S2					X						X				X				X	
S2MHSGD	S2					X						X						X		X	
S2M1HSGD	S2					X						X						X		X	
S2CJPY	S2						X						X								
S2CHJPY	S2						X						X	X							
S2DJPY	S2						X							X					X		
S2D1JPY	S2						X							X						X	
S2SJPY	S2						X								X				X		
S2S1JPY	S2						X								X					X	
S2QJPY	S2						X									X			X		
S2Q1JPY	S2						X									X				X	
S2MJPY	S2						X											X	X		
S2M1JPY	S2						X											X		X	
S2DHJPY	S2						X						X	X					X		
S2D1HJPY	S2						X						X	X						X	
S2SHJPY	S2						X						X		X				X		
S2S1HJPY	S2						X						X		X					X	
S2QHJPY	S2						X						X			X			X		
S2Q1HJPY	S2						X						X			X				X	
S2MHJPY	S2						X						X					X	X		
S2M1HJPY	S2						X						X					X		X	

Share Class Identifier	Share Class	Reference Currency						Portfolio Currency Hedged						Distribution Features							
		EUR	GBP	USD	CHF	SGD	JPY	EUR	GBP	USD	CHF	SGD	JPY	Capital Accumulation	Distribution Frequency				Distribution Type		
															Annual	Semi Annual	Quarterly	Monthly	Investment Income Net of Fees	Investment Income Gross of Fees	
S3CEUR	S3	X											X								
S3CHEUR	S3	X					X						X								
S3DEUR	S3	X												X					X		
S3D1EUR	S3	X												X							X
S3SEUR	S3	X													X				X		
S3S1EUR	S3	X													X						X
S3QEUR	S3	X														X			X		
S3Q1EUR	S3	X														X					X
S3MEUR	S3	X															X		X		
S3M1EUR	S3	X															X				X
S3DHEUR	S3	X					X							X					X		
S3D1HEUR	S3	X					X							X							X
S3SHEUR	S3	X					X								X				X		
S3S1HEUR	S3	X					X								X						X
S3QHEUR	S3	X					X									X			X		
S3Q1HEUR	S3	X					X									X					X
S3MHEUR	S3	X					X										X		X		
S3M1HEUR	S3	X					X										X				X
S3CGBP	S3		X											X							
S3CHGBP	S3		X					X						X							
S3DGBP	S3		X												X				X		

Share Class Identifier	Share Class	Reference Currency						Portfolio Currency Hedged						Distribution Features						
		EUR	GBP	USD	CHF	SGD	JPY	EUR	GBP	USD	CHF	SGD	JPY	Capital Accumulation	Distribution Frequency				Distribution Type	
															Annual	Semi Annual	Quarterly	Monthly	Investment Income Net of Fees	Investment Income Gross of Fees
S3Q	S3			X													X		X	
S3Q1	S3			X													X			X
S3M	S3			X														X	X	
S3M1	S3			X														X		X
S3DH	S3			X						X					X				X	
S3D1H	S3			X						X					X					X
S3SH	S3			X						X						X			X	
S3S1H	S3			X						X						X				X
S3QH	S3			X						X							X		X	
S3Q1H	S3			X						X							X			X
S3MH	S3			X						X								X	X	
S3M1H	S3			X						X								X		X
S3CCHF	S3				X									X						
S3CHCHF	S3				X						X			X						
S3DCHF	S3				X										X				X	
S3D1CHF	S3				X										X					X
S3SCHF	S3				X											X			X	
S3S1CHF	S3				X											X				X
S3QCHF	S3				X												X		X	
S3Q1CHF	S3				X												X			X
S3MCHF	S3				X													X	X	

Share Class Identifier	Share Class	Reference Currency						Portfolio Currency Hedged						Distribution Features							
		EUR	GBP	USD	CHF	SGD	JPY	EUR	GBP	USD	CHF	SGD	JPY	Capital Accumulation	Distribution Frequency				Distribution Type		
															Annual	Semi Annual	Quarterly	Monthly	Investment Income Net of Fees	Investment Income Gross of Fees	
S3M1CHF	S3				X													X		X	
S3DHCHF	S3				X						X				X					X	
S3D1HCHF	S3				X						X				X						X
S3SHCHF	S3				X						X					X				X	
S3S1HCHF	S3				X						X					X					X
S3QHCHF	S3				X						X						X			X	
S3Q1HCHF	S3				X						X						X				X
S3MHCHF	S3				X						X							X		X	
S3M1HCHF	S3				X						X							X			X
S3CSGD	S3					X								X							
S3CHSGD	S3					X							X		X						
S3DSGD	S3					X									X					X	
S3D1SGD	S3					X									X						X
S3SSGD	S3					X										X				X	
S3S1SGD	S3					X										X					X
S3QSGD	S3					X											X			X	
S3Q1SGD	S3					X											X				X
S3MSGD	S3					X												X		X	
S3M1SGD	S3					X												X			X
S3DHSGD	S3					X							X			X				X	
S3D1HSGD	S3					X							X			X					X

Share Class Identifier	Share Class	Reference Currency						Portfolio Currency Hedged						Distribution Features							
		EUR	GBP	USD	CHF	SGD	JPY	EUR	GBP	USD	CHF	SGD	JPY	Capital Accumulation	Distribution Frequency				Distribution Type		
															Annual	Semi Annual	Quarterly	Monthly	Investment Income Net of Fees	Investment Income Gross of Fees	
S3SHSGD	S3					X						X				X			X		
S3S1HSGD	S3					X						X				X				X	
S3QHSGD	S3					X						X					X		X		
S3Q1HSGD	S3					X						X					X			X	
S3MHSGD	S3					X						X						X	X		
S3M1HSGD	S3					X						X						X		X	
S3CJPY	S3						X						X								
S3CHJPY	S3						X						X	X							
S3DJPY	S3						X							X					X		
S3D1JPY	S3						X							X						X	
S3SJPY	S3						X								X				X		
S3S1JPY	S3						X								X					X	
S3QJPY	S3						X									X			X		
S3Q1JPY	S3						X										X			X	
S3MJPY	S3						X											X	X		
S3M1JPY	S3						X											X		X	
S3DHJPY	S3						X						X	X					X		
S3D1HJPY	S3						X						X	X						X	
S3SHJPY	S3						X						X		X				X		
S3S1HJPY	S3						X						X		X					X	
S3QHJPY	S3						X						X			X			X		

Share Class Identifier	Share Class	Reference Currency						Portfolio Currency Hedged						Distribution Features												
		EUR	GBP	USD	CHF	SGD	JPY	EUR	GBP	USD	CHF	SGD	JPY	Capital Accumulation	Distribution Frequency				Distribution Type							
															Annual	Semi Annual	Quarterly	Monthly	Investment Income Net of Fees	Investment Income Gross of Fees						
S3Q1HJPY	S3						X					X				X									X	
S3MHJPY	S3						X					X							X						X	
S3M1HJPY	S3						X					X							X						X	
S4CEUR	S4	X												X												
S4CHEUR	S4	X						X						X												
S4DEUR	S4	X													X										X	
S4D1EUR	S4	X													X											X
S4SEUR	S4	X														X									X	
S4S1EUR	S4	X														X									X	
S4QEUR	S4	X															X								X	
S4Q1EUR	S4	X																X							X	
S4MEUR	S4	X																		X					X	
S4M1EUR	S4	X																		X					X	
S4DHEUR	S4	X						X							X										X	
S4D1HEUR	S4	X						X							X										X	
S4SHEUR	S4	X						X								X									X	
S4S1HEUR	S4	X						X								X									X	
S4QHEUR	S4	X						X									X								X	
S4Q1HEUR	S4	X						X										X							X	
S4MHEUR	S4	X						X												X					X	
S4M1HEUR	S4	X						X												X					X	

Share Class Identifier	Share Class	Reference Currency						Portfolio Currency Hedged						Distribution Features								
		EUR	GBP	USD	CHF	SGD	JPY	EUR	GBP	USD	CHF	SGD	JPY	Capital Accumulation	Distribution Frequency				Distribution Type			
															Annual	Semi Annual	Quarterly	Monthly	Investment Income Net of Fees	Investment Income Gross of Fees		
S4CGBP	S4		X										X									
S4CHGBP	S4		X					X					X									
S4DGBP	S4		X											X					X			
S4D1GBP	S4		X											X								X
S4SGBP	S4		X												X				X			
S4S1GBP	S4		X												X							X
S4QGBP	S4		X													X			X			
S4Q1GBP	S4		X													X						X
S4MGBP	S4		X														X		X			
S4M1GBP	S4		X														X					X
S4DHGBP	S4		X					X						X					X			
S4D1HGBP	S4		X					X						X								X
S4SHGBP	S4		X					X							X				X			
S4S1HGBP	S4		X					X							X							X
S4QHGBP	S4		X					X								X			X			
S4Q1HGBP	S4		X					X								X						X
S4MHGBP	S4		X					X									X		X			
S4M1HGBP	S4		X					X									X					X
S4C	S4			X										X								
S4CH	S4			X						X				X								
S4D	S4			X											X				X			

Share Class Identifier	Share Class	Reference Currency						Portfolio Currency Hedged						Distribution Features								
		EUR	GBP	USD	CHF	SGD	JPY	EUR	GBP	USD	CHF	SGD	JPY	Capital Accumulation	Distribution Frequency				Distribution Type			
															Annual	Semi Annual	Quarterly	Monthly	Investment Income Net of Fees	Investment Income Gross of Fees		
S4D1	S4			X										X							X	
S4S	S4			X												X				X		
S4S1	S4			X											X							X
S4Q	S4			X													X			X		
S4Q1	S4			X													X					X
S4M	S4			X														X		X		
S4M1	S4			X														X				X
S4DH	S4			X						X					X					X		
S4D1H	S4			X						X					X							X
S4SH	S4			X						X						X				X		
S4S1H	S4			X						X						X						X
S4QH	S4			X						X							X			X		
S4Q1H	S4			X						X							X					X
S4MH	S4			X						X								X		X		
S4M1H	S4			X						X								X				X
S4CCHF	S4				X									X								
S4CHCHF	S4				X						X			X								
S4DCHF	S4				X									X						X		
S4D1CHF	S4				X									X								X
S4SCHF	S4				X										X					X		
S4S1CHF	S4				X										X							X

Share Class Identifier	Share Class	Reference Currency						Portfolio Currency Hedged						Distribution Features							
		EUR	GBP	USD	CHF	SGD	JPY	EUR	GBP	USD	CHF	SGD	JPY	Capital Accumulation	Distribution Frequency				Distribution Type		
															Annual	Semi Annual	Quarterly	Monthly	Investment Income Net of Fees	Investment Income Gross of Fees	
S4QCHF	S4				X												X		X		
S4Q1CHF	S4				X												X			X	
S4MCHF	S4				X													X	X		
S4M1CHF	S4				X													X		X	
S4DHCHF	S4				X						X			X					X		
S4D1HCHF	S4				X						X			X						X	
S4SHCHF	S4				X						X				X				X		
S4S1HCHF	S4				X						X				X					X	
S4QHCHF	S4				X						X						X		X		
S4Q1HCHF	S4				X						X						X			X	
S4MHCHF	S4				X						X							X	X		
S4M1HCHF	S4				X						X							X		X	
S4CSGD	S4					X							X								
S4CHSGD	S4					X						X		X							
S4DSGD	S4					X								X					X		
S4D1SGD	S4					X								X						X	
S4SSGD	S4					X									X				X		
S4S1SGD	S4					X									X					X	
S4QSGD	S4					X											X		X		
S4Q1SGD	S4					X											X			X	
S4MSGD	S4					X												X	X		

Share Class Identifier	Share Class	Reference Currency						Portfolio Currency Hedged						Distribution Features							
		EUR	GBP	USD	CHF	SGD	JPY	EUR	GBP	USD	CHF	SGD	JPY	Capital Accumulation	Distribution Frequency				Distribution Type		
															Annual	Semi Annual	Quarterly	Monthly	Investment Income Net of Fees	Investment Income Gross of Fees	
S4M1SGD	S4					X												X		X	
S4DHSGD	S4					X						X			X					X	
S4D1HSGD	S4					X						X			X						X
S4SHSGD	S4					X						X				X				X	
S4S1HSGD	S4					X						X				X					X
S4QHSGD	S4					X						X					X			X	
S4Q1HSGD	S4					X						X					X				X
S4MHSGD	S4					X						X						X		X	
S4M1HSGD	S4					X						X						X			X
S4CJPY	S4						X							X							
S4CHJPY	S4						X						X	X							
S4DJPY	S4						X								X					X	
S4D1JPY	S4						X								X						X
S4SJPY	S4						X									X				X	
S4S1JPY	S4						X									X					X
S4QJPY	S4						X										X			X	
S4Q1JPY	S4						X										X				X
S4MJPY	S4						X											X		X	
S4M1JPY	S4						X											X			X
S4DHJPY	S4						X						X		X					X	
S4D1HJPY	S4						X						X		X						X

Share Class Identifier	Share Class	Reference Currency						Portfolio Currency Hedged						Distribution Features							
		EUR	GBP	USD	CHF	SGD	JPY	EUR	GBP	USD	CHF	SGD	JPY	Distribution Frequency				Distribution Type			
														Annual	Semi Annual	Quarterly	Monthly	Investment Income Net of Fees	Investment Income Gross of Fees		
S4SHJPY	S4						X						X			X			X		
S4S1HJPY	S4						X						X			X				X	
S4QHJPY	S4						X						X				X		X		
S4Q1HJPY	S4						X						X				X			X	
S4MHJPY	S4						X						X					X	X		
S4M1HJPY	S4						X						X					X		X	
S5CEUR	S5	X												X							
S5CHEUR	S5	X						X						X							
S5DEUR	S5	X													X				X		
S5D1EUR	S5	X													X					X	
S5SEUR	S5	X														X			X		
S5S1EUR	S5	X														X				X	
S5QEUR	S5	X															X		X		
S5Q1EUR	S5	X															X			X	
S5MEUR	S5	X																X	X		
S5M1EUR	S5	X																X		X	
S5DHEUR	S5	X						X							X				X		
S5D1HEUR	S5	X						X							X					X	
S5SHEUR	S5	X						X								X			X		
S5S1HEUR	S5	X						X								X				X	
S5QHEUR	S5	X						X									X		X		

Share Class Identifier	Share Class	Reference Currency						Portfolio Currency Hedged						Distribution Features									
		EUR	GBP	USD	CHF	SGD	JPY	EUR	GBP	USD	CHF	SGD	JPY	Capital Accumulation	Distribution Frequency				Distribution Type				
															Annual	Semi Annual	Quarterly	Monthly	Investment Income Net of Fees	Investment Income Gross of Fees			
S5C	S5			X									X										
S5CH	S5			X						X			X										
S5D	S5			X										X					X				
S5D1	S5			X										X								X	
S5S	S5			X											X				X				
S5S1	S5			X											X							X	
S5Q	S5			X												X			X				
S5Q1	S5			X												X						X	
S5M	S5			X														X	X				
S5M1	S5			X														X				X	
S5DH	S5			X						X				X					X				
S5D1H	S5			X						X				X								X	
S5SH	S5			X						X					X				X				
S5S1H	S5			X						X					X							X	
S5QH	S5			X						X						X			X				
S5Q1H	S5			X						X						X						X	
S5MH	S5			X						X							X		X				
S5M1H	S5			X						X							X					X	
S5CCHF	S5				X									X									
S5CHCHF	S5				X						X			X									
S5DCHF	S5				X										X				X				

Share Class Identifier	Share Class	Reference Currency						Portfolio Currency Hedged						Distribution Features								
		EUR	GBP	USD	CHF	SGD	JPY	EUR	GBP	USD	CHF	SGD	JPY	Capital Accumulation	Distribution Frequency				Distribution Type			
															Annual	Semi Annual	Quarterly	Monthly	Investment Income Net of Fees	Investment Income Gross of Fees		
S5D1CHF	S5				X									X							X	
S5SCHF	S5				X											X				X		
S5S1CHF	S5				X											X						X
S5QCHF	S5				X												X			X		
S5Q1CHF	S5				X												X					X
S5MCHF	S5				X													X		X		
S5M1CHF	S5				X													X				X
S5DHCHF	S5				X						X				X					X		
S5D1HCHF	S5				X						X				X							X
S5SHCHF	S5				X						X					X				X		
S5S1HCHF	S5				X						X					X						X
S5QHCHF	S5				X						X						X			X		
S5Q1HCHF	S5				X						X						X					X
S5MHCHF	S5				X						X							X		X		
S5M1HCHF	S5				X						X							X				X
S5CSGD	S5					X								X								
S5CHSGD	S5					X							X									
S5DSGD	S5					X								X						X		
S5D1SGD	S5					X								X								X
S5SSGD	S5					X									X					X		
S5S1SGD	S5					X									X							X

Share Class Identifier	Share Class	Reference Currency						Portfolio Currency Hedged						Distribution Features							
		EUR	GBP	USD	CHF	SGD	JPY	EUR	GBP	USD	CHF	SGD	JPY	Capital Accumulation	Distribution Frequency				Distribution Type		
															Annual	Semi Annual	Quarterly	Monthly	Investment Income Net of Fees	Investment Income Gross of Fees	
S5QSGD	S5					X											X		X		
S5Q1SGD	S5					X											X			X	
S5MSGD	S5					X												X	X		
S5M1SGD	S5					X												X		X	
S5DHSGD	S5					X						X		X					X		
S5D1HSGD	S5					X						X		X						X	
S5SHSGD	S5					X						X			X				X		
S5S1HSGD	S5					X						X			X					X	
S5QHSGD	S5					X						X				X			X		
S5Q1HSGD	S5					X						X				X				X	
S5MHSGD	S5					X						X					X	X			
S5M1HSGD	S5					X						X					X			X	
S5CJPY	S5						X						X								
S5CHJPY	S5						X						X	X							
S5DJPY	S5						X								X				X		
S5D1JPY	S5						X								X					X	
S5SJPY	S5						X									X			X		
S5S1JPY	S5						X									X				X	
S5QJPY	S5						X										X		X		
S5Q1JPY	S5						X											X		X	
S5MJPY	S5						X											X	X		

Share Class Identifier	Share Class	Reference Currency						Portfolio Currency Hedged						Distribution Features							
		EUR	GBP	USD	CHF	SGD	JPY	EUR	GBP	USD	CHF	SGD	JPY	Capital Accumulation	Distribution Frequency				Distribution Type		
															Annual	Semi Annual	Quarterly	Monthly	Investment Income Net of Fees	Investment Income Gross of Fees	
S5M1JPY	S5						X											X		X	
S5DHJPY	S5						X						X	X						X	
S5D1HJPY	S5						X						X	X							X
S5SHJPY	S5						X						X		X					X	
S5S1HJPY	S5						X						X		X						X
S5QHJPY	S5						X						X			X				X	
S5Q1HJPY	S5						X						X			X					X
S5MHJPY	S5						X						X					X		X	
S5M1HJPY	S5						X						X					X			X
WCEUR	W	X												X							
WCHEUR	W	X						X						X							
WDEUR	W	X													X					X	
WD1EUR	W	X													X						X
WSEUR	W	X														X				X	
WS1EUR	W	X														X					X
WQEUR	W	X															X			X	
WQ1EUR	W	X															X				X
WMEUR	W	X																X		X	
WM1EUR	W	X																X			X
WDHEUR	W	X						X							X					X	
WD1HEUR	W	X						X							X						X

Share Class Identifier	Share Class	Reference Currency						Portfolio Currency Hedged						Distribution Features						
		EUR	GBP	USD	CHF	SGD	JPY	EUR	GBP	USD	CHF	SGD	JPY	Capital Accumulation	Distribution Frequency				Distribution Type	
															Annual	Semi Annual	Quarterly	Monthly	Investment Income Net of Fees	Investment Income Gross of Fees
WSHEUR	W	X					X									X			X	
WS1HEUR	W	X					X									X				X
WQHEUR	W	X					X										X		X	
WQ1HEUR	W	X					X										X			X
WMHEUR	W	X					X											X	X	
WM1HEUR	W	X					X											X		X
WCGBP	W		X											X						
WCHGBP	W		X					X						X						
WDGBP	W		X												X				X	
WD1GBP	W		X												X					X
WSGBP	W		X													X			X	
WS1GBP	W		X													X				X
WQGBP	W		X														X		X	
WQ1GBP	W		X														X			X
WMGBP	W		X															X	X	
WM1GBP	W		X															X		X
WDHGBP	W		X					X							X				X	
WD1HGBP	W		X					X							X					X
WSHGBP	W		X					X								X			X	
WS1HGBP	W		X					X								X				X
WQHGBP	W		X					X									X		X	

Share Class Identifier	Share Class	Reference Currency						Portfolio Currency Hedged						Distribution Features						
		EUR	GBP	USD	CHF	SGD	JPY	EUR	GBP	USD	CHF	SGD	JPY	Capital Accumulation	Distribution Frequency				Distribution Type	
															Annual	Semi Annual	Quarterly	Monthly	Investment Income Net of Fees	Investment Income Gross of Fees
WQ1HGBP	W		X					X								X			X	
WMHGBP	W		X					X									X			
WM1HGBP	W		X					X									X		X	
WC	W			X									X							
WCH	W			X						X			X							
WD	W			X										X				X		
WD1	W			X										X					X	
WS	W			X											X			X		
WS1	W			X											X				X	
WQ	W			X												X		X		
WQ1	W			X												X			X	
WM	W			X													X	X		
WM1	W			X													X		X	
WDH	W			X						X				X				X		
WD1H	W			X						X				X					X	
WSH	W			X						X					X			X		
WS1H	W			X						X					X				X	
WQH	W			X						X						X		X		
WQ1H	W			X						X						X			X	
WMH	W			X						X							X	X		
WM1H	W			X						X							X		X	

Share Class Identifier	Share Class	Reference Currency						Portfolio Currency Hedged						Distribution Features									
		EUR	GBP	USD	CHF	SGD	JPY	EUR	GBP	USD	CHF	SGD	JPY	Capital Accumulation	Distribution Frequency				Distribution Type				
															Annual	Semi Annual	Quarterly	Monthly	Investment Income Net of Fees	Investment Income Gross of Fees			
WCCHF	W				X								X										
WCHCHF	W				X						X			X									
WDCHF	W				X										X						X		
WD1CHF	W				X										X								X
WSCHF	W				X											X					X		
WS1CHF	W				X											X							X
WQCHF	W				X												X				X		
WQ1CHF	W				X												X						X
WMCHF	W				X													X			X		
WM1CHF	W				X													X					X
WDHCHF	W				X						X				X						X		
WD1HCHF	W				X						X				X								X
WSHCHF	W				X						X					X					X		
WS1HCHF	W				X						X					X							X
WQHCHF	W				X						X						X				X		
WQ1HCHF	W				X						X						X						X
WMHCHF	W				X						X							X			X		
WM1HCHF	W				X						X							X					X
WCSGD	W					X								X									
WCHSGD	W					X							X		X								
WDSGD	W					X									X						X		

Share Class Identifier	Share Class	Reference Currency						Portfolio Currency Hedged						Distribution Features								
		EUR	GBP	USD	CHF	SGD	JPY	EUR	GBP	USD	CHF	SGD	JPY	Capital Accumulation	Distribution Frequency				Distribution Type			
															Annual	Semi Annual	Quarterly	Monthly	Investment Income Net of Fees	Investment Income Gross of Fees		
WD1SGD	W					X								X							X	
WSSGD	W					X										X				X		
WS1SGD	W					X										X						X
WQSGD	W					X											X			X		
WQ1SGD	W					X											X					X
WMSGD	W					X												X		X		
WM1SGD	W					X												X				X
WDHSGD	W					X							X		X					X		
WD1HSGD	W					X							X		X							X
WSHSGD	W					X							X			X				X		
WS1HSGD	W					X							X			X						X
WQHSGD	W					X							X				X			X		
WQ1HSGD	W					X							X				X					X
WMHSGD	W					X							X					X		X		
WM1HSGD	W					X							X					X				X
WCJPY	W						X							X								
WCHJPY	W						X							X	X							
WDJPY	W						X								X					X		
WD1JPY	W						X								X							X
WSJPY	W						X									X				X		
WS1JPY	W						X									X						X

Share Class Identifier	Share Class	Reference Currency						Portfolio Currency Hedged						Distribution Features						
		EUR	GBP	USD	CHF	SGD	JPY	EUR	GBP	USD	CHF	SGD	JPY	Capital Accumulation	Distribution Frequency				Distribution Type	
															Annual	Semi Annual	Quarterly	Monthly	Investment Income Net of Fees	Investment Income Gross of Fees
WQJPY	W						X										X		X	
WQ1JPY	W						X										X			X
WMJPY	W						X											X	X	
WM1JPY	W						X											X		X
WDHJPY	W						X						X	X					X	
WD1HJPY	W						X						X	X						X
WSHJPY	W						X						X		X				X	
WS1HJPY	W						X						X		X					X
WQHJPY	W						X						X				X		X	
WQ1HJPY	W						X						X				X			X
WMHJPY	W						X						X					X	X	
WM1HJPY	W						X						X					X		X
XCEUR	X	X												X						
XCHEUR	X	X						X						X						
XDEUR	X	X													X				X	
XD1EUR	X	X													X					X
XSEUR	X	X														X			X	
XS1EUR	X	X														X				X
XQEUR	X	X															X		X	
XQ1EUR	X	X																X		X
XMEUR	X	X																X	X	

Share Class Identifier	Share Class	Reference Currency						Portfolio Currency Hedged						Distribution Features							
		EUR	GBP	USD	CHF	SGD	JPY	EUR	GBP	USD	CHF	SGD	JPY	Capital Accumulation	Distribution Frequency				Distribution Type		
															Annual	Semi Annual	Quarterly	Monthly	Investment Income Net of Fees	Investment Income Gross of Fees	
XM1EUR	X	X																X		X	
XDHEUR	X	X					X								X					X	
XD1HEUR	X	X					X								X						X
XSHEUR	X	X					X									X				X	
XS1HEUR	X	X					X									X					X
XQHEUR	X	X					X										X			X	
XQ1HEUR	X	X					X										X				X
XMHEUR	X	X					X											X		X	
XM1HEUR	X	X					X											X			X
XCGBP	X		X											X							
XCHGBP	X		X					X						X							
XDGBP	X		X												X					X	
XD1GBP	X		X												X						X
XSGBP	X		X													X				X	
XS1GBP	X		X													X					X
XQGBP	X		X														X			X	
XQ1GBP	X		X														X				X
XMGBP	X		X															X		X	
XM1GBP	X		X															X			X
XDHGBP	X		X					X							X					X	
XD1HGBP	X		X					X							X						X

Share Class Identifier	Share Class	Reference Currency						Portfolio Currency Hedged						Distribution Features							
		EUR	GBP	USD	CHF	SGD	JPY	EUR	GBP	USD	CHF	SGD	JPY	Capital Accumulation	Distribution Frequency				Distribution Type		
															Annual	Semi Annual	Quarterly	Monthly	Investment Income Net of Fees	Investment Income Gross of Fees	
XSHGBP	X		X					X								X				X	
XS1HGBP	X		X					X								X					X
XQHGBP	X		X					X									X			X	
XQ1HGBP	X		X					X									X				X
XMHGBP	X		X					X										X		X	
XM1HGBP	X		X					X										X			X
XC	X			X									X								
XCH	X			X						X			X								
XD	X			X										X						X	
XD1	X			X										X							X
XS	X			X											X					X	
XS1	X			X											X						X
XQ	X			X												X				X	
XQ1	X			X												X					X
XM	X			X													X			X	
XM1	X			X													X				X
XDH	X			X						X				X						X	
XD1H	X			X						X				X							X
XSH	X			X						X					X					X	
XS1H	X			X						X					X						X
XQH	X			X						X						X				X	

Share Class Identifier	Share Class	Reference Currency						Portfolio Currency Hedged						Distribution Features							
		EUR	GBP	USD	CHF	SGD	JPY	EUR	GBP	USD	CHF	SGD	JPY	Capital Accumulation	Distribution Frequency				Distribution Type		
															Annual	Semi Annual	Quarterly	Monthly	Investment Income Net of Fees	Investment Income Gross of Fees	
XQ1H	X			X						X							X			X	
XMH	X			X						X								X		X	
XM1H	X			X						X								X		X	
XCCHF	X				X									X							
XCHCHF	X				X						X			X							
XDCHF	X				X									X					X		
XD1CHF	X				X									X						X	
XSCHF	X				X										X				X		
XS1CHF	X				X										X					X	
XQCHF	X				X											X			X		
XQ1CHF	X				X											X				X	
XMCHF	X				X												X		X		
XM1CHF	X				X												X			X	
XDHCHF	X				X						X				X				X		
XD1HCHF	X				X						X				X					X	
XSHCHF	X				X						X					X			X		
XS1HCHF	X				X						X					X				X	
XQHCHF	X				X						X					X			X		
XQ1HCHF	X				X						X					X				X	
XMHCHF	X				X						X						X		X		
XM1HCHF	X				X						X						X			X	

Share Class Identifier	Share Class	Reference Currency						Portfolio Currency Hedged						Distribution Features										
		EUR	GBP	USD	CHF	SGD	JPY	EUR	GBP	USD	CHF	SGD	JPY	Capital Accumulation	Distribution Frequency				Distribution Type					
															Annual	Semi Annual	Quarterly	Monthly	Investment Income Net of Fees	Investment Income Gross of Fees				
XCSGD	X					X							X											
XCHSGD	X					X							X											
XDSGD	X					X								X							X			
XD1SGD	X					X								X									X	
XSSGD	X					X									X						X			
XS1SGD	X					X									X								X	
XQSGD	X					X										X					X			
XQ1SGD	X					X										X							X	
XMSGD	X					X												X			X			
XM1SGD	X					X												X					X	
XDHSGD	X					X							X		X						X			
XD1HSGD	X					X							X		X								X	
XSHSGD	X					X							X			X					X			
XS1HSGD	X					X							X			X							X	
XQHSGD	X					X							X				X				X			
XQ1HSGD	X					X							X				X						X	
XMHSGD	X					X							X					X			X			
XM1HSGD	X					X							X					X					X	
XCJPY	X						X							X										
XCHJPY	X						X							X	X									
XDJPY	X						X								X						X			

														Distribution Features								
Share Class Identifier	Share Class	Reference Currency						Portfolio Currency Hedged						Capital Accumulation	Distribution Frequency				Distribution Type			
		EUR	GBP	USD	CHF	SGD	JPY	EUR	GBP	USD	CHF	SGD	JPY		Annual	Semi Annual	Quarterly	Monthly	Investment Income Net of Fees	Investment Income Gross of Fees		
XD1JPY	X						X								X						X	
XSJPY	X						X									X					X	
XS1JPY	X						X									X						X
XQJPY	X						X										X				X	
XQ1JPY	X						X										X					X
XMJPY	X						X											X			X	
XM1JPY	X						X											X				X
XDHJPY	X						X							X	X						X	
XD1HJPY	X						X							X	X							X
XSHJPY	X						X							X		X					X	
XS1HJPY	X						X							X		X						X
XQHJPY	X						X							X			X				X	
XQ1HJPY	X						X							X			X					X
XMHJPY	X						X							X				X			X	
XM1HJPY	X						X							X				X				X
ZCEUR	Z	X													X							
ZCHEUR	Z	X						X							X							
ZDEUR	Z	X													X						X	
ZD1EUR	Z	X													X							X
ZSEUR	Z	X														X					X	
ZS1EUR	Z	X														X						X

Share Class Identifier	Share Class	Reference Currency						Portfolio Currency Hedged						Distribution Features							
		EUR	GBP	USD	CHF	SGD	JPY	EUR	GBP	USD	CHF	SGD	JPY	Capital Accumulation	Distribution Frequency				Distribution Type		
															Annual	Semi Annual	Quarterly	Monthly	Investment Income Net of Fees	Investment Income Gross of Fees	
ZOEUR	Z	X															X		X		
ZQ1EUR	Z	X															X			X	
ZMEUR	Z	X																X	X		
ZM1EUR	Z	X																X		X	
ZDHEUR	Z	X						X							X				X		
ZD1HEUR	Z	X						X							X					X	
ZSHEUR	Z	X						X								X			X		
ZS1HEUR	Z	X						X								X				X	
ZQHEUR	Z	X						X									X		X		
ZQ1HEUR	Z	X						X									X			X	
ZMHEUR	Z	X						X										X	X		
ZM1HEUR	Z	X						X										X		X	
ZCGBP	Z		X											X							
ZCHGBP	Z		X						X					X							
ZDGBP	Z		X												X				X		
ZD1GBP	Z		X												X					X	
ZSGBP	Z		X													X			X		
ZS1GBP	Z		X													X				X	
ZQGBP	Z		X														X		X		
ZQ1GBP	Z		X														X			X	
ZMGBP	Z		X															X	X		

Share Class Identifier	Share Class	Reference Currency						Portfolio Currency Hedged						Distribution Features						
		EUR	GBP	USD	CHF	SGD	JPY	EUR	GBP	USD	CHF	SGD	JPY	Capital Accumulation	Distribution Frequency				Distribution Type	
															Annual	Semi Annual	Quarterly	Monthly	Investment Income Net of Fees	Investment Income Gross of Fees
ZM1GBP	Z		X														X		X	
ZDHGBP	Z		X					X						X				X		
ZD1HGBP	Z		X					X						X					X	
ZSHGBP	Z		X					X							X			X		
ZS1HGBP	Z		X					X							X				X	
ZQHGBP	Z		X					X								X		X		
ZQ1HGBP	Z		X					X								X			X	
ZMHGBP	Z		X					X									X	X		
ZM1HGBP	Z		X					X									X		X	
ZC	Z			X									X							
ZCH	Z			X						X			X							
ZD	Z			X										X				X		
ZD1	Z			X										X					X	
ZS	Z			X											X			X		
ZS1	Z			X											X				X	
ZQ	Z			X												X		X		
ZQ1	Z			X												X			X	
ZM	Z			X													X	X		
ZM1	Z			X													X		X	
ZDH	Z			X						X				X				X		
ZD1H	Z			X						X				X					X	

Share Class Identifier	Share Class	Reference Currency						Portfolio Currency Hedged						Distribution Features						
		EUR	GBP	USD	CHF	SGD	JPY	EUR	GBP	USD	CHF	SGD	JPY	Capital Accumulation	Distribution Frequency				Distribution Type	
															Annual	Semi Annual	Quarterly	Monthly	Investment Income Net of Fees	Investment Income Gross of Fees
ZSH	Z			X						X						X			X	
ZS1H	Z			X						X						X				X
ZQH	Z			X						X							X		X	
ZQ1H	Z			X						X							X			X
ZMH	Z			X						X								X	X	
ZM1H	Z			X						X								X		X
ZCCHF	Z				X									X						
ZCHCHF	Z				X						X			X						
ZDCHF	Z				X									X					X	
ZD1CHF	Z				X									X						X
ZSCHF	Z				X										X				X	
ZS1CHF	Z				X										X					X
ZQCHF	Z				X											X			X	
ZQ1CHF	Z				X											X				X
ZMCHF	Z				X												X		X	
ZM1CHF	Z				X												X			X
ZDHCHF	Z				X						X				X				X	
ZD1HCHF	Z				X						X				X					X
ZSHCHF	Z				X						X					X			X	
ZS1HCHF	Z				X						X					X				X
ZQHCHF	Z				X						X						X		X	

Share Class Identifier	Share Class	Reference Currency						Portfolio Currency Hedged						Distribution Features						
		EUR	GBP	USD	CHF	SGD	JPY	EUR	GBP	USD	CHF	SGD	JPY	Capital Accumulation	Distribution Frequency				Distribution Type	
															Annual	Semi Annual	Quarterly	Monthly	Investment Income Net of Fees	Investment Income Gross of Fees
ZQ1HCHF	Z				X						X						X			X
ZMHCHF	Z				X						X							X		X
ZM1HCHF	Z				X						X							X		X
ZCSGD	Z					X							X							
ZCHSGD	Z					X						X	X							
ZDSGD	Z					X								X					X	
ZD1SGD	Z					X								X						X
ZSSGD	Z					X									X				X	
ZS1SGD	Z					X									X					X
ZQSGD	Z					X										X			X	
ZQ1SGD	Z					X										X				X
ZMSGD	Z					X											X		X	
ZM1SGD	Z					X											X			X
ZDHSGD	Z					X						X		X					X	
ZD1HSGD	Z					X						X		X						X
ZSHSGD	Z					X						X			X				X	
ZS1HSGD	Z					X						X			X					X
ZQHSGD	Z					X						X				X			X	
ZQ1HSGD	Z					X						X				X				X
ZMHSGD	Z					X						X					X		X	
ZM1HSGD	Z					X						X					X			X

Share Class Identifier	Share Class	Reference Currency						Portfolio Currency Hedged						Distribution Features										
		EUR	GBP	USD	CHF	SGD	JPY	EUR	GBP	USD	CHF	SGD	JPY	Capital Accumulation	Distribution Frequency				Distribution Type					
															Annual	Semi Annual	Quarterly	Monthly	Investment Income Net of Fees	Investment Income Gross of Fees				
ZCJPY	Z						X							X										
ZCHJPY	Z						X						X	X										
ZDJPY	Z						X								X						X			
ZD1JPY	Z						X								X								X	
ZSJPY	Z						X									X					X			
ZS1JPY	Z						X									X							X	
ZQJPY	Z						X										X				X			
ZQ1JPY	Z						X										X						X	
ZMJPY	Z						X												X		X			
ZM1JPY	Z						X												X				X	
ZDHJPY	Z						X						X	X							X			
ZD1HJPY	Z						X						X	X									X	
ZSHJPY	Z						X						X		X						X			
ZS1HJPY	Z						X						X		X								X	
ZQHJPY	Z						X						X			X					X			
ZQ1HJPY	Z						X						X			X							X	
ZMHJPY	Z						X						X						X		X			
ZM1HJPY	Z						X						X						X				X	

5.2. Additional Shariah Fund Information

Banking Arrangements

Bank deposits shall be placed in Shariah-compliant accounts issued by licensed Islamic financial institutions or in non-interest bearing accounts in the case of financial institutions. Shariah Funds are prohibited from investing in interest bearing deposits and recognising any interest income.

Dividend Purification in respect of Shariah Funds

Some Shariah-compliant investments may yield small percentages of income inconsistent with Shariah Principles that will then need to be "purified". Such amounts will be calculated as outlined below.

On at least an annual basis, following the approval by the Shariah Team of the calculation of the non-permissible income in respect of the relevant Shariah Fund (following the principles to determine this calculation as set down by the Shariah Committee), the ICAV will donate any such non-permissible income to one or more charities selected by the Investment Manager and approved by the Shariah Committee. The allocation of non-permissible income or gains between charities, in the event of there being more than one charity, shall be at the Investment Manager's sole discretion. Any charity identified for purification purposes may be changed by the Investment Manager from time to time with the approval of the Shariah Committee (where necessary) and provided that any such replacement charity meets the requirements of the Central Bank. Any such change will be notified in advance to the Central Bank and the Shareholders.

The current charity selected in respect of the Shariah Funds is:

- ◆ Children In Need, registered with the Charities Commission for England and Wales having registration number 802052.

Non-permissible income in respect of a Shariah Fund will be calculated by assessing the income received by the relevant Shariah Fund that arose from non-compliant activities such as investing in interest bearing instruments, Interest-based instruments/accounts, use of financial derivatives or warrants, receipt of late payment charges, overdraft charges, opportunity costs, profit/disruptions of non-Shariah assets as determined by the Shariah Committee, or relating to any other non-Shariah compliant activity such as revenue from prohibited activities such as alcohol, tobacco, pork related products, financial services other than Shariah compliant financial services, online dating services, gambling, casino music, hotels cinema, and adult entertainment. In order to calculate the non-permissible income in respect of a Shariah Fund, the Shariah Committee will provide the Management Company with the dividend purification ratios, represented as a percentage of each dividend paid out by companies. The Management Company then calculates the amount to be purified based on the income received by the Sub-Fund on a monthly basis, and liaises with the Administrator so that such non-permissible income is accrued. The amount of non-permissible income is reported to the Board of Directors on a quarterly basis. On a semi-annual basis, the Management Company will provide the Shariah Team with the calculation of non-permissible income for review. Following the review by the Shariah Team, the Management Company will instruct the Administrator to pay the total non-permissible income to the nominated charity.

Shariah Funds will communicate to the Shareholders on an annual basis in the annual report of the ICAV the amount of non-permissible income that was distributed to the charity as a percentage of the relevant Shariah Fund's income during the year.

Capital gains in respect of Shariah Funds arising out of non-Shariah-compliant investments.

Where an investment is Shariah-compliant at the time of investment but subsequently ceases to be compliant with Shariah for any reason, any capital gains arising from the reversal of the non-Shariah-compliant investments arising on or prior to the date on which the investment is classified by the Investment Manager, in consultation with the Shariah Team and/or the Shariah Committee, as non-Shariah compliant (the "Decision Date") may be retained by the relevant Shariah Fund. However, any capital gains made on such investment after the Decision Date shall be paid to

one or more charities for dividend purification purposes (selected by the Investment Manager from time to time). Valuations will be undertaken in accordance with the valuation policy of the ICAV as detailed in the Prospectus.

Further details on how the Investment Manager, Shariah Team and Shariah Committee consider whether to continue holding or dispose of such investments are available to Shareholders upon request.

Subscription Monies

Cleared funds must be received by the ICAV in the appropriate Share Class currency, not later than by the settlement time detailed in the section titled "Share Dealing". If timely settlement is not made by the applicant the subscription may lapse and be cancelled at the cost of the applicant. If the applicant does not settle the subscription price in a timely manner, no Shares will be issued to the defaulting applicant.

Investors are advised to refer to the terms and conditions applicable to subscriptions which are detailed in the application form.

Zakat in respect of Shariah Funds

Each Shareholder investing in a Shariah Fund is responsible for the payment of their own Zakat declared in respect of that Shariah Fund. Neither the Board, the Management Company, the Investment Manager nor the relevant Shariah Fund will pay or be responsible for the payment of any Zakat.

Fees and Expenses

No payments of fees, costs and expenses paid from the OCF shall include any interest or late payment charges.

Further information in relation to Shariah Funds can be found at Section 3.1 "**Specific Risk Considerations**".

5.3. SFDR Annex

Sustainable investment means an investment in an economic activity that contributes to an environmental or social objective, provided that the investment does not significantly harm any environmental or social objective and that the investee companies follow good governance

The **EU Taxonomy** is a classification system laid down in Regulation (EU) 2020/852, establishing a list of environmentally sustainable economic activities. That Regulation does not lay down a list of socially sustainable economic activities. Sustainable investments with an environmental objective might be aligned with the Taxonomy or not.



Environmental and/or social characteristics

Does this financial product have a sustainable investment

Yes

No

It will make a minimum of sustainable investments with an environmental objective:_%

- in economic activities that qualify as environmentally sustainable under the EU Taxonomy
- in economic activities that do not qualify as environmentally sustainable under EU the Taxonomy

It will make a minimum of sustainable investments with a social

- It promotes Environmental/Social (E/S) characteristics** and while it does not have as its objective a sustainable investment, it will have a minimum proportion of 10% of sustainable investments
 - with an environmental objective in economic activities that qualify as environmentally sustainable under the EU Taxonomy
 - with an environmental objective in economic activities that do not qualify as environmentally sustainable under the EU Taxonomy
 - with a social objective
- It promotes E/S characteristics, but will not make any sustainable investments

What environmental and/or social characteristics are promoted by this financial product?

The Sub-Fund invests mainly in equities of companies incorporated in the developed markets of the European Economic and Monetary Union (the "EMU"), while promoting ESG characteristics within the meaning of Article 8 of SFDR. The ESG characteristics promoted by the Sub-Fund are as follows:

1. Active consideration of low carbon intensity investments and higher ESG scores compared to the Reference Performance Benchmark.
2. Identification and analysis of a company's environmental and social characteristics including, but not limited to, physical risks of climate change and human capital management.
3. Responsible business practices in accordance with UN Global Compact Principles.
4. Minimum environmental standards through exclusion of business activities that are deemed harmful to the environment.
5. Active consideration of environmental issues through engagement and proxy voting.
6. Exclusion of controversial weapons and other Excluded Activities.

The Sub-Fund is actively managed and does not track a benchmark. The Reference Performance Benchmark will be used to measure the Sub-Fund's carbon intensity and ESG scores, but it has not been designated as a reference benchmark for the purpose of attaining the environmental and/or social characteristics of the Sub-Fund.

- **What sustainability indicators are used to measure the attainment of each of the environmental or social characteristics promoted by this financial product?**

Sustainability indicators are a key consideration in our investment decision making process.

Sustainability indicators measure how the environmental or social characteristics promoted by the financial product are attained.

The sustainability indicators are ESG scores and carbon intensity data sourced from various financial data providers. They are used to measure the attainment of the environmental and social characteristics promoted by the Sub-Fund which includes:

- Carbon Intensity Score, relative to the Reference Performance Benchmark
- ESG Score, relative to the Reference Performance Benchmark

Principal Adverse Impacts considered by the Sub-Fund are:

- Green house gas intensity of investee companies - Scope 1 & Scope 2
- Violation of UNGC principles and OECD Guidelines for Multinational Enterprises
- Share of investment involved in controversial weapons

The Sub-Fund also excludes investment in companies carrying out business activities that are deemed harmful to the environment. This means it will not invest in equities issued by companies with specified involvement in specific excluded activities ("Excluded Activities") that are listed below.

- **What are the objectives of the sustainable investments that the financial product partially intends to make and how does the sustainable investment contribute to such objectives?**

The Investment Manager uses a HSBC proprietary systematic portfolio construction process to create an optimised portfolio which aims for a lower carbon intensity and a higher ESG score calculated respectively as a weighted average of the carbon intensities and ESG scores of the Sub-Fund's investments, than the weighted average of the constituents of the Reference Performance Benchmark. As such, the sustainable investments made by the Sub-Fund may contribute to lower carbon intensity.

In addition, the optimisation of the portfolio means that the Sub-Fund will have more exposure to investee companies that display better ESG scores and less exposure to investee companies with poor ESG scores when compared to the Reference Performance Benchmark. ESG scores consider themes that are not limited to but may include:

- Environmental themes such as carbon emissions, vulnerability to climate change, biodiversity changes and land use, water stress, material waste;
- Social themes such as supply chain labour standards, health and safety, product safety, chemical safety, community relations, access to finance, access to healthcare, opportunities in nutrition and health; and
- Governance themes such as business ethics, tax transparency, board diversity, gender pay gap.

The sustainable investments made by the Sub-Fund may be determined to contribute to one or more of these environmental, social or governance themes.

By lowering exposure to carbon intensive businesses and raising the ESG score of the investments in the Sub-Fund, when measured against the Reference Performance Benchmark, the Sub-Fund contribute to these objectives.

- **How do the sustainable investments that the financial product partially intends to make, not cause significant harm to any environmental or social sustainable investment objective?**

The principle of 'do no significant harm' to environmental or social objectives applies only to the underlying sustainable investments of the Sub-Fund. This principle is incorporated into the investment decision-making process, which includes consideration of principal adverse impacts.

Principal adverse impacts

are the most significant negative impacts of investment decisions on sustainability factors relating to environmental, social and employee matters, respect for human rights, anti-corruption and anti-bribery matters.

How have the indicators for adverse impacts on sustainability factors been taken into account?

The Investment Manager will review all SFDR mandatory Principal Adverse Impacts Indicators to assess the relevance to the Sub-Fund. HSBC's Responsible Investment Policy sets out the approach taken to identify and respond to principal adverse sustainability impacts and how HSBC considers ESG sustainability risks as these can adversely impact the securities the Sub-Fund invest in. HSBC uses third party screening providers to identify companies with a poor track record in managing ESG risks.

Sustainability impacts, including the relevant Principal Adverse Impacts, identified by screening are a key consideration in the investment decision making process and, in turn, this also supports the advice given to clients.

The approach taken, as set out above, means that among other things the following points are scrutinised:

companies' commitment to lower carbon transition, adoption of sound human rights principles and employees' fair treatment, implementation of rigorous supply chain management practices aiming, among other things, at alleviating child and forced labour. HSBC also pays a great attention to the robustness of corporate governance and political structures which include the level of board independence, respect of shareholders' rights, existence and implementation of rigorous anti-corruption and bribery policies as well as audit trails.

The specific Principal Adverse Impacts for this Sub-Fund are as set out above.

HSBC's Responsible Investment Policy is available on the website at:
www.assetmanagement/hsbc/about-us/responsible-investing/policies.

How are the sustainable investments aligned with the OECD Guidelines for Multinational Enterprises and the UN Guiding Principles on Business and Human Rights?

HSBC is committed to the application and promotion of global standards. Key areas of focus for HSBC's Responsible Investment Policy are the ten principles of the United Nations Global Compact (UNGC). These principles include non-financial risks such as human rights, labour, environment and anti-corruption. HSBC is also a signatory of the UN Principles of Responsible Investment. This provides the framework used in HSBC's approach to investment by identifying and managing sustainability risks.

Companies in which the Sub-Fund invests must comply with the UNGC and related standards. The assessment of a company's exposure to any of the Excluded Activities, including potential violations of the UNGC, may also involve ESG due diligence and engagement by the Investment Manager with the management of the company in circumstances where the expertise, research and information provided by various financial data providers appears to be outdated or incomplete. A positive outcome from proprietary ESG due diligence (i.e. demonstrating that data is outdated or complete) may result in inclusion of those companies in the Sub-Fund. The exact nature of the ESG due diligence undertaken by the Investment Manager will depend on the inconsistency in the data available to the Investment Manager which forms the basis of its decision to undertake such due diligence.

The EU Taxonomy sets out a "do not significant harm" principle by which Taxonomy-aligned investments should not significantly harm EU Taxonomy objectives and is accompanied by specific EU criteria.

The "do no significant harm" principle applies only to those investments underlying the financial product that take into account the EU criteria for environmentally sustainable economic activities. The investments underlying the remaining portion of this financial product do not take into account the EU criteria for environmentally sustainable economic activities.

Does this financial product consider principal adverse impacts on sustainability factors?

- Yes, the approach taken to consider Principal Adverse Impacts means that, among other things, HSBC will scrutinise companies' commitment to lower-carbon transition, adoption of sound human rights principles and employees' fair treatment, and implementation of rigorous supply chain management practices such as those aiming to alleviate child and forced labour. HSBC also pays attention to the robustness of corporate governance and political structures which include the level of board independence, respect of shareholders' rights, existence and implementation of rigorous



anti-corruption and bribery policies, as well as audit trails.

The Sub-Fund also considers the Principal Adverse Impacts that are listed below:

- Green house gas intensity of investee companies - Scope 1 & Scope 2
- Violation of UNGC principles and OECD Guidelines for Multinational Enterprises
- Share of investment involved in controversial weapons

How Principal Adverse Impacts were considered will be included in the Sub-Fund's year-end report and accounts.

No



What investment strategy does this financial product follow?

The Sub-Fund is actively managed and the investment strategy is implemented on a continuous basis through compliance and monitoring of the binding elements as listed below.

The optimised portfolio aims for a lower carbon intensity and a higher ESG score, calculated respectively as a weighted average of the carbon intensities and ESG scores of the Sub-Fund's investments, than the weighted average of the constituents of the Reference Performance Benchmark. The Reference Performance Benchmark will be used to measure the Sub-Fund's carbon intensity and ESG scores, but it has not been designated as a reference benchmark for the purpose of attaining the environmental and/or social characteristics of the Sub-Fund.

The Investment Manager uses a proprietary systematic investment process to create a portfolio which focus on risk premia offered by exposure to factors such as value, quality, momentum, low risk and size.

Following identification and ranking of the investment universe based on the above factors, the Investment Manager uses a HSBC proprietary systematic portfolio construction process to create an optimised portfolio.

In order to lower exposure to carbon intensive businesses and raise the Sub-Fund's ESG score, all holdings in the portfolio are assessed for their individual carbon intensity and ESG scores.

The Sub-Fund will not invest in equities and equity equivalent securities of companies with specified involvement in specific excluded activities ("Excluded Activities") unless they have gone through an ESG due diligence assessment.

The investment strategy guides investment decisions based on factors such as investment objectives and risk tolerance.

- **What are the binding elements of the investment strategy used to select the investments to attain each of the environmental or social characteristics promoted by this financial product?**

The binding elements of the investment strategy are as follows:

In order to lower exposure to carbon intensive businesses and raise the Sub-Fund's ESG score, all holdings in the portfolio are assessed for their individual carbon intensity and ESG scores. The Excluded Activities detailed below support the reduction of the carbon intensity of the portfolio (specifically the thermal coal exclusions) and the improvement of the ESG score against the benchmark (notably but not exclusively UNGC compliance) alongside the optimization of the portfolio which prioritises investments in companies that have lower carbon intensity scores and higher ESG scores.

The Sub-Fund will not invest in equities and equity equivalent securities of companies with specified involvement in specific excluded activities ("Excluded Activities").

These Excluded Activities and specified involvement are proprietary to HSBC and include,

but are not limited to:

- Banned Weapons - the Sub-Fund will not invest in issuers the Investment Manager considers to be involved in the development, production, use, maintenance, offering for sale, distribution, import or export, storage or transportation of banned weapons;
- Controversial Weapons - the Sub-Fund will not invest in issuers the Investment Manager considers to be involved in the production of controversial weapons or their key components. Controversial weapons include but are not limited to depleted uranium weapons and white phosphorous when used for military purposes;
- Thermal Coal (Expanders) - the Sub-Fund will not participate in IPOs by companies that HSBC considers to be engaged in the expansion of thermal coal production; Thermal Coal (Revenue threshold) - the Sub-Fund will not invest in issuers the Investment Manager considers to have more than 10% of revenue generated from thermal coal power generation or extraction and which, in the opinion of the Investment Manager, do not have a credible transition plan;
- Tobacco - the Sub-Fund will not invest in issuers the Investment Manager considers to be directly involved in the production of tobacco; and
- UNGC - the Sub-Fund will not invest in issuers that the Investment Manager considers to be non-compliant with the UNGC principles.

When assessing a company's carbon intensity, ESG scores, and the exclusions described above, the Investment Manager may rely on expertise, research and information provided by various financial data providers. The assessment of a company's exposure to any of the Excluded Activities may also involve ESG due diligence and engagement by the Investment Manager with the management of the company if further clarity is needed. A positive outcome from proprietary ESG due diligence may result in inclusion of those companies in the Sub-Fund.

The Excluded Activities are proprietary to HSBC and are subject to ongoing research and may change over time as new activities are identified. The exclusion or inclusion of an issuer in the Sub-Fund's investment universe is at the discretion of the Investment Manager.

Good governance

practices include sound management structures, employee relations, remuneration of staff and tax compliance

- **What is the committed minimum rate to reduce the scope of the investments considered prior to the application of that investment strategy?**

The Sub-Fund does not have a committed minimum rate to reduce the scope of investments.

- **What is the policy to assess good governance practices of the investee companies?**

Governance is a key pillar (the “G-pillar”) of the ESG process and the Investment Manager aims to improve the G pillar versus the Reference Performance Benchmark.

HSBC's Stewardship team meets with companies regularly to improve our understanding of their business and strategy, signal support or concerns the Investment Manager has with management actions and promote best practice. HSBC believes that good corporate governance ensures that companies are managed in line with the long-term interests of their investors.

**Asset allocation**

describes the share of investments in specific assets.

- **What is the asset allocation planned for this financial product?**

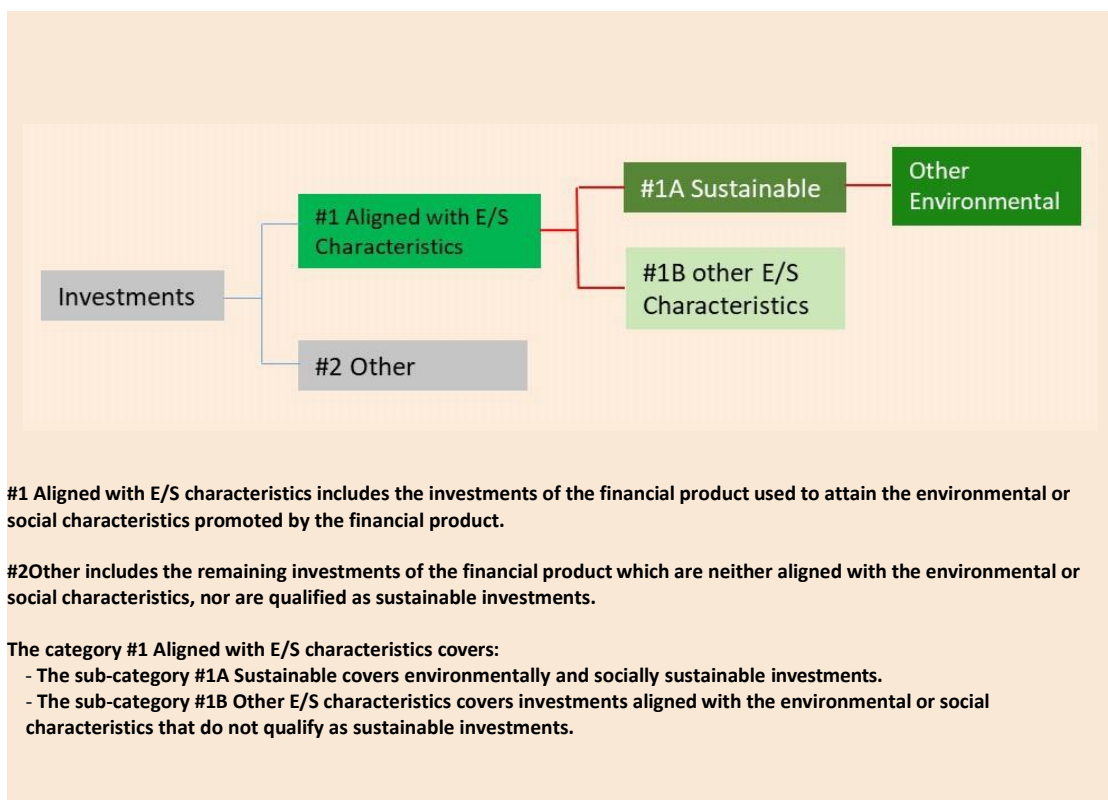
Specifically, in ordinary market conditions the Sub-Fund invests a minimum of 90% of net assets in equities (i.e., shares and, to a limited extent, real estate investment trusts) or equity equivalent securities (ADRs and GDRs) of companies incorporated in the developed markets of the EMU. ADR, GDR and non-voting depositary receipts may be used to achieve exposure to a stock or to a basket of stocks instead of using a physical security.

The Sub-Fund may also hold cash and money market instruments (including bills, commercial paper and certificates of deposits) for ancillary liquidity purposes. The Sub-Fund may also invest in the units or shares of CIS in order to achieve its investment objective. Financial Derivative Instruments (“FDI”) may be used for hedging and efficient portfolio management.

The Sub-Fund promotes Environmental/Social (E/S) characteristics and while it does not have as its objective a sustainable investment, it will have a minimum proportion of 10% of sustainable investments.

Taxonomy-aligned activities are expressed as a share of:

- **turnover** reflecting the share of revenue from green activities of investee companies
- **capital expenditure** (CapEx) showing the green investments made by investee companies, e.g. for a transition to a green economy.
- **operational expenditure** (OpEx) reflecting green operational activities of investee companies.



● **How does the use of derivatives attain the environmental or social characteristics promoted by the financial product?**

The Sub-Fund will not use FDI to attain the environmental or social characteristics of the Sub-Fund.



-To what minimum extent are sustainable investments with an environmental objective aligned with the EU Taxonomy?

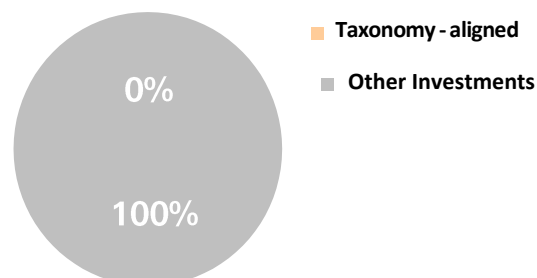
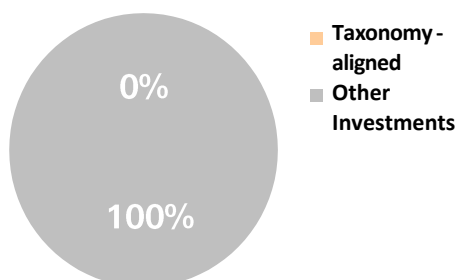
N/A. The Sub-Fund does not intend to commit to a minimum share of sustainable investments with an environmental objective that are aligned with the EU Taxonomy.

● **Does the financial product invest in fossil gas and/or nuclear energy related activities that comply with the EU Taxonomy?**

- Yes In fossil gas In nuclear energy
- No

1. Taxonomy -alignment of investments including sovereign bonds

2. Taxonomy -alignment of investments excluding sovereign bonds



Enabling activities directly enable other activities to make a substantial contribution to an environmental objective.

Transitional activities are activities for which low- carbon alternatives are not yet available and among others have greenhouse gas emission levels corresponding to the best performance.

- **What is the minimum share of investments in transitional and enabling activities?**
N/A. The Sub-Fund does not have a specific minimum share of transitioning and enabling activities.



What is the minimum share of sustainable investments with an environmental objective that are not aligned with the EU Taxonomy? N/A. The Sub-Fund does not intend to commit to a minimum share of sustainable investments with an environmental objective that are not aligned with the EU Taxonomy.



What is the minimum share of socially sustainable investments?
N/A. The Sub-Fund does not intend to commit to a minimum share of socially sustainable investments.



What investments are included under “#2 Other”, what is their purpose and are there any minimum environmental or social safeguards?

The Sub-Fund may also hold cash and money market instruments (including bills, commercial paper and certificates of deposits) for ancillary liquidity purposes. The Sub-Fund may also invest in the units or shares of CIS in order to achieve its investment objective. FDI may be used for hedging and efficient portfolio management.

There will be no minimum environmental and/or social safeguards in respect of these securities.



Reference benchmarks are indexes to measure whether the financial product attains the environmental or social characteristics that they promote.

Is a specific index designated as a reference benchmark to determine whether this financial product is aligned with the environmental and/or social characteristics that it promotes?


No

- **How is the reference benchmark continuously aligned with each of the environmental or social characteristics promoted by the financial product?**
N/A
- **How is the alignment of the investment strategy with the methodology of the index ensured on a continuous basis?**
N/A
- **How does the designated index differ from a relevant broad market index?**
N/A
- **Where can the methodology used for the calculation of the designated index be found?**
N/A



Where can I find more product specific information online?
More product-specific information can be found on the website:

More product-specific information can be found on the website:
www.assetmanagement.hsbc.com



PUBLIC