

HSBC UCITS Common Contractual Fund

ISLAMIC GLOBAL EQUITY INDEX FUND

Marketing communication | Monthly report 30 June 2025 | Share class D3CGBP

This product is based overseas and is not subject to UK sustainable investment labelling and disclosure requirements.



Investment objective

The Fund aims to achieve capital growth over the long term.



Investment strategy

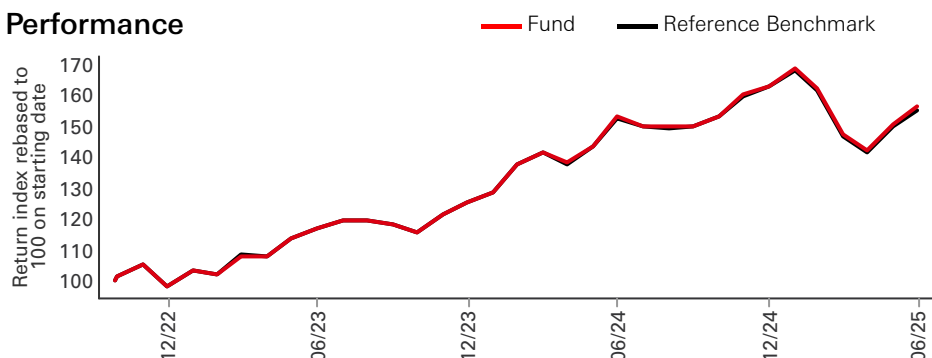
The Fund aims to track as closely as possible the performance of the Dow Jones Islamic Market Titans 100 Index (the Index). The Fund will invest in, or gain exposure to shares of companies which make up the Index. The Index is designed to measure the performance of the largest 100 companies traded globally that pass rule-based screens for adherence to Shariah Principles. The Index Universe comprises all constituent companies of the Dow Jones Islamic Market World Index. The Index excludes shares of companies that generate more than 5% of income or revenue from the business activities such as: alcohol, tobacco, pork-related products, conventional financial services, weapons and defences, certain entertainment. The Fund will be passively managed and will aim to invest in the shares of the companies in generally the same proportion as in the Index. The Fund will only invest in shares of companies that meet Shariah compliance principles as interpreted or approved by the Shariah Committee. The Fund may invest up to 10% of its assets in other funds and may hold cash. The Fund will not invest in funds that are themselves tax transparent vehicles. See the Prospectus for a full description of the investment objectives and derivative usage.



Main risks

- The value of investible securities can change over time due to a wide variety of factors, including but not limited to: political and economic news, government policy, changes in demographics, cultures and populations, natural or human-caused disasters etc.
- To the extent that the Fund seeks to replicate index performance by holding individual securities, there is no guarantee that its composition or performance will exactly match that of the target index at any given time ("tracking error").
- Derivatives may be used by the Fund, and these can behave unexpectedly. The pricing and volatility of many derivatives may diverge from strictly reflecting the pricing or volatility of their underlying reference(s), instrument or asset.

Performance



Share class details

Key metrics

| | |
|---------------------|------------------|
| NAV per share | GBP 15.59 |
| Performance 1 month | 3.75% |

Fund facts

| | |
|---------------------------------|---|
| UCITS V compliant | Yes |
| UK reporting fund status (UKRS) | Yes |
| ISA eligible | Yes |
| Dividend treatment | Accumulating |
| Dealing frequency | Daily |
| Valuation time | 17:00 Ireland |
| Share class base currency | GBP |
| Domicile | Ireland |
| Inception date | 27 October 2022 |
| Fund size | USD 6,260,696,527 |
| Reference benchmark | 100% Dow Jones Islamic Market Titans 100 Index |
| Managers | Nelson Gu |

Fees and expenses

| | |
|---|-----------------------|
| Minimum initial investment ¹ | USD 25,000,000 |
| Ongoing charge figure ² | 0.000% |

Codes

| | |
|------------------|---------------------|
| ISIN | IE000FBTQ920 |
| Bloomberg ticker | IMGD3CG ID |
| SEDOL | BNNPJZ0 |

¹Please note that initial minimum subscription may vary across different distributors

²Ongoing Charges Figure is based on expenses over a year. The figure includes annual management charge but not the transaction costs. Such figures may vary from time to time.

Past performance does not predict future returns. The figures are calculated in the share class base currency, dividend reinvested, net of fees.

This is a marketing communication. Please refer to the prospectus and to the KID before making any final investment decisions.

For definition of terms, please refer to the Glossary QR code and Prospectus.

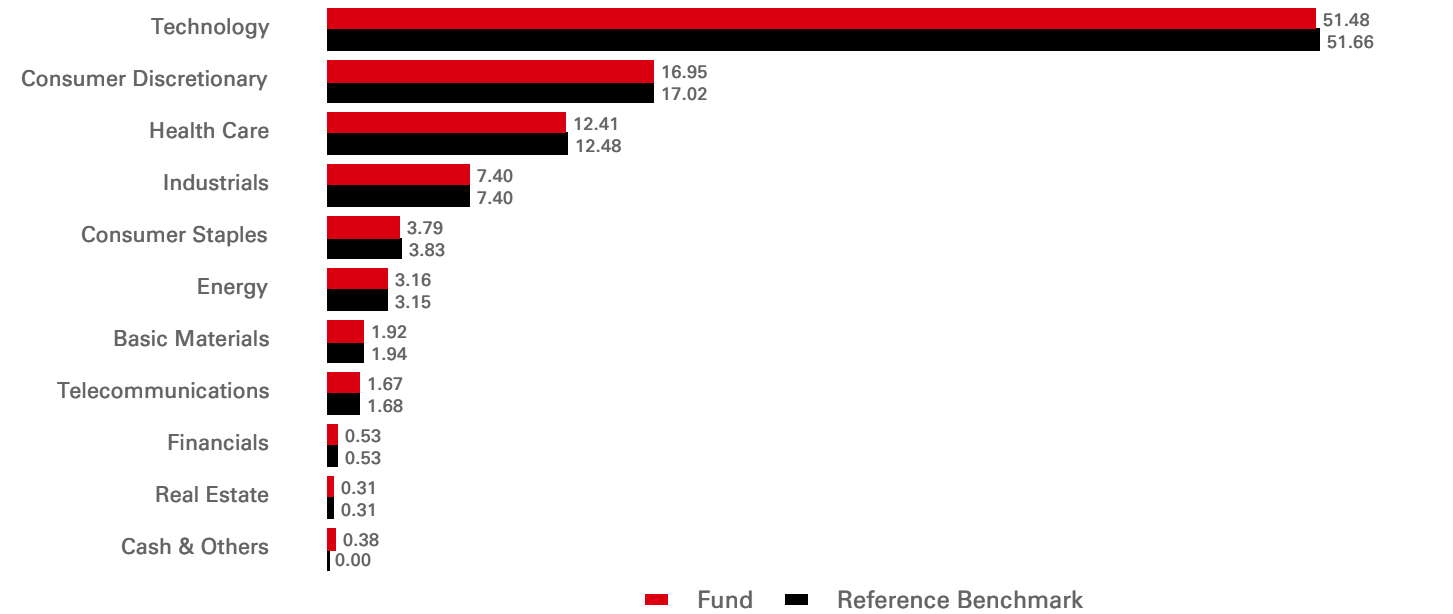
Source: HSBC Asset Management, data as at 30 June 2025

| Performance (%) | YTD | 1 month | 3 months | 6 months | 1 year | 3 years ann | 5 years ann | Since inception ann |
|---------------------|-------|---------|----------|----------|--------|-------------|-------------|---------------------|
| D3CGBP | -4.21 | 3.75 | 6.13 | -4.21 | 2.13 | -- | -- | 18.06 |
| Reference Benchmark | -4.43 | 3.71 | 5.99 | -4.43 | 1.79 | -- | -- | 17.85 |

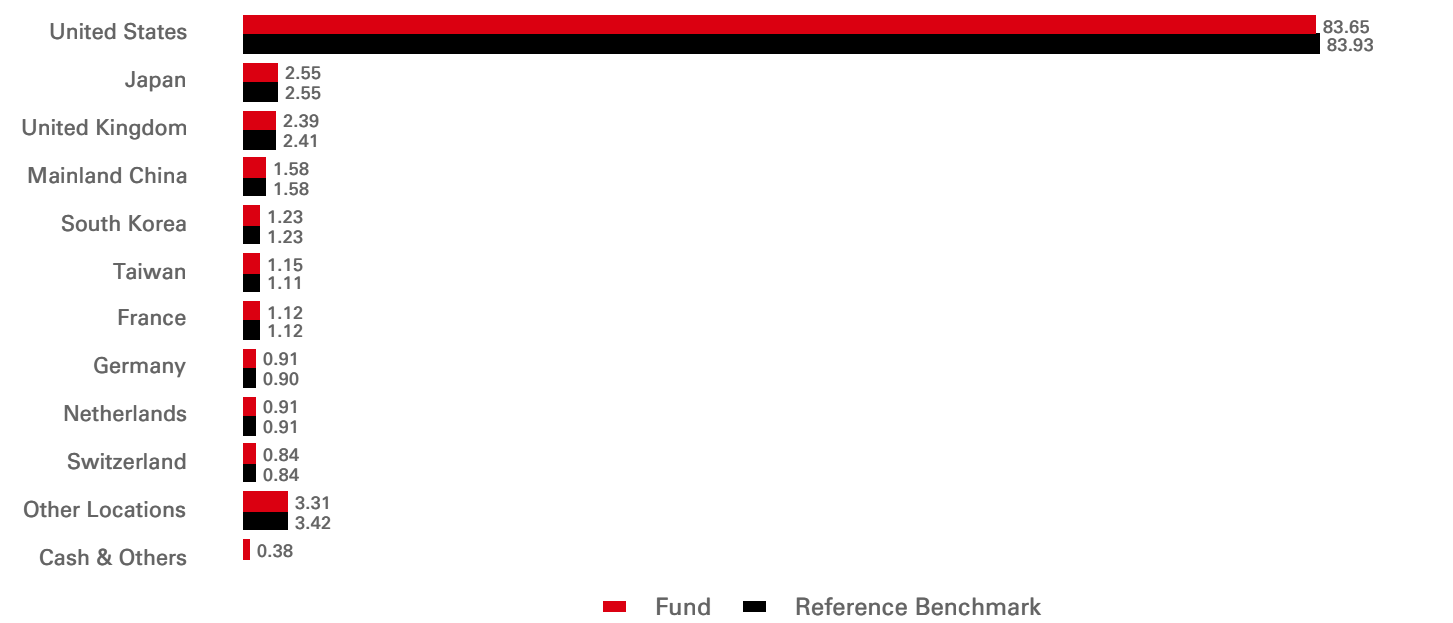
| Rolling performance (%) | 30/06/24-30/06/25 | 30/06/23-30/06/24 | 30/06/22-30/06/23 | 30/06/21-30/06/22 | 30/06/20-30/06/21 |
|-------------------------|-------------------|-------------------|-------------------|-------------------|-------------------|
| D3CGBP | 2.13 | 30.75 | -- | -- | -- |
| Reference Benchmark | 1.79 | 30.55 | -- | -- | -- |

| Equity characteristics | Fund | Reference Benchmark | 3-Year Risk Measures | D3CGBP | Reference Benchmark |
|------------------------------|-----------|---------------------|----------------------|--------|---------------------|
| No. of holdings ex cash | 99 | 100 | Volatility | -- | -- |
| Average market cap (USD Mil) | 1,442,700 | 1,441,496 | Information ratio | -- | -- |
| | | | Beta | -- | -- |

Sector allocation (%)



Geographical allocation (%)



| Top 10 holdings | Sector | Weight (%) |
|--------------------|------------------------|------------|
| NVIDIA Corp | Technology | 8.75 |
| Microsoft Corp | Technology | 8.34 |
| Apple Inc | Technology | 8.18 |
| Amazon.com Inc | Consumer Discretionary | 6.60 |
| Alphabet Inc | Technology | 5.93 |
| Meta Platforms Inc | Technology | 5.10 |
| Broadcom Inc | Technology | 4.13 |
| Tesla Inc | Consumer Discretionary | 2.82 |
| Visa Inc | Industrials | 1.94 |
| Eli Lilly & Co | Health Care | 1.94 |

Risk disclosures

- Investment Leverage occurs when the economic exposure is greater than the amount invested, such as when derivatives are used. A Fund that employs leverage may experience greater gains and/or losses due to the amplification effect from a movement in the price of the reference source.
- Where overseas investments are held the rate of currency exchange may cause the value of such investments to go down as well as up.
- Further information on the potential risks can be found in the Key Information Document (KID) and/or the Prospectus or Offering Memorandum.

Index disclaimer

The Dow Jones - Islamic Titans 100 Index is a product of S&P Dow Jones Indices LLC ("SPDJI"), and has been licensed for use by HSBC Asset Management. Standard & Poor's® and S&P® are registered trademarks of Standard & Poor's Financial Services LLC ("S&P"); Dow Jones® is a registered trademark of Dow Jones Trademark Holdings LLC ("Dow Jones"); and these trademarks have been licensed for use by SPDJI and sublicensed for certain purposes by HSBC Asset Management. HSBC Asset Management's [Fund Name] is not sponsored, endorsed, sold or promoted by SPDJI, Dow Jones, S&P, their respective affiliates, and none of such parties make any representation regarding the advisability of investing in such product(s) nor do they have any liability for any errors, omissions, or interruptions of the Dow Jones - Islamic Titans 100 Index.

Important information

The material contained herein is for marketing purposes and is for your information only. This document is not contractually binding nor are we required to provide this to you by any legislative provision. It does not constitute legal, tax or investment advice or a recommendation to any reader of this material to buy or sell investments. You must not, therefore, rely on the content of this document when making any investment decisions.

This material is not intended for distribution to or use by any person or entity in any jurisdiction or country where such distribution or use would be contrary to law or regulation. This material is not and should not be construed as an offer to sell or the solicitation of an offer to purchase or subscribe to any investment.

Any views expressed were held at the time of preparation and are subject to change without notice. While any forecast, projection or target where provided is indicative only and not guaranteed in any way. HSBC Global Asset Management (UK) Limited accepts no liability for any failure to meet such forecast, projection or target.

To help improve our service and in the interests of security we may record and/or monitor your communication with us. HSBC Global Asset Management (UK) Limited provides information to Institutions, Professional Advisers and their clients on the investment products and services of the HSBC Group.

Approved for issue in the UK by HSBC Global Asset Management (UK) Limited, who are authorised and regulated by the Financial Conduct Authority.

www.assetmanagement.hsbc.co.uk

Copyright © HSBC Global Asset Management (UK) Limited 2025. All rights reserved.

Further Information can be found in the prospectus and in our Key Investor Information Documents published in our Fund Centre at www.assetmanagement.hsbc.co.uk

Term: The management company cannot terminate the Fund unilaterally. The Board of Directors may furthermore decide to liquidate the Fund in certain circumstances set out in the prospectus and articles of incorporation of the Fund. Further additional and complete information (including but not limited to) investor rights, costs and charges, please refer to the prospectus.

Source: HSBC Asset Management, data as at 30 June 2025

Follow us on:



For more information please contact us at E-mail:
Wholesale.clientservices@hsbc.com.
www.assetmanagement.hsbc.com/uk
To help improve our service and in the interests of security we may record and/ or monitor your communication with us.

Glossary



www.assetmanagement.hsbc.co.uk/en/api/v1/download/document/gb00b80qq615/gb/en/glossary