

HSBC ETFs PLC

HSBC PLUS World Equity Income Quant Active UCITS ETF

Marketing communication | Monthly report 28 February 2026 | HOWD LN | USD Dist

This product is based overseas and is not subject to UK sustainable investment labelling and disclosure requirements.



Investment objective

The Fund aims to invest for dividend yield and provide long-term capital growth.



Investment strategy

The Fund usually invests a minimum of 90% of net assets in shares of companies incorporated in developed markets or those that earn the majority of their revenue from developed markets. The Fund may invest in securities similar to share including American Depositary Receipts, Global Depositary Receipts and Non-Voting Depositary Receipts which are issued by a bank or trust company evidencing ownership of shares of a non-US issuer and are alternatives to directly purchasing the underlying securities. The Fund may invest up to 10% of its assets in other funds, including HSBC funds.

The Investment Manager applies quantitative investment process to the Investment Universe which is designed to maximise the exposure to shares which have the most attractive income and quality characteristics whilst minimising the portfolio's risk profile through the application of a series of constraints established relative to the reference benchmark, such as, sector, country and stock weights. The Fund is an actively managed and has been categorised as an Article 6 fund for the purpose of the SFDR. See the Prospectus for a full description of the investment objectives and derivative usage.



Main risks

- Derivatives may be used by the Fund, and these can behave unexpectedly. The pricing and volatility of many derivatives may diverge from strictly reflecting the pricing or volatility of their underlying reference(s), instrument or asset.
- Investment Leverage occurs when the economic exposure is greater than the amount invested, such as when derivatives are used. A Fund that employs leverage may experience greater gains and/or losses due to the amplification effect from a movement in the price of the reference source.

Share class details

Key metrics

NAV per share **USD 11.94**

Fund facts

UCITS V compliant **Yes**

UK reporting fund status (UKRS) **Yes**

ISA eligible **Yes**

Dividend treatment **Distributing**

Distribution frequency **Quarterly**

Dividend ex-date **29 January 2026**

Dividend yield¹ **0.87%**

Last paid dividend **0.044900**

Dividend currency **USD**

Fund base currency **USD**

Share class base currency **USD**

Domicile **Ireland**

Inception date **3 June 2025**

Shares outstanding **12,816,517**

Fund size **USD 153,141,478**

Reference benchmark **100% MSCI World Index**

Investment strategy method **Smart-Beta**

SIPP eligible **Yes**

Issuer **HSBC ETFs PLC**

Listing date **5 June 2025**

Fees and expenses

Ongoing charge figure² **0.250%**

Codes

ISIN **IE000KL402Z8**

SEDOL **BN72RN1**

¹Dividend Yield: represents the ratio of distributed income over the last 12 months to the fund's current Net Asset Value.

²Ongoing Charges Figure is an estimate as the share class has not been priced for a full financial year.

Past performance does not predict future returns. The figures are calculated in the share class base currency, dividend reinvested, net of fees.

This is a marketing communication. Please refer to the prospectus and to the KID before making any final investment decisions.

For definition of terms, please refer to the Glossary QR code and Prospectus.

Performance figures will only be published once the share class has achieved a twelve months track record.

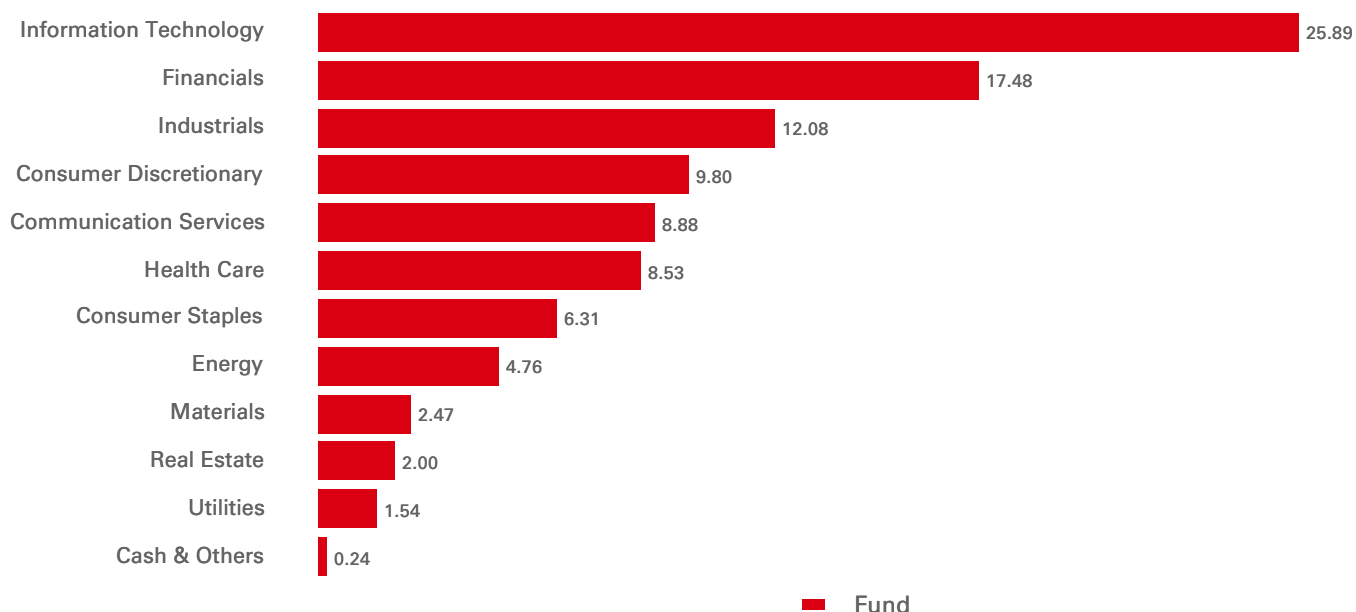
Source: HSBC Asset Management, data as at 28 February 2026

Performance (%)	YTD	1 month	3 months	6 months	1 year	3 years ann	5 years ann	Since inception
Fund	--	--	--	--	--	--	--	--
Reference Benchmark	--	--	--	--	--	--	--	--


Rolling performance (%)	28/02/25-28/02/26	29/02/24-28/02/25	28/02/23-29/02/24	28/02/22-28/02/23	28/02/21-28/02/22
Fund	--	--	--	--	--
Reference Benchmark	--	--	--	--	--

Equity characteristics	Fund	Reference Benchmark	Benchmark information
No. of holdings ex cash	306	1,323	Index name 100% MSCI World Index
Average market cap (USD Mil)	769,721	828,925	Index currency USD
Price/earning ratio	18.76	21.77	Benchmark type Total Return

Sector allocation (%)




Geographical allocation (%)



Top 10 holdings	Location	Sector	Weight (%)
NVIDIA Corp	United States	Information Technology	5.43
Apple Inc	United States	Information Technology	4.07
Alphabet Inc	United States	Communication Services	3.35
Microsoft Corp	United States	Information Technology	3.30
Meta Platforms Inc	United States	Communication Services	1.93
Amazon.com Inc	United States	Consumer Discretionary	1.88
Broadcom Inc	United States	Information Technology	1.50
Tesla Inc	United States	Consumer Discretionary	1.10
Cisco Systems Inc	United States	Information Technology	0.90
Mastercard Inc	United States	Financials	0.87

Exchange name	Listing date	Trading currency	Trading hours	Bloomberg ticker	Reuters RIC	iNAV Bloomberg	iNAV Reuters
LONDON STOCK EXCHANGE	05 Jun 2025	USD	--	HQWD LN	HQWD.L	HQWDUSIV	HQWDUSDINA V=SOLA
BORSA ITALIANA SPA	09 Jul 2025	USD	--	HQIW IM	HQIW.MI	HQIWEUIV	HQIWEURINAV =SOLA
DEUTSCHE BOERSE AG-XETRA		USD	--	--	--	--	--
LONDON STOCK EXCHANGE	05 Jun 2025	GBP	--	HQIW LN	HQIW.L	HQIWGBIV	HQIWGBPNAV =SOLA
BORSA ITALIANA SPA	09 Jul 2025	EUR	--	HQIW IM	HQIW.MI	HQIWEUIV	HQIWEURINAV =SOLA
DEUTSCHE BOERSE AG-XETRA	17 Jun 2025	EUR	--	H415 GY	H415.DE	HQIWEUIV	HQIWEURINAV =SOLA

Follow us on:



E-mail: etf.client.services@hsbc.com
Website: www.etf.hsbc.com
For more information please contact us
at E-mail:
Wholesale.clientservices@hsbc.com.
www.assetmanagement.hsbc.com/uk
To help improve our service and in the
interests of security we may record and/
or monitor your communication with us.

Glossary



[www.assetmanagement.hsbc.co.uk/en/
api/v1/download/document/
gb00b80qg615/gb/en/glossary](http://www.assetmanagement.hsbc.co.uk/en/api/v1/download/document/gb00b80qg615/gb/en/glossary)

Index disclaimer

Source: MSCI. The MSCI information may only be used for your internal use, may not be reproduced or disseminated in any form and may not be used as a basis for or a component of any financial instruments or products or indices. None of the MSCI information is intended to constitute investment advice or a recommendation to make (or refrain from making) any kind of investment decision and may not be relied on as such. Historical data and analysis should not be taken as an indication or guarantee of any future performance analysis, forecast or prediction. The MSCI information is provided on an "as is" basis and the user of this information assumes the entire risk of any use made of this information. MSCI, each of its affiliates and each other person involved in or related to compiling, computing or creating any MSCI information (collectively, the "MSCI Parties") expressly disclaims all warranties (including, without limitation, any warranties of originality, accuracy, completeness, timeliness, non-infringement, merchantability and fitness for a particular purpose) with respect to this information. Without limiting any of the foregoing, in no event shall any MSCI Party have any liability for any direct, indirect, special, incidental, punitive, consequential (including, without limitation, lost profits) or any other damages. (www.msci.com)

Source: HSBC Asset Management, data as at 28 February 2026

Important information

The material contained herein is for marketing purposes and is for your information only. This document is not contractually binding nor are we required to provide this to you by any legislative provision. It does not constitute legal, tax or investment advice or a recommendation to any reader of this material to buy or sell investments. You must not, therefore, rely on the content of this document when making any investment decisions.

This material is not intended for distribution to or use by any person or entity in any jurisdiction or country where such distribution or use would be contrary to law or regulation. This material is not and should not be construed as an offer to sell or the solicitation of an offer to purchase or subscribe to any investment.

Any views expressed were held at the time of preparation and are subject to change without notice. While any forecast, projection or target where provided is indicative only and not guaranteed in any way. HSBC Global Asset Management (UK) Limited accepts no liability for any failure to meet such forecast, projection or target.

This fund is a sub-fund of HSBC ETFs plc ("the Company"), an investment company with variable capital and segregated liability between sub-funds, incorporated in Ireland as a public limited company, and is authorised by the Central Bank of Ireland. The company is constituted as an umbrella fund, with segregated liability between sub-funds. Shares purchased on the secondary market cannot usually be sold directly back to the Company.

Investors must buy and sell shares on the secondary market with the assistance of an intermediary (e.g. a stockbroker) and may incur fees for doing so. In addition, investors may pay more than the current Net Asset Value per share when buying shares and may receive less than the current Net Asset Value per Share when selling them. UK based investors in HSBC ETFs plc are advised that they may not be afforded some of the protections conveyed by the Financial Services and Markets Act (2000), ("the Act"). The Company is recognised in the United Kingdom by the Financial Conduct Authority under section 264 of the Act. The shares in HSBC ETFs plc have not been and will not be offered for sale or sold in the United States of America, its territories or possessions and all areas subject to its jurisdiction, or to United States Persons. Affiliated companies of HSBC Global Asset Management (UK) Limited may make markets in HSBC ETFs plc. All applications are made on the basis of the current HSBC ETFs plc Prospectus, relevant Key Investor Information Document ("KIID"), Supplementary Information Document (SID) and Fund supplement, and most recent annual and semi-annual reports, which can be obtained upon request free of charge from HSBC Global Asset Management (UK) Limited, 8 Canada Square, Canary Wharf, London, E14 5HQ. UK, or from a stockbroker or financial adviser.

Investors and potential investors should read and note the risk warnings in the prospectus, relevant KIID and Fund supplement (where available) and additionally, in the case of retail clients, the information contained in the supporting SID.

Further information about the Company including the Prospectus, the most recent annual and semi-annual reports of the Company and the latest share prices, may be obtained free of charge, in English, from the Administrator by emailing ifsinvestorqueries@hsbc.com, or by visiting www.etf.hsbc.com. Details of the underlying investments of the fund are available on www.etf.hsbc.com.

The most recent Prospectus is available in English, German and French. Key Investor Information Document (KIID) are available in the local language where they are registered.

The indicative intra-day net asset value of the fund is available on at least one major market data vendor terminal such as Bloomberg, as well as on a wide range of websites that display stock market data, including www.reuters.com.

To help improve our service and in the interests of security we may record and/or monitor your communication with us. HSBC Global Asset Management (UK) Limited provides information to Institutions, Professional Advisers and their clients on the investment products and services of the HSBC Group.

Approved for issue in the UK by HSBC Global Asset Management (UK) Limited, who are authorised and regulated by the Financial Conduct Authority. www.assetmanagement.hsbc.co.uk

Copyright © HSBC Global Asset Management (UK) Limited 2026. All rights reserved.

Further Information can be found in the prospectus and in our Key Investor Information Documents published in our Fund Centre at www.assetmanagement.hsbc.co.uk