

HSBC Global Funds ICAV

Global Aggregate Bond ESG UCITS ETF

Marketing communication | Monthly report 30 November 2025 | Share class S6CHCHF

This product is based overseas and is not subject to UK sustainable investment labelling and disclosure requirements.



Investment objective

The Fund aims to provide regular income and capital growth.



Investment strategy

The Fund tracks as closely as possible the performance of the Bloomberg MSCI Global Aggregate SRI Carbon ESG-Weighted Select Index (the Index), while minimising the tracking error between the Fund's performance and that of the Index, while promoting environmental, social and governance (ESG) characteristics within the meaning of Article 8 of SFDR. The Index measures the performance of global investment grade debt from twenty-eight local currency markets, across three groups of bonds: government bonds, credit and securitised. The Index removes securities of the credit bucket based on sustainability exclusionary criteria and then applies a screen using MSCI ESG ratings. The Index seeks to achieve a reduction in carbon emissions and an improvement of the MSCI ESG rating against that of the Bloomberg Global Aggregate Index (the Parent Index). The Fund will invest in government, government-related entities and supranational bonds (developed and emerging Markets); corporate investment grade bonds, corporate emerging market bonds, asset backed securities, mortgage-backed securities, commercial mortgage-backed securities and covered bonds all of which are Index constituents. The Fund is passively managed and will utilise an investment technique called optimisation. The Fund will not invest more than 10% in other funds. See the Prospectus for a full description of the investment objectives and derivative usage.



Main risks

- The Fund may invest in Emerging Markets, these markets are less established, and often more volatile, than developed markets and involve higher risks, particularly market, liquidity and currency risks.
- To the extent that the Fund seeks to replicate index performance by holding individual securities, there is no guarantee that its composition or performance will exactly match that of the target index at any given time ("tracking error").
- Derivatives may be used by the Fund, and these can behave unexpectedly. The pricing and volatility of many derivatives may diverge from strictly reflecting the pricing or volatility of their underlying reference(s), instrument or asset.

Share class details

Key metrics

NAV per share	CHF 9.93
Performance 1 month	-0.26%
Yield to maturity	3.40%

Fund facts

UCITS V compliant	Yes
UK reporting fund status (UKRS)	Yes
ISA eligible	Yes
Dividend treatment	Accumulating
Dealing frequency	Daily
Valuation time	23:00 Ireland
Share class base currency	CHF
Domicile	Ireland
Inception date	26 November 2024
Fund size	USD 53,618,494
Managers	Amrita Chauhan Sanyal Derya Hitchcock Sebastien Faucher

Fees and expenses

Minimum initial investment ¹	USD 100,000,000
Ongoing charge figure ²	0.080%

Codes

ISIN	IE000L5V7MP4
Bloomberg ticker	HGABESC ID
SEDOL	BSB7PM2

¹Please note that initial minimum subscription may vary across different distributors

²Ongoing Charges Figure is an estimate due to a change of fee structure.

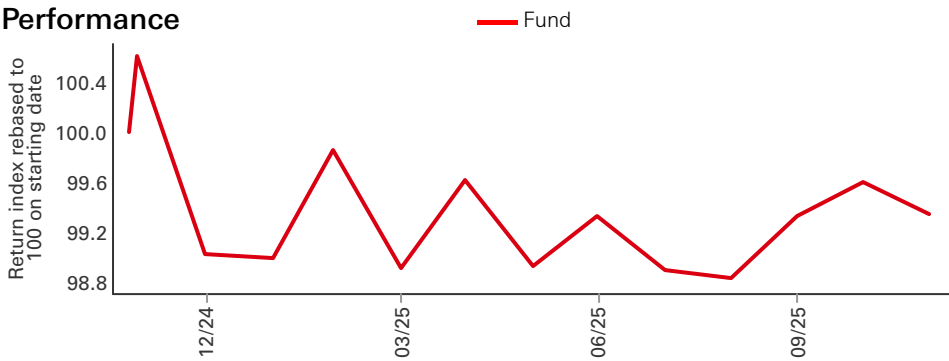
Past performance does not predict future returns. The figures are calculated in the share class base currency, dividend reinvested, net of fees.

This is a marketing communication. Please refer to the prospectus and to the KID before making any final investment decisions.

For definition of terms, please refer to the Glossary QR code and Prospectus.

Source: HSBC Asset Management, data as at 30 November 2025

Performance



Performance (%)	YTD	1 month	3 months	6 months	1 year	3 years ann	5 years ann	Since inception ann
S6CHCHF	0.32	-0.26	0.51	0.42	-1.26	--	--	-0.65

Rolling performance (%)	30/11/24-30/11/25	30/11/23-30/11/24	30/11/22-30/11/23	30/11/21-30/11/22	30/11/20-30/11/21
S6CHCHF	-1.26	--	--	--	--

3-Year Risk Measures	S6CHCHF	Reference Benchmark	5-Year Risk Measures	S6CHCHF	Reference Benchmark
Volatility	--	--	Volatility	--	--
Sharpe ratio	--	--	Sharpe ratio	--	--

Fixed Income Characteristics	Fund	Reference Benchmark	Relative
No. of holdings ex cash	668	21,615	--
Average coupon rate	3.45	2.90	0.55
Yield to worst	3.39%	3.41%	-0.02%
Option adjusted duration	6.56	6.47	0.09
Modified duration to worst	6.87	6.17	0.70
Option adjusted spread duration	6.37	6.32	0.05
Average maturity	8.36	8.09	0.27
Average Credit Quality	AA/AA-	AA/AA-	--

Credit rating (%)	Fund	Reference Benchmark	Relative
AAA	37.73	26.07	11.66
AA	27.70	36.83	-9.12
A	25.84	25.16	0.68
BBB	9.90	11.94	-2.05
BB	--	0.00	0.00
Cash	-1.17	--	-1.17

Maturity Breakdown (Option adjusted duration)	Fund	Reference Benchmark	Relative
0-2 years	0.21	0.17	0.05
2-5 years	1.05	1.03	0.03
5-10 years	2.33	2.21	0.12
10+ years	2.97	3.07	-0.10
Total	6.56	6.47	0.09

Sustainability indicators	Fund	Reference benchmark
Carbon emissions intensity	24.05	182.42

Carbon emissions intensity - Carbon Intensity measures the quantity of carbon emission of a company (tonnes CO²e/USD million revenue)
 Source: S&P Global Trucost

MSCI ESG Score	ESG score	E	S	G
Fund	6.9	6.4	6.9	6.7
Reference benchmark	5.9	5.6	6.5	6.2

The MSCI ESG Key Issue Score is the numerical, weighted average of MSCI's E, S, and G pillar scores. A higher number indicates a more favourable ESG profile in the view of MSCI.

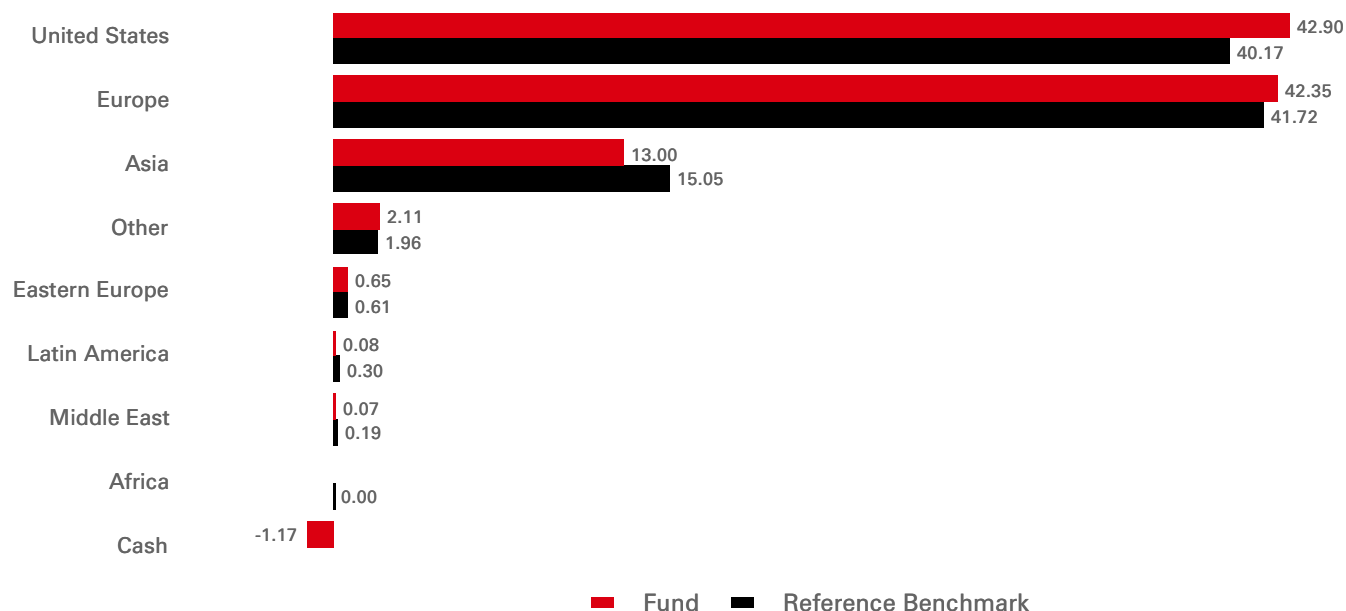
The weighted averages of the Key Issue Scores are aggregated and companies' scores are normalized by their industries. After any overrides are factored in, each company's Final Industry-Adjusted Score corresponds to a rating.

For more information, see MSCI ESG Ratings Methodology @ <https://www.msci.com/esg-and-climate-methodologies>

Duration by currency bloc (Option adjusted duration)	Fund	Reference Benchmark	Relative
Dollar	2.83	2.67	0.16
Europe ex UK	2.37	2.38	-0.01
Japan	0.71	0.73	-0.01
UK	0.45	0.45	0.00
EM Local Currency	0.20	0.23	-0.04
Total	6.56	6.47	0.09

Currency Allocation (%)	Fund	Reference Benchmark	Relative
USD	100.39	100.00	0.39
EUR	0.06	0.00	0.06
CAD	0.03	0.00	0.03
CHF	0.01	0.00	0.01
KRW	0.01	0.00	0.01
AUD	0.00	0.00	0.00
PLN	0.00	0.00	0.00
HUF	0.00	0.00	0.00
ILS	0.00	0.00	0.00
IDR	0.00	0.00	0.00
Other Currencies	-0.51	0.00	-0.51

Geographical allocation (%)



Sector allocation (%)	Fund	Reference Benchmark	Relative
Treasuries	55.87	54.11	1.76
Corp Fin	11.62	11.62	-0.01
US Agency MBS	10.84	10.04	0.79
Corp Non-Fin	9.89	10.16	-0.28
Supra/Agencies	9.21	9.38	-0.17
Collateralised	3.75	4.69	-0.94
Cash	-1.17	--	-1.17

Top 10 holdings	Weight (%)
FNCL 6.5 12/25 6.500	1.54
FNCL 2 12/25 2.000	0.92
FNCL 2.5 12/25 2.500	0.88
FNCL 3 12/25 3.000	0.72
FNCI 2 12/25 2.000	0.72
FNCL 3.5 12/25 3.500	0.62
FNCL 4 12/25 4.000	0.57
HSBC HOLDINGS 5.240 13/05/31	0.55
FNCI 2.5 12/25 2.500	0.54
US TREASURY N/B 4.250 15/03/27	0.54

Risk disclosures

- Investment Leverage occurs when the economic exposure is greater than the amount invested, such as when derivatives are used. A Fund that employs leverage may experience greater gains and/or losses due to the amplification effect from a movement in the price of the reference source.
- Further information on the potential risks can be found in the Key Information Document (KID) and/or the Prospectus or Offering Memorandum.

Index disclaimer

Bloomberg® is a trademark and service mark of Bloomberg Finance L.P. (collectively with its affiliates, "Bloomberg"). Barclays® is a trademark and service mark of Barclays Bank Plc (collectively with its affiliates, "Barclays"), used under license. Bloomberg or Bloomberg's licensors, including Barclays, own all proprietary rights in the Bloomberg Barclays Indices. Neither Bloomberg nor Barclays approve or endorse this material, or guarantees the accuracy or completeness of any information herein, or makes any warranty, express or implied, as to the results to be obtained therefrom and, to the maximum extent allowed by law, neither shall have any liability or responsibility for injury or damages arising in connection therewith.

Important information

The material contained herein is for marketing purposes and is for your information only. This document is not contractually binding nor are we required to provide this to you by any legislative provision. It does not constitute legal, tax or investment advice or a recommendation to any reader of this material to buy or sell investments. You must not, therefore, rely on the content of this document when making any investment decisions.

This material is not intended for distribution to or use by any person or entity in any jurisdiction or country where such distribution or use would be contrary to law or regulation. This material is not and should not be construed as an offer to sell or the solicitation of an offer to purchase or subscribe to any investment.

Any views expressed were held at the time of preparation and are subject to change without notice. While any forecast, projection or target where provided is indicative only and not guaranteed in any way. HSBC Global Asset Management (UK) Limited accepts no liability for any failure to meet such forecast, projection or target.

Further information about the UCITS including the Prospectus, the most recent annual and semi-annual reports of the UCITS and the latest prices of shares, may be obtained free of charge, in English, from the Administrator by emailing ifsinvestorqueries@hsbc.com, or by visiting www.global.assetmanagement.hsbc.com. The Prospectus, annual and semi-annual reports are prepared for the entire UCITS.

The most recent Prospectus is available in English and French. Key Investor Information Document (KID) are available in the local language where they are registered.

To help improve our service and in the interests of security we may record and/or monitor your communication with us. HSBC Global Asset Management (UK) Limited provides information to Institutions, Professional Advisers and their clients on the investment products and services of the HSBC Group.

Approved for issue in the UK by HSBC Global Asset Management (UK) Limited, who are authorised and regulated by the Financial Conduct Authority.

www.assetmanagement.hsbc.co.uk

Copyright © HSBC Global Asset Management (UK) Limited 2025. All rights reserved.


Further Information can be found in the prospectus and in our Key Investor Information Documents published in our Fund Centre at www.assetmanagement.hsbc.co.uk

Term: The management company cannot terminate the Fund unilaterally. The Board of Directors may furthermore decide to liquidate the Fund in certain circumstances set out in the prospectus and articles of incorporation of the Fund. Further additional and complete information (including but not limited to) investor rights, costs and charges, please refer to the prospectus.

Detailed information for article 8 and 9 sustainable investment products, as categorised under the Sustainable Finance Disclosure Regulation (SFDR), including; description of the environmental or social characteristics or the sustainable investment objective; methodologies used to assess, measure and monitor the environmental or social characteristics and the impact of the selected sustainable investments and; objectives and benchmark information, can be found at: <https://www.assetmanagement.hsbc.co.uk/en/intermediary/investment-expertise/sustainable-investments/sustainable-investment-product-offering>

Source: HSBC Asset Management, data as at 30 November 2025

Follow us on:



For more information please contact us at E-mail:

Wholesale.clientservices@hsbc.com.

www.assetmanagement.hsbc.com/uk

To help improve our service and in the interests of security we may record and/or monitor your communication with us.

Glossary



www.assetmanagement.hsbc.co.uk/en/api/v1/download/document/gb00b80qg615/gb/en/glossary