

HSBC Global Funds ICAV

GLOBAL ESG GOVERNMENT BOND UCITS ETF

Marketing communication | Monthly report 31 May 2025 | Share class ZQHCHF

This product is based overseas and is not subject to UK sustainable investment labelling and disclosure requirements.



Investment objective

The Fund aims to provide regular income and capital growth by tracking as closely as possible the performance of the Bloomberg MSCI Global Treasury ESG Weighted Bond Index (total return hedged to USD) (the Index) and to promote environmental, social and governance (ESG) characteristics.



Investment strategy

The Index is comprised of investment grade government bonds (and other similar securities). The currency of the Index is US dollars (USD) and returns are hedged into USD. The Index includes fixed-rate taxable securities issued by treasury issuers. The Fund is passively managed and invests in bonds issued by governments, government-related entities and supranational entities based in developed and emerging markets. The Fund uses an investment technique called optimisation, which seeks to minimise the difference in return between the Fund and the Index. The Fund will not necessarily invest in every Index constituent and may invest in assets outside of the Index, such as: bonds with a credit rating of Ba1, BB+ and below; as well as cash, money market instruments and funds. The credit ratings of the Fund's underlying investments are expected to be at least investment grade. The Fund's primary currency exposure is to USD. See the Prospectus for a full description of the investment objectives and derivative usage.



Main risks

- The Fund invests in bonds whose value generally falls when interest rates rise. This risk is typically greater the longer the maturity of a bond investment and the higher its credit quality. The issuers of certain bonds, could become unwilling or unable to make payments on their bonds and default. Bonds that are in default may become hard to sell or worthless.
- The Fund may invest in Emerging Markets, these markets are less established, and often more volatile, than developed markets and involve higher risks, particularly market, liquidity and currency risks.
- To the extent that the Fund seeks to replicate index performance by holding individual securities, there is no guarantee that its composition or performance will exactly match that of the target index at any given time ("tracking error").

Share class details

Key metrics

NAV per share	CHF 9.22
Performance 1 month	-0.93%
Yield to maturity	2.90%

Fund facts

UCITS V compliant	Yes
UK reporting fund status (UKRS)	Yes
ISA eligible	Yes
Dividend treatment	Distributing
Distribution frequency	Quarterly
Dividend ex-date	24 April 2025
Dividend yield ¹	2.66%
Last paid dividend	0.062031
Dealing frequency	Daily
Valuation time	23:00 Ireland
Share class base currency	CHF
Domicile	Ireland
Inception date	22 September 2022
Fund size	USD 440,914,903
Managers	Amrita Chauhan Sanyal Sebastien Faucher

Fees and expenses

Minimum initial investment ²	USD 1,000,000
Ongoing charge figure ³	0.120%

Codes

ISIN	IE000MIM86H7
Bloomberg ticker	HSGSGZC ID
SEDOL	BLH03B1

¹Dividend Yield: represents the ratio of distributed income over the last 12 months to the fund's current Net Asset Value.

²Please note that initial minimum subscription may vary across different distributors

³Ongoing Charges Figure is an estimate due to a change of fee structure.

Past performance does not predict future returns. The figures are calculated in the share class base currency, dividend reinvested, net of fees.

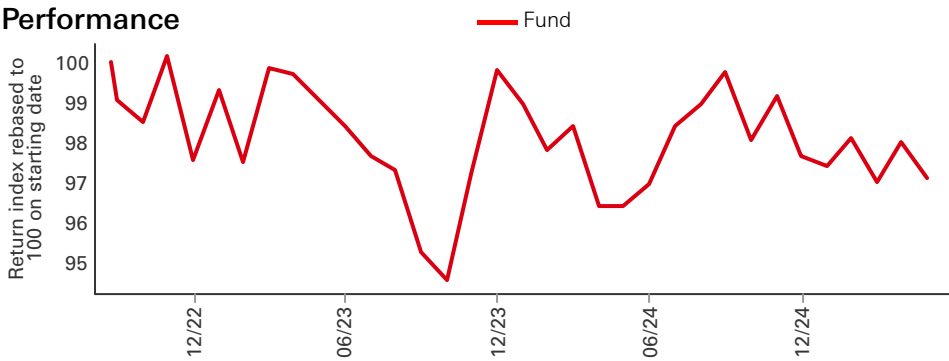
This is a marketing communication. Please refer to the prospectus and to the KID before making any final investment decisions.

For definition of terms, please refer to the Glossary QR code and Prospectus.

Prior to 30/04/2025 the fund name was HSBC GLOBAL FUNDS ICAV - GLOBAL SUSTAINABLE GOVERNMENT BOND UCITS ETF

Source: HSBC Asset Management, data as at 31 May 2025

Performance



Performance (%)	YTD	1 month	3 months	6 months	1 year	3 years ann	5 years ann	Since inception ann
ZQHCHF	-0.56	-0.93	-1.01	-2.07	0.73	--	--	-1.09

Rolling performance (%)	31/05/24-31/05/25	31/05/23-31/05/24	31/05/22-31/05/23	31/05/21-31/05/22	31/05/20-31/05/21
ZQHCHF	0.73	-2.69	--	--	--

3-Year Risk Measures	ZQHCHF	Reference Benchmark	5-Year Risk Measures	ZQHCHF	Reference Benchmark
Volatility	--	--	Volatility	--	--
Sharpe ratio	--	--	Sharpe ratio	--	--

Fixed Income Characteristics	Fund	Reference Benchmark	Relative
No. of holdings ex cash	605	1,894	--
Average coupon rate	2.09	2.29	-0.20
Yield to worst	2.90%	2.91%	-0.01%
Option adjusted duration	7.52	7.51	0.01
Modified duration to worst	7.06	7.08	-0.01
Option adjusted spread duration	7.35	7.34	0.01
Average maturity	9.08	9.17	-0.09
Average Credit Quality	AA/AA-	AA	--

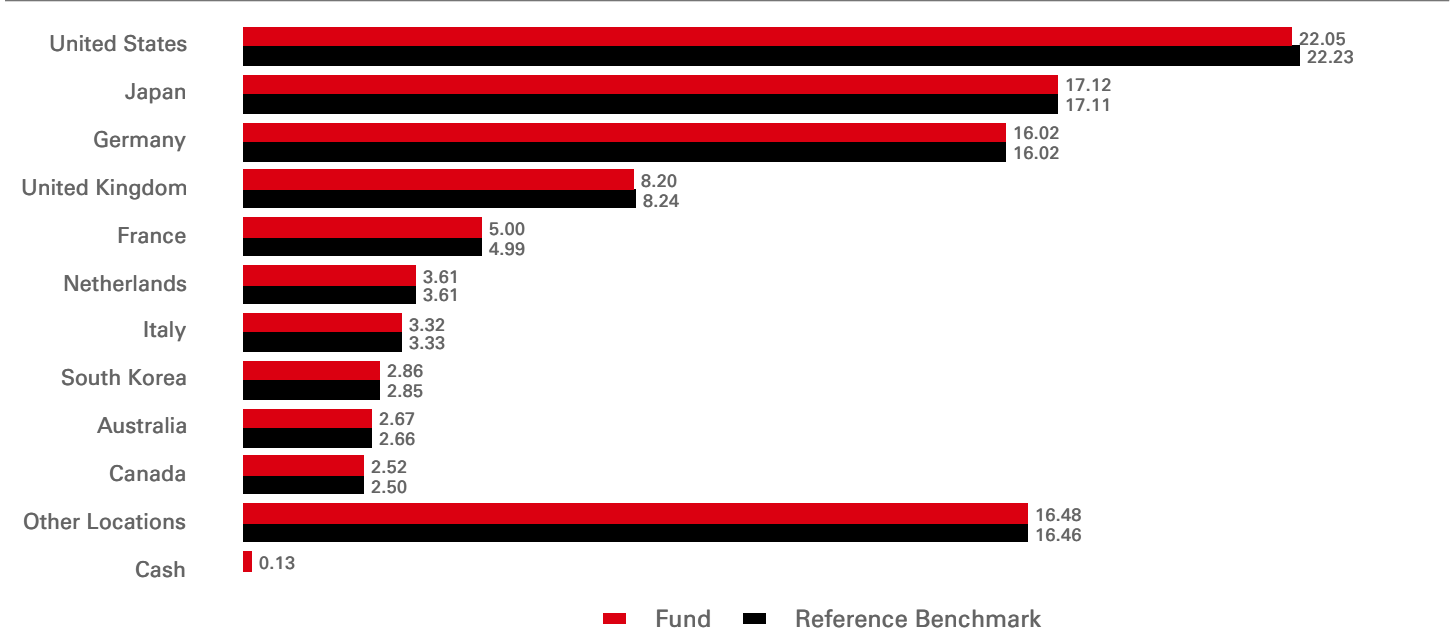
Credit rating (%)	Fund	Reference Benchmark	Relative
AAA	30.26	30.51	-0.26
AA	44.39	44.32	0.07
A	21.53	21.51	0.03
BBB	3.69	3.67	0.02
Cash	0.13	--	0.13

Maturity Breakdown (Option adjusted duration)	Fund	Reference Benchmark	Relative
0-2 years	0.19	0.19	0.00
2-5 years	1.01	0.99	0.02
5-10 years	1.89	1.92	-0.03
10+ years	4.42	4.41	0.01
Total	7.52	7.51	0.01

Past performance does not predict future returns. The figures are calculated in the share class base currency, dividend reinvested, net of fees.
 The benchmark data is that of the reference benchmark of the fund, as this data is calculated at fund level rather than share class level.
 The reference benchmark of the fund is 100% Bloomberg MSCI Global Treasury ESG Weighted Bond Index
 Source: HSBC Asset Management, data as at 31 May 2025

Currency Allocation (%)	Fund	Reference Benchmark	Relative
USD	99.71	100.00	-0.29
EUR	0.13	--	0.13
JPY	0.04	--	0.04
AUD	0.02	--	0.02
GBP	0.02	--	0.02
MYR	0.02	--	0.02
CZK	0.01	--	0.01
THB	0.01	--	0.01
CAD	0.01	--	0.01
HUF	0.01	--	0.01
Other Currencies	0.02	--	0.02

Geographical allocation (%)



Sector allocation (%)	Fund	Reference Benchmark	Relative
Treasuries	99.87	100.00	-0.13
Cash	0.13	--	0.13

Top 10 holdings	Weight (%)
UK TSY GILT 4.125 29/01/27	0.70
DEUTSCHLAND REP 0.500 15/08/27	0.67
DEUTSCHLAND REP 0.250 15/02/27	0.67
US TREASURY N/B 3.500 30/09/26	0.58
UK TSY GILT 4.500 07/06/28	0.55
DEUTSCHLAND REP 2.100 15/11/29	0.55
DEUTSCHLAND REP 2.600 15/08/33	0.54
BUNDESOBL-184 0.000 09/10/26	0.52
DEUTSCHLAND REP 2.400 15/11/30	0.52
DEUTSCHLAND REP 2.200 15/02/34	0.49

MSCI ESG Score	ESG score	E	S	G
Fund	6.5	5.8	7.7	6.9
Reference benchmark	5.8	5.4	7.1	6.4

The MSCI ESG Key Issue Score is the numerical, weighted average of MSCI's E, S, and G pillar scores. A higher number indicates a more favourable ESG profile in the view of MSCI.

The weighted averages of the Key Issue Scores are aggregated and companies' scores are normalized by their industries. After any overrides are factored in, each company's Final Industry-Adjusted Score corresponds to a rating.

For more information, see MSCI ESG Ratings Methodology @ <https://www.msci.com/esg-and-climate-methodologies>

Risk disclosures


- Derivatives may be used by the Fund, and these can behave unexpectedly. The pricing and volatility of many derivatives may diverge from strictly reflecting the pricing or volatility of their underlying reference(s), instrument or asset.
- Investment Leverage occurs when the economic exposure is greater than the amount invested, such as when derivatives are used. A Fund that employs leverage may experience greater gains and/or losses due to the amplification effect from a movement in the price of the reference source.
- Where overseas investments are held the rate of currency exchange may cause the value of such investments to go down as well as up.
- Further information on the potential risks can be found in the Key Information Document (KID) and/or the Prospectus or Offering Memorandum.

Index disclaimer

Bloomberg® is a trademark and service mark of Bloomberg Finance L.P. (collectively with its affiliates, "Bloomberg"). Barclays® is a trademark and service mark of Barclays Bank Plc (collectively with its affiliates, "Barclays"), used under license. Bloomberg or Bloomberg's licensors, including Barclays, own all proprietary rights in the Bloomberg Barclays Indices. Neither Bloomberg nor Barclays approve or endorse this material, or guarantees the accuracy or completeness of any information herein, or makes any warranty, express or implied, as to the results to be obtained therefrom and, to the maximum extent allowed by law, neither shall have any liability or responsibility for injury or damages arising in connection therewith. Source: MSCI. The MSCI information may only be used for your internal use, may not be reproduced or disseminated in any form and may not be used as a basis for or a component of any financial instruments or products or indices. None of the MSCI information is intended to constitute investment advice or a recommendation to make (or refrain from making) any kind of investment decision and may not be relied on as such. Historical data and analysis should not be taken as an indication or guarantee of any future performance analysis, forecast or prediction. The MSCI information is provided on an "as is" basis and the user of this information assumes the entire risk of any use made of this information. MSCI, each of its affiliates and each other person involved in or related to compiling, computing or creating any MSCI information (collectively, the "MSCI Parties") expressly disclaims all warranties (including, without limitation, any warranties of originality, accuracy, completeness, timeliness, non-infringement, merchantability and fitness for a particular purpose) with respect to this information. Without limiting any of the foregoing, in no event shall any MSCI Party have any liability for any direct, indirect, special, incidental, punitive, consequential (including, without limitation, lost profits) or any other damages. (www.msci.com)

Source: HSBC Asset Management, data as at 31 May 2025

Follow us on:



For more information please contact us at E-mail:
Wholesale.clientservices@hsbc.com.
www.assetmanagement.hsbc.com/uk
To help improve our service and in the interests of security we may record and/or monitor your communication with us.

Glossary



www.assetmanagement.hsbc.co.uk/en/api/v1/download/document/gb00b80qg615/gb/en/glossary

Important information

The material contained herein is for marketing purposes and is for your information only. This document is not contractually binding nor are we required to provide this to you by any legislative provision. It does not constitute legal, tax or investment advice or a recommendation to any reader of this material to buy or sell investments. You must not, therefore, rely on the content of this document when making any investment decisions.

This material is not intended for distribution to or use by any person or entity in any jurisdiction or country where such distribution or use would be contrary to law or regulation. This material is not and should not be construed as an offer to sell or the solicitation of an offer to purchase or subscribe to any investment.

Any views expressed were held at the time of preparation and are subject to change without notice. While any forecast, projection or target where provided is indicative only and not guaranteed in any way. HSBC Global Asset Management (UK) Limited accepts no liability for any failure to meet such forecast, projection or target.

Further information about the UCITS including the Prospectus, the most recent annual and semi-annual reports of the UCITS and the latest prices of shares, may be obtained free of charge, in English, from the Administrator by emailing ifsinvestorqueries@hsbc.com, or by visiting www.global.assetmanagement.hsbc.com. The Prospectus, annual and semi-annual reports are prepared for the entire UCITS.

The most recent Prospectus is available in English and French. Key Investor Information Document (KID) are available in the local language where they are registered.

To help improve our service and in the interests of security we may record and/or monitor your communication with us. HSBC Global Asset Management (UK) Limited provides information to Institutions, Professional Advisers and their clients on the investment products and services of the HSBC Group.

Approved for issue in the UK by HSBC Global Asset Management (UK) Limited, who are authorised and regulated by the Financial Conduct Authority. www.assetmanagement.hsbc.co.uk

Copyright © HSBC Global Asset Management (UK) Limited 2025. All rights reserved.

Further Information can be found in the prospectus and in our Key Investor Information Documents published in our Fund Centre at www.assetmanagement.hsbc.co.uk

Term: The management company cannot terminate the Fund unilaterally. The Board of Directors may furthermore decide to liquidate the Fund in certain circumstances set out in the prospectus and articles of incorporation of the Fund. Further additional and complete information (including but not limited to) investor rights, costs and charges, please refer to the prospectus.

Detailed information for article 8 and 9 sustainable investment products, as categorised under the Sustainable Finance Disclosure Regulation (SFDR), including; description of the environmental or social characteristics or the sustainable investment objective; methodologies used to assess, measure and monitor the environmental or social characteristics and the impact of the selected sustainable investments and; objectives and benchmark information, can be found at: <https://www.assetmanagement.hsbc.co.uk/en/intermediary/investment-expertise/sustainable-investments/sustainable-investment-product-offering>