

HSBC Global Funds ICAV

Multi Factor US Equity Fund

Marketing communication | Monthly report 30 June 2025 | Share class ZCEUR

This product is based overseas and is not subject to UK sustainable investment labelling and disclosure requirements.



Investment objective

The Fund aims to provide long-term capital growth.



Investment strategy

The Fund is actively managed.

In normal market conditions, the Fund will invest at least 90% of its assets in shares (or securities similar to shares) of companies incorporated in the US or those that earn the majority of their revenue from the US.

The Investment Manager identifies stocks which may or may not comprise the S&P 500 Index (USD Net Total Return), and uses a proprietary quantitative investment process to create a portfolio which focuses on risk premia offered by exposure to factors such as value, quality, momentum, low risk and size.

The investment approach is subject to ongoing research regarding the above factors. A portfolio is then created which maximises the exposure to the highest ranked equity securities based on the above factors while minimising the portfolio's risk.

The Fund may hold cash and money market instruments, invest up to 10% in other funds and up to 10% in total return swaps.

See the Prospectus for a full description of the investment objectives and derivative usage.



Main risks

- The value of investible securities can change over time due to a wide variety of factors, including but not limited to: political and economic news, government policy, changes in demographics, cultures and populations, natural or human-caused disasters etc.
- Investment Leverage occurs when the economic exposure is greater than the amount invested, such as when derivatives are used. A Fund that employs leverage may experience greater gains and/or losses due to the amplification effect from a movement in the price of the reference source.
- Further information on the potential risks can be found in the Key Information Document (KID) and/or the Prospectus or Offering Memorandum.

Share class details

Key metrics

NAV per share	EUR 12.08
Performance 1 month	1.58%

Fund facts

UCITS V compliant	Yes
UK reporting fund status (UKRS)	Yes
ISA eligible	Yes
Dividend treatment	Accumulating
Dealing frequency	Daily
Valuation time	23:00 Ireland
Share class base currency	EUR
Domicile	Ireland
Inception date	17 January 2024
Fund size	USD 476,615,586
Reference benchmark	100% S&P 500 Net total Return index

Fees and expenses

Minimum initial investment ¹	USD 1,000,000
Ongoing charge figure ²	0.200%

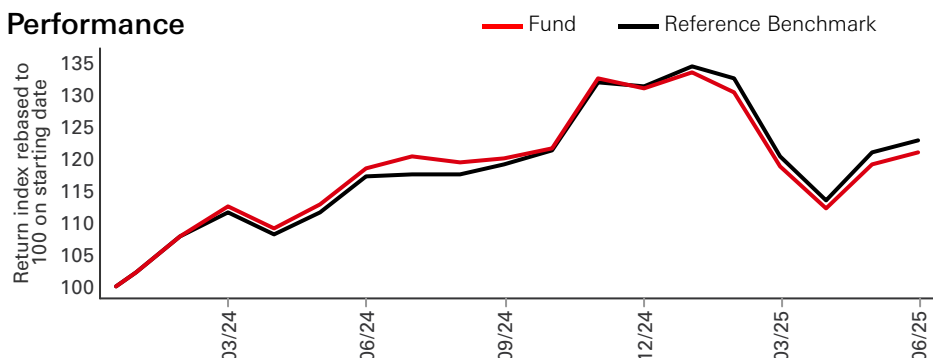
Codes

ISIN	IE000MO5UW08
Bloomberg ticker	HSMFZCE ID
SEDOL	BPG5HZ7

¹Please note that initial minimum subscription may vary across different distributors

²Ongoing Charges Figure is an estimate as the share class has not been priced for a full financial year.

Performance



Past performance does not predict future returns. The figures are calculated in the share class base currency, dividend reinvested, net of fees.

This is a marketing communication. Please refer to the prospectus and to the KID before making any final investment decisions.

For definition of terms, please refer to the Glossary QR code and Prospectus.

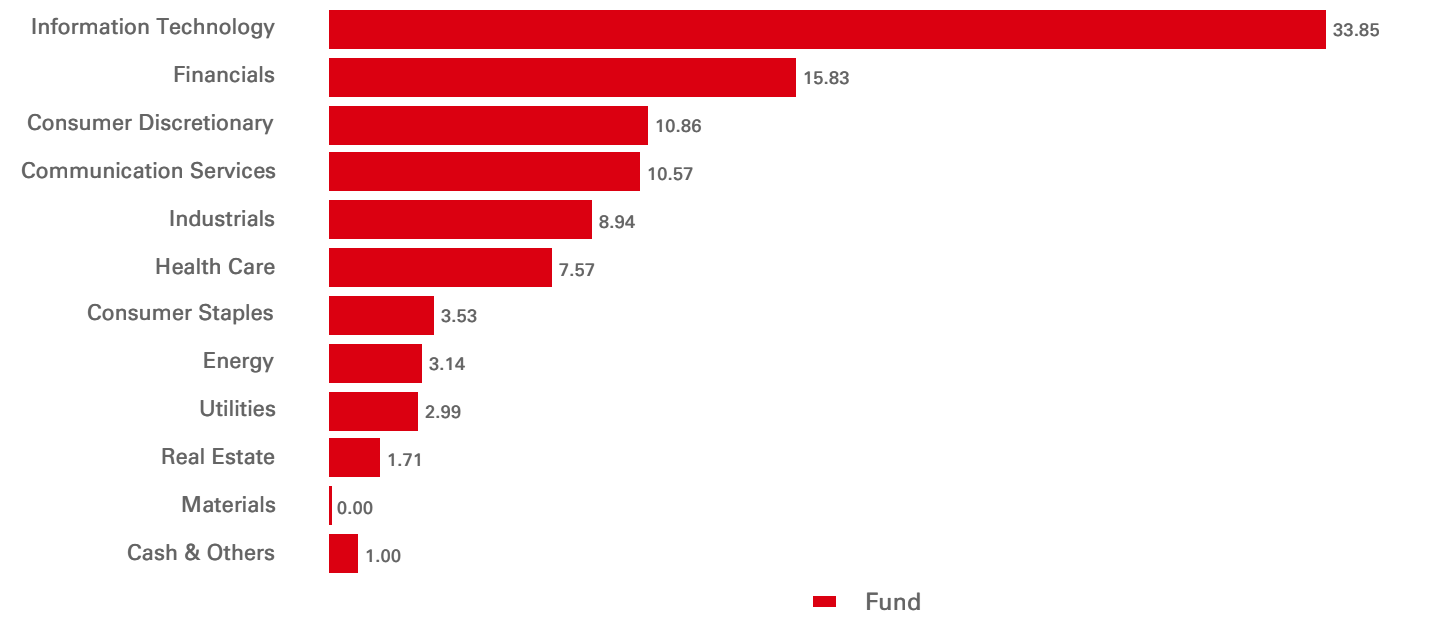
Source: HSBC Asset Management, data as at 30 June 2025

Performance (%)	YTD	1 month	3 months	6 months	1 year	3 years ann	5 years ann	Since inception ann
ZCEUR	-7.81	1.58	1.75	-7.81	2.09	--	--	13.89
Reference Benchmark	-6.50	1.59	1.99	-6.50	4.73	--	--	15.14
Tracking difference	-1.31	-0.01	-0.24	-1.31	-2.63	--	--	-1.25
Tracking error	--	--	--	--	2.26	--	--	2.07

Rolling performance (%)	30/06/24-30/06/25	30/06/23-30/06/24	30/06/22-30/06/23	30/06/21-30/06/22	30/06/20-30/06/21
ZCEUR	2.09	--	--	--	--
Reference Benchmark	4.73	--	--	--	--


Equity characteristics	Fund	Reference Benchmark	Benchmark information
No. of holdings ex cash	126	501	Index name100% S&P 500 Net total Return index
Average market cap (USD Mil)	1,124,124	1,097,907	Index currencyUSD
Price/earning ratio	20.58	23.90	Benchmark typeNet Return

Sector allocation (%)



Top 10 holdings	Sector	Weight (%)
NVIDIA Corp	Information Technology	7.51
Microsoft Corp	Information Technology	7.15
Apple Inc	Information Technology	5.95
Amazon.com Inc	Consumer Discretionary	4.69
Alphabet Inc	Communication Services	3.84
Meta Platforms Inc	Communication Services	3.61
Broadcom Inc	Information Technology	2.37
Berkshire Hathaway Inc	Financials	1.75
JPMorgan Chase & Co	Financials	1.71
Visa Inc	Financials	1.62

Follow us on:



For more information please contact us at E-mail:
Wholesale.clientservices@hsbc.com.
www.assetmanagement.hsbc.com/uk
To help improve our service and in the interests of security we may record and/or monitor your communication with us.

Glossary



www.assetmanagement.hsbc.co.uk/en/api/v1/download/document/gb00b80qg615/gb/en/glossary

Index disclaimer

Standard & Poor's and S&P are registered trademarks of Standard & Poor's Financial Services LLC ("S&P") and Dow Jones is a registered trademark of Dow Jones Trademark Holdings LLC ("Dow Jones") and have been licensed for use by S&P Dow Jones Indices LLC and sublicensed for certain purposes by HSBC Asset Management Limited. This is a product of S&P Dow Jones Indices LLC, and has been licensed for use by HSBC Asset Management Limited. This fund is not sponsored, endorsed, sold or promoted by S&P Dow Jones Indices LLC, Dow Jones, S&P, their respective affiliates and neither S&P Dow Jones Indices LLC, Dow Jones, S&P, their respective affiliates make any representation regarding the advisability of investing in such product(s).

Benchmark disclosure

The Investment Advisor will use its discretion to invest in securities not included in the reference benchmark based on active investment management strategies and specific investment opportunities. It is foreseen that a significant percentage of the Fund's investments will be components of the reference benchmark. However, their weightings may deviate materially from those of the reference benchmark. The deviation of the Fund's performance relative to the benchmark is monitored, but not constrained, to a defined range.

Source: HSBC Asset Management, data as at 30 June 2025

Important information

The material contained herein is for marketing purposes and is for your information only. This document is not contractually binding nor are we required to provide this to you by any legislative provision. It does not constitute legal, tax or investment advice or a recommendation to any reader of this material to buy or sell investments. You must not, therefore, rely on the content of this document when making any investment decisions.

This material is not intended for distribution to or use by any person or entity in any jurisdiction or country where such distribution or use would be contrary to law or regulation. This material is not and should not be construed as an offer to sell or the solicitation of an offer to purchase or subscribe to any investment.

Any views expressed were held at the time of preparation and are subject to change without notice. While any forecast, projection or target where provided is indicative only and not guaranteed in any way. HSBC Global Asset Management (UK) Limited accepts no liability for any failure to meet such forecast, projection or target.

Further information about the UCITS including the Prospectus, the most recent annual and semi-annual reports of the UCITS and the latest prices of shares, may be obtained free of charge, in English, from the Administrator by emailing ifsinvestorqueries@hsbc.com, or by visiting www.global.assetmanagement.hsbc.com. The Prospectus, annual and semi-annual reports are prepared for the entire UCITS.

The most recent Prospectus is available in English and French. Key Investor Information Document (KID) are available in the local language where they are registered.

To help improve our service and in the interests of security we may record and/or monitor your communication with us. HSBC Global Asset Management (UK) Limited provides information to Institutions, Professional Advisers and their clients on the investment products and services of the HSBC Group.

Approved for issue in the UK by HSBC Global Asset Management (UK) Limited, who are authorised and regulated by the Financial Conduct Authority. www.assetmanagement.hsbc.co.uk

Copyright © HSBC Global Asset Management (UK) Limited 2025. All rights reserved.

Further Information can be found in the prospectus and in our Key Investor Information Documents published in our Fund Centre at www.assetmanagement.hsbc.co.uk

Term: The management company cannot terminate the Fund unilaterally. The Board of Directors may furthermore decide to liquidate the Fund in certain circumstances set out in the prospectus and articles of incorporation of the Fund. Further additional and complete information (including but not limited to) investor rights, costs and charges, please refer to the prospectus.