

HSBC Global Funds ICAV

Global Government Bond UCITS ETF

Marketing communication | Monthly report 31 March 2026 | HGVG LN | ETFSHGBP

This product is based overseas and is not subject to UK sustainable investment labelling and disclosure requirements.

Investment objective

The Fund aims to provide long-term regular income and capital growth by tracking as closely as possible the performance of the FTSE World Government Bond Index (total return hedged to US dollars) (the Index).

Investment strategy

The Index is comprised of investment grade bonds; it includes fixed-rate local currency government bonds from developed and emerging markets issuers. The Fund will be passively managed and will invest in bonds issued by governments, government-related entities and supranational entities based in developed and emerging markets, all of which are Index constituents. It uses an investment technique called optimisation, which seeks to minimise the difference in return between the Fund and the Index by considering tracking error (the risk that the Fund return varies from the Index return) and trading costs when constructing a portfolio. The Fund will not necessarily invest in every Index constituent or invest proportionally to each constituent's Index weight. The Fund may invest in assets outside of the Index, such as: bonds with a credit rating of Ba1, BB+ and below; as well as cash, money market instruments and funds. The Fund's primary currency exposure is to USD. See the Prospectus for a full description of the investment objectives and derivative usage.

Main risks

- The value of investments and any income from them can go down as well as up and investors may not get back the amount originally invested
- Investing in assets denominated in a currency other than that of the investor's own currency exposes the value of the investment to exchange rate fluctuations
- Where overseas investments are held the rate of currency exchange may cause the value of such investments to go down as well as up.

Share class details

Key metrics

NAV per share	GBP 10.12
Performance 1 month	-1.91%
Yield to maturity	3.47%

Fund facts

UCITS V compliant	Yes
UK reporting fund status (UKRS)	Yes
ISA eligible	Yes
Dividend treatment	Distributing
Distribution frequency	Semi-Annually
Dividend ex-date	10 February 2026
Dividend yield ¹	3.16%
Last paid dividend	0.169014
Dealing frequency	Daily
Fund base currency	USD
Currency Hedged	Fully Hedged
Valuation time	23:00 Ireland
Share class base currency	GBP
Domicile	Ireland
Inception date	18 July 2023
Fund size	USD 9,454,596,440
Managers	HSBC Passive Fixed Income Team

Fees and expenses

Ongoing charge figure ²	0.090%
------------------------------------	---------------

Codes

ISIN	IE000Q7EQ7R4
Bloomberg ticker	HGVG LN
SEDOL	BMZQ448

¹Dividend Yield: represents the ratio of distributed income over the last 12 months to the fund's current Net Asset Value.

²Ongoing Charges Figure is based on expenses over a year. The figure includes annual management charge but not the transaction costs. Such figures may vary from time to time.

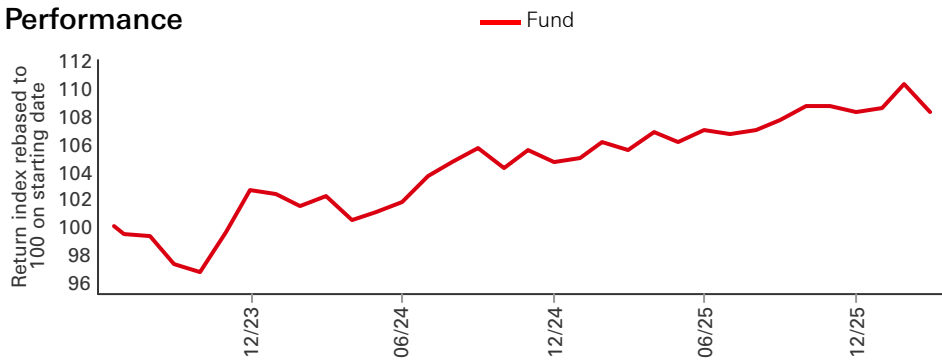
Past performance does not predict future returns. The figures are calculated in the share class base currency, dividend reinvested, net of fees.

This is a marketing communication. Please refer to the prospectus and to the KID before making any final investment decisions.

For definition of terms, please refer to the Glossary QR code and Prospectus.

Source: HSBC Asset Management, data as at 31 March 2026

Performance



Performance (%)	YTD	1 month	3 months	6 months	1 year	3 years ann	5 years ann	Since inception ann
Fund	-0.11	-1.91	-0.11	0.48	2.52	--	--	2.97

Rolling performance (%)	31/03/25-31/03/26	31/03/24-31/03/25	31/03/23-31/03/24	31/03/22-31/03/23	31/03/21-31/03/22
Fund	2.52	3.25	--	--	--

3-Year Risk Measures	Fund	Reference Benchmark	5-Year Risk Measures	Fund	Reference Benchmark
Volatility	--	--	Volatility	--	--
Sharpe ratio	--	--	Sharpe ratio	--	--

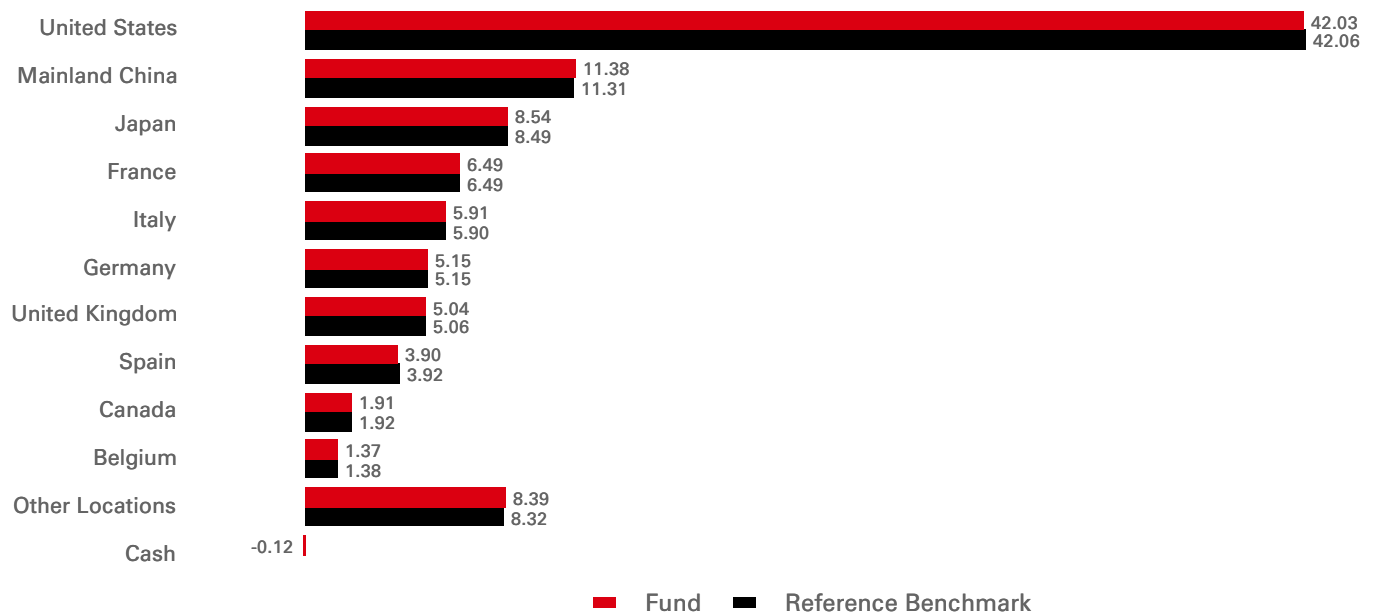
Fixed Income Characteristics	Fund	Reference Benchmark	Relative
No. of holdings ex cash	1,133	1,423	--
Average coupon rate	2.89	2.85	0.04
Yield to worst	3.47%	3.51%	-0.05%
Option adjusted duration	6.66	6.64	0.02
Modified duration to worst	6.29	6.28	0.01
Option adjusted spread duration	6.52	6.50	0.02
Average maturity	8.43	8.41	0.01
Average Credit Quality	AA/AA-	AA/AA-	--

Credit rating (%)	Fund	Reference Benchmark	Relative	Maturity Breakdown (Option adjusted duration)	Fund	Reference Benchmark	Relative
AAA	10.59	10.61	-0.02	0-2 years	0.22	0.23	-0.01
AA	50.41	50.42	-0.02	2-5 years	1.06	1.06	0.00
A	32.40	32.27	0.13	5-10 years	1.78	1.76	0.02
BBB	6.72	6.70	0.02	10+ years	3.59	3.59	0.00
Cash	-0.12	--	-0.12	Total	6.66	6.64	0.02

Past performance does not predict future returns. The figures are calculated in the share class base currency, dividend reinvested, net of fees. The benchmark data is that of the reference benchmark of the fund, as this data is calculated at fund level rather than share class level. The reference benchmark of the fund is 100% FTSE World Government Bond Index (formerly the Citigroup World Government Bond Index) (total return hedged to USD)
 Source: HSBC Asset Management, data as at 31 March 2026

Currency Allocation (%)	Fund	Reference Benchmark	Relative
USD	99.79	100.00	-0.21
EUR	0.12	0.00	0.12
CNY	0.05	0.00	0.05
GBP	0.02	0.00	0.02
JPY	0.02	0.00	0.02
AUD	0.01	0.00	0.01
MXN	0.01	0.00	0.01
CAD	0.01	0.00	0.01
SEK	0.00	0.00	0.00
MYR	0.00	0.00	0.00
Other Currencies	-0.03	0.00	-0.03

Geographical allocation (%)



Sector allocation (%)	Fund	Reference Benchmark	Relative
Treasuries	100.12	100.00	0.12
Cash	-0.12	--	-0.12

Top 10 holdings	Weight (%)
US TREASURY N/B 4.500 15/11/33	0.41
CHINA GOVT BOND 1.790 25/03/32	0.39
US TREASURY N/B 4.375 15/05/34	0.39
US TREASURY N/B 4.250 15/11/34	0.38
US TREASURY N/B 3.875 15/08/34	0.37
US TREASURY N/B 4.000 28/02/30	0.37
US TREASURY N/B 4.250 15/05/35	0.37
US TREASURY N/B 4.000 15/02/34	0.37
CHINA GOVT BOND 1.440 15/09/27	0.35
US TREASURY N/B 4.125 15/11/32	0.34

Exchange name	Listing date	Trading currency	Trading hours	Bloomberg ticker	Reuters RIC	iNAV Bloomberg	iNAV Reuters
LONDON STOCK EXCHANGE	24 Jul 2023	GBP	--	HGVG LN	HGVG.L	HGVGGBIV	HGVGGBPINA =SOLA

Risk disclosures

- The Fund invests in bonds whose value generally falls when interest rates rise. This risk is typically greater the longer the maturity of a bond investment and the higher its credit quality. The issuers of certain bonds, could become unwilling or unable to make payments on their bonds and default. Bonds that are in default may become hard to sell or worthless.
- The Fund may invest in Emerging Markets, these markets are less established, and often more volatile, than developed markets and involve higher risks, particularly market, liquidity and currency risks.
- To the extent that the Fund seeks to replicate index performance by holding individual securities, there is no guarantee that its composition or performance will exactly match that of the target index at any given time ("tracking error").
- Derivatives may be used by the Fund, and these can behave unexpectedly. The pricing and volatility of many derivatives may diverge from strictly reflecting the pricing or volatility of their underlying reference(s), instrument or asset.
- Investment Leverage occurs when the economic exposure is greater than the amount invested, such as when derivatives are used. A Fund that employs leverage may experience greater gains and/or losses due to the amplification effect from a movement in the price of the reference source.
- Where overseas investments are held the rate of currency exchange may cause the value of such investments to go down as well as up.
- Further information on the potential risks can be found in the Key Information Document (KID) and/or the Prospectus or Offering Memorandum.

Index disclaimer

FTSE International Limited ("FTSE") © FTSE 2026. "FTSE®" is a trade mark of the London Stock Exchange Group companies and is used by FTSE International Limited under licence. All rights in the FTSE indices and / or FTSE ratings vest in FTSE and/or its licensors. Neither FTSE nor its licensors accept any liability for any errors or omissions in the FTSE indices and / or FTSE ratings or underlying data. No further distribution of FTSE Data is permitted without FTSE's express written consent.

Important information

The material contained herein is for marketing purposes and is for your information only. This document is not contractually binding nor are we required to provide this to you by any legislative provision. It does not constitute legal, tax or investment advice or a recommendation to any reader of this material to buy or sell investments. You must not, therefore, rely on the content of this document when making any investment decisions.

This material is not intended for distribution to or use by any person or entity in any jurisdiction or country where such distribution or use would be contrary to law or regulation. This material is not and should not be construed as an offer to sell or the solicitation of an offer to purchase or subscribe to any investment.

Any views expressed were held at the time of preparation and are subject to change without notice. While any forecast, projection or target where provided is indicative only and not guaranteed in any way. HSBC Global Asset Management (UK) Limited accepts no liability for any failure to meet such forecast, projection or target.

Further information about the UCITS including the Prospectus, the most recent annual and semi-annual reports of the UCITS and the latest prices of shares, may be obtained free of charge, in English, from the Administrator by emailing ifsinvestorqueries@hsbc.com, or by visiting www.global.assetmanagement.hsbc.com. The Prospectus, annual and semi-annual reports are prepared for the entire UCITS.

The most recent Prospectus is available in English and French. Key Investor Information Document (KID) are available in the local language where they are registered.

The indicative intra-day net asset value of the fund is available on at least one major market data vendor terminal such as Bloomberg, as well as on a wide range of websites that display stock market data, including www.reuters.com.

To help improve our service and in the interests of security we may record and/or monitor your communication with us. HSBC Global Asset Management (UK) Limited provides information to Institutions, Professional Advisers and their clients on the investment products and services of the HSBC Group.

Approved for issue in the UK by HSBC Global Asset Management (UK) Limited, who are authorised and regulated by the Financial Conduct Authority.

www.assetmanagement.hsbc.co.uk


Copyright © HSBC Global Asset Management (UK) Limited 2026. All rights reserved.

Further Information can be found in the prospectus and in our Key Investor Information Documents published in our Fund Centre at www.assetmanagement.hsbc.co.uk

Term: The management company cannot terminate the Fund unilaterally. The Board of Directors may furthermore decide to liquidate the Fund in certain circumstances set out in the prospectus and articles of incorporation of the Fund. Further additional and complete information (including but not limited to) investor rights, costs and charges, please refer to the prospectus.

Source: HSBC Asset Management, data as at 31 March 2026

Follow us on:



For more information please contact us at E-mail:

Wholesale.clientservices@hsbc.com.

www.assetmanagement.hsbc.com/uk

To help improve our service and in the interests of security we may record and/or monitor your communication with us.

Glossary



www.assetmanagement.hsbc.co.uk/en/api/v1/download/document/gb00b80qg615/gb/en/glossary