

HSBC Global Funds ICAV

HSBC MSCI World Fund

Marketing communication | Monthly report 31 July 2025 | Share class SC

This product is based overseas and is not subject to UK sustainable investment labelling and disclosure requirements.



Investment objective

The Fund aims to provide long-term capital growth.



Investment strategy

The Fund aims to invest at least 85% of its assets in the HSBC MSCI World UCITS ETF (the Master Fund), a sub-fund of HSBC ETFs plc umbrella. The investment objective of the Master Fund is to replicate the performance of the MSCI World Index (the Master Fund Index). The Master Fund Index is a market value weighted index designed to measure the performance of large and mid-cap companies of the world's developed equity markets, as determined by the Index Provider. The Fund may invest up to 15% of assets money market instruments including bills, commercial paper and certificates of deposits for ancillary liquidity purposes, and in derivatives for hedging purposes only. The Master Fund is passively managed. The Investment Manager does not integrate sustainability risks into its investment decision making process and so the impact of such risks on the returns of the Fund are not assessed. The Fund performance will not be identical to the performance of the Master Fund largely due to the fact that the Fund may invest up to 15% of its assets in investments other than shares in the Master Fund in accordance with the UCITS Regulations. See the Prospectus for a full description of the investment objectives and derivative usage.



Main risks

- To the extent that the Fund seeks to replicate index performance by holding individual securities, there is no guarantee that its composition or performance will exactly match that of the target index at any given time ("tracking error").
- Derivatives may be used by the Fund, and these can behave unexpectedly. The pricing and volatility of many derivatives may diverge from strictly reflecting the pricing or volatility of their underlying reference(s), instrument or asset.
- Investment Leverage occurs when the economic exposure is greater than the amount invested, such as when derivatives are used. A Fund that employs leverage may experience greater gains and/or losses due to the amplification effect from a movement in the price of the reference source.

Share class details

Key metrics

NAV per share	USD 11.38
---------------	------------------

Fund facts

UCITS V compliant	Yes
ISA eligible	Yes
Dividend treatment	Accumulating
Dealing frequency	Daily
Valuation time	23:00 Ireland
Share class base currency	USD
Domicile	Ireland
Inception date	18 September 2024
Fund size	USD 49,001
Reference benchmark	100% MSCI World Index
Managers	Patricia Keogh

Fees and expenses

Minimum initial investment ¹	USD 50,000,000
Ongoing charge figure ²	0.150%

Codes

ISIN	IE000YJVEGZ1
Bloomberg ticker	HMSWFSC ID
SEDOL	BRWF5R3

¹Please note that initial minimum subscription may vary across different distributors

²Ongoing Charges Figure is an estimate as the share class has not been priced for a full financial year.

Past performance does not predict future returns. The figures are calculated in the share class base currency, dividend reinvested, net of fees.

This is a marketing communication. Please refer to the prospectus and to the KID before making any final investment decisions.

For definition of terms, please refer to the Glossary QR code and Prospectus.

Performance figures will only be published once the share class has achieved a twelve months track record.

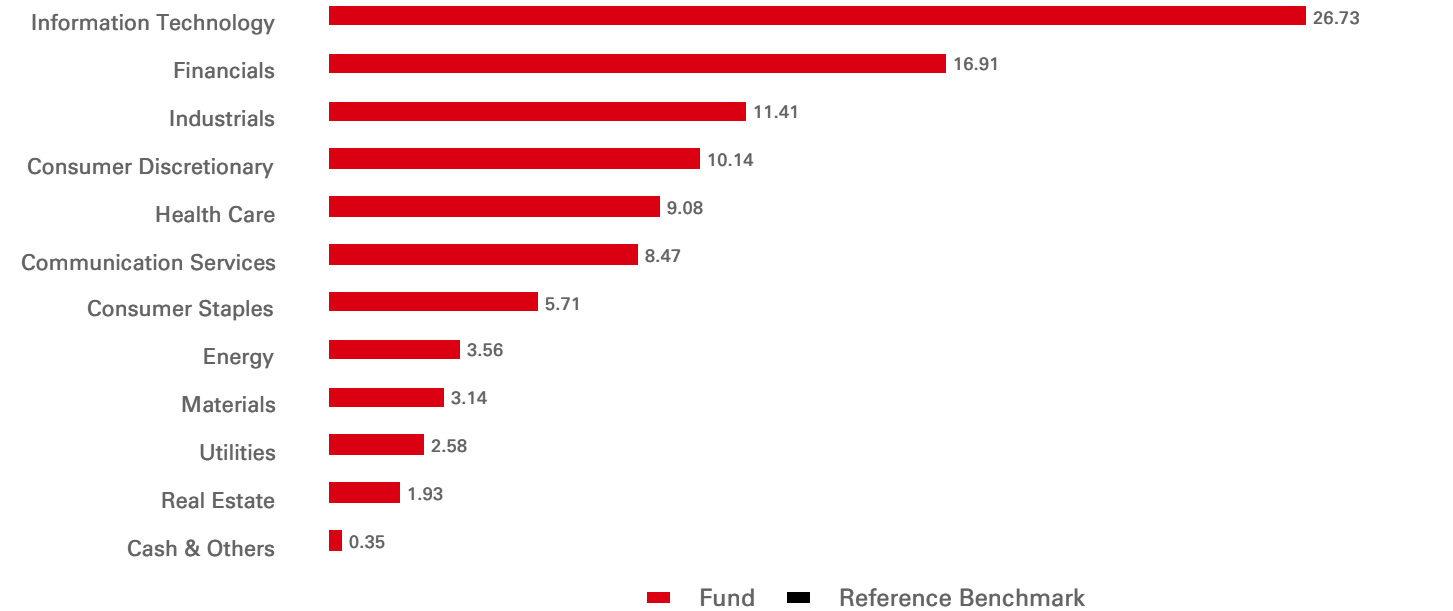
Source: HSBC Asset Management, data as at 31 July 2025

Performance (%)	YTD	1 month	3 months	6 months	1 year	3 years ann	5 years ann	Since inception
SC	--	--	--	--	--	--	--	--
Reference Benchmark	--	--	--	--	--	--	--	--

Rolling performance (%)	31/07/24-31/07/25	31/07/23-31/07/24	31/07/22-31/07/23	31/07/21-31/07/22	31/07/20-31/07/21
SC	--	--	--	--	--
Reference Benchmark	--	--	--	--	--


Equity characteristics	Fund	Reference Benchmark	3-Year Risk Measures	SC	Reference Benchmark
No. of holdings ex cash	1,315	0	Volatility	--	--
Average market cap (USD Mil)	873,651	872,824	Information ratio	--	--
			Beta	--	--

Sector allocation (%)




Past performance does not predict future returns. The figures are calculated in the share class base currency, dividend reinvested, net of fees.
 Performance figures will only be published once the share class has achieved a twelve months track record.
 Source: HSBC Asset Management, data as at 31 July 2025

Geographical allocation (%)



Top 10 holdings	Sector	Weight (%)
NVIDIA Corp	Information Technology	5.67
Microsoft Corp	Information Technology	4.92
Apple Inc	Information Technology	4.08
Amazon.com Inc	Consumer Discretionary	2.92
Alphabet Inc	Communication Services	2.73
Meta Platforms Inc	Communication Services	2.20
Broadcom Inc	Information Technology	1.71
Tesla Inc	Consumer Discretionary	1.16
JPMorgan Chase & Co	Financials	1.10
Berkshire Hathaway Inc	Financials	0.81

Follow us on:



For more information please contact us at E-mail:

Wholesale.clientservices@hsbc.com.

www.assetmanagement.hsbc.com/uk

To help improve our service and in the interests of security we may record and/or monitor your communication with us.

Glossary



www.assetmanagement.hsbc.co.uk/en/api/v1/download/document/gb00b80qg615/gb/en/glossary

Index disclaimer

Source: MSCI. The MSCI information may only be used for your internal use, may not be reproduced or disseminated in any form and may not be used as a basis for or a component of any financial instruments or products or indices. None of the MSCI information is intended to constitute investment advice or a recommendation to make (or refrain from making) any kind of investment decision and may not be relied on as such. Historical data and analysis should not be taken as an indication or guarantee of any future performance analysis, forecast or prediction. The MSCI information is provided on an “as is” basis and the user of this information assumes the entire risk of any use made of this information. MSCI, each of its affiliates and each other person involved in or related to compiling, computing or creating any MSCI information (collectively, the “MSCI Parties”) expressly disclaims all warranties (including, without limitation, any warranties of originality, accuracy, completeness, timeliness, non-infringement, merchantability and fitness for a particular purpose) with respect to this information. Without limiting any of the foregoing, in no event shall any MSCI Party have any liability for any direct, indirect, special, incidental, punitive, consequential (including, without limitation, lost profits) or any other damages. (www.msci.com)

Benchmark disclosure

The Investment Advisor will use its discretion to invest in securities not included in the reference benchmark based on active investment management strategies and specific investment opportunities. It is foreseen that the reference benchmark will not be used as a universe from which to select securities.

Source: HSBC Asset Management, data as at 31 July 2025

Important information

The material contained herein is for marketing purposes and is for your information only. This document is not contractually binding nor are we required to provide this to you by any legislative provision. It does not constitute legal, tax or investment advice or a recommendation to any reader of this material to buy or sell investments. You must not, therefore, rely on the content of this document when making any investment decisions.

This material is not intended for distribution to or use by any person or entity in any jurisdiction or country where such distribution or use would be contrary to law or regulation. This material is not and should not be construed as an offer to sell or the solicitation of an offer to purchase or subscribe to any investment.

Any views expressed were held at the time of preparation and are subject to change without notice. While any forecast, projection or target where provided is indicative only and not guaranteed in any way. HSBC Global Asset Management (UK) Limited accepts no liability for any failure to meet such forecast, projection or target.

Further information about the UCITS including the Prospectus, the most recent annual and semi-annual reports of the UCITS and the latest prices of shares, may be obtained free of charge, in English, from the Administrator by emailing ifsinvestorqueries@hsbc.com, or by visiting www.global.assetmanagement.hsbc.com. The Prospectus, annual and semi-annual reports are prepared for the entire UCITS.

The most recent Prospectus is available in English and French. Key Investor Information Document (KID) are available in the local language where they are registered.

To help improve our service and in the interests of security we may record and/or monitor your communication with us. HSBC Global Asset Management (UK) Limited provides information to Institutions, Professional Advisers and their clients on the investment products and services of the HSBC Group.

Approved for issue in the UK by HSBC Global Asset Management (UK) Limited, who are authorised and regulated by the Financial Conduct Authority. www.assetmanagement.hsbc.co.uk

Copyright © HSBC Global Asset Management (UK) Limited 2025. All rights reserved.

Further Information can be found in the prospectus and in our Key Investor Information Documents published in our Fund Centre at www.assetmanagement.hsbc.co.uk

Term: The management company cannot terminate the Fund unilaterally. The Board of Directors may furthermore decide to liquidate the Fund in certain circumstances set out in the prospectus and articles of incorporation of the Fund. Further additional and complete information (including but not limited to) investor rights, costs and charges, please refer to the prospectus.