

## HSBC Global Liquidity Funds Plc

# HSBC Canadian Dollar Liquidity Fund

Marketing communication | Monthly report 31 August 2025 | Share class A

This product is based overseas and is not subject to UK sustainable investment labelling and disclosure requirements.



## Investment objective

The Fund aims to provide security of capital, daily liquidity and a return that is similar to Canadian dollar money markets.



## Investment strategy

The Fund is actively managed. The Fund will invest in a diversified portfolio of short-term securities, instruments and obligations. These instruments will be short-term fixed or floating-rate securities that mature in 397 days or less. They will be issued by companies, governments and government-related entities and either listed or traded on a Recognised Market. The Fund's investments will, at the time of purchase, have a credit rating of least A-1 or P-1 (or its equivalent) from a recognised credit rating agency, such as Standard & Poor's or Moody's, or if unrated, must be considered by the Investment Manager to be of similar credit quality. The Fund can invest in a range of short-term securities, instruments and obligations such as- certificates of deposit; medium term, variable and floating rate notes; commercial paper; bankers acceptances; government bonds, corporate bonds, treasury bills and Eurobonds; asset backed securities and reverse repurchase agreements. The Fund's liquidity is daily – meaning investors can redeem their investment on any business day. The Fund is classified as a Low Volatility NAV Money Market Fund under the European Union Money Market Fund Regulations. The Fund's primary currency exposure is to Canadian dollars. See the Prospectus for a full description of the investment objectives and derivative usage.



## Main risks

- The value of investments and any income from them can go down as well as up and investors may not get back the amount originally invested
- Investing in assets denominated in a currency other than that of the investor's own currency exposes the value of the investment to exchange rate fluctuations
- Where overseas investments are held the rate of currency exchange may cause the value of such investments to go down as well as up.

## Share class details

### Key metrics

|                     |                 |
|---------------------|-----------------|
| NAV per share       | <b>CAD 1.00</b> |
| Performance 1 month | <b>2.53%</b>    |

### Fund facts

|                                 |                                                                              |
|---------------------------------|------------------------------------------------------------------------------|
| UCITS V compliant               | <b>Yes</b>                                                                   |
| UK reporting fund status (UKRS) | <b>Yes</b>                                                                   |
| ISA eligible                    | <b>Yes</b>                                                                   |
| Dividend treatment              | <b>Distributing</b>                                                          |
| Distribution frequency          | <b>Monthly</b>                                                               |
| Dealing frequency               | <b>Daily</b>                                                                 |
| Valuation time                  | <b>12:00 United States</b>                                                   |
| Dealing cut off time            | <b>12:00 United States</b>                                                   |
| Share class base currency       | <b>CAD</b>                                                                   |
| Domicile                        | <b>Ireland</b>                                                               |
| Inception date                  | <b>25 March 2009</b>                                                         |
| Fund size                       | <b>CAD 484,115,921</b>                                                       |
| Reference benchmark             | <b>100% MLFI - ICE BofA Canadian Dollar Overnight Deposit bid Rate Index</b> |

|                        |                                       |
|------------------------|---------------------------------------|
| Managers               | <b>Edward J Dombrowski</b>            |
| Money market fund type | <b>Low Volatility Net Asset Value</b> |

### Fees and expenses

|                                         |                      |
|-----------------------------------------|----------------------|
| Minimum initial investment <sup>1</sup> | <b>CAD 1,000,000</b> |
| Annual charge                           | <b>0.200%</b>        |

### Codes

|                  |                     |
|------------------|---------------------|
| ISIN             | <b>IE00B233G129</b> |
| Bloomberg ticker | <b>HSBCCAA ID</b>   |
| SEDOL            | <b>B233G12</b>      |

### Rating<sup>2</sup>

|                |               |
|----------------|---------------|
| S&P rating     | <b>AAAm</b>   |
| Moody's rating | <b>Aaa-mf</b> |

### Characteristics

|                           |           |
|---------------------------|-----------|
| Weighted average maturity | <b>53</b> |
| Weighted average life     | <b>53</b> |

### Fund manager information

|              |                   |
|--------------|-------------------|
| IMMFA member | <b>01/07/2000</b> |
|--------------|-------------------|

<sup>1</sup>Please note that initial minimum subscription may vary across different distributors

<sup>2</sup>The "AAAm", "Aaa-mf" and "AAAmf" money market fund ratings are historical and reflect the superior quality of the Fund's investments, sound liquidity management, and strong operations and trading support. Periodic reviews are conducted to ensure a secure operations environment. The ratings do not eliminate the risks associated with investing in the Fund.

**Past performance does not predict future returns. The figures are calculated in the share class base currency, dividend reinvested, net of fees. Returns of 1 year or less are annualised on a simple basis and for periods greater than 1 year returns are annualised on a compound basis. All yields are annualised using 365 days in accordance with the Institutional Money Market Funds Association. This is a marketing communication. Please refer to the prospectus and to the KID before making any final investment decisions. For definition of terms, please refer to the Glossary QR code and Prospectus.**

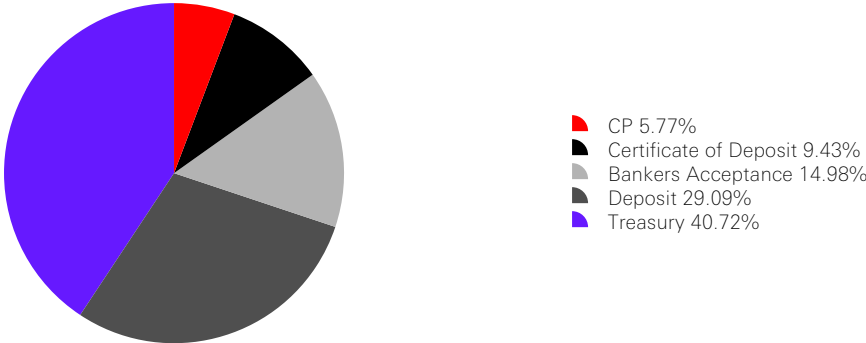
Source: HSBC Asset Management, data as at 31 August 2025

| Performance (%)     | YTD  | 1 month | 3 months | 6 months | 1 year | 3 years ann | 5 years ann | 10 years ann |
|---------------------|------|---------|----------|----------|--------|-------------|-------------|--------------|
| A                   | 2.74 | 2.53    | 2.54     | 2.62     | 3.13   | 4.03        | 2.51        | 1.71         |
| Reference Benchmark | 2.76 | 2.63    | 2.64     | 2.66     | 3.15   | 4.10        | 2.58        | 1.73         |

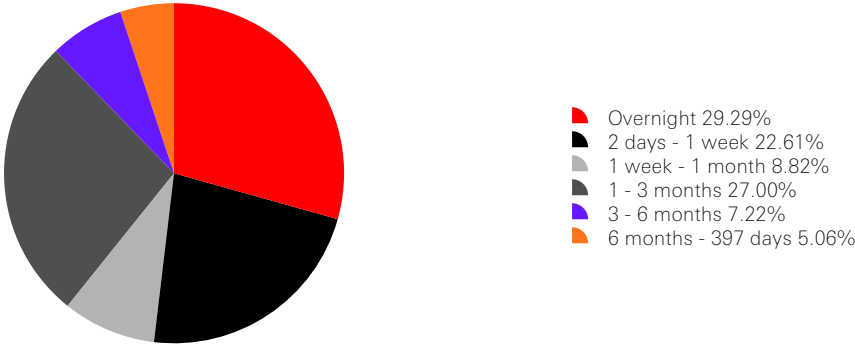
  

| Rolling performance (%) | 31/08/24-31/08/25 | 31/08/23-31/08/24 | 31/08/22-31/08/23 | 31/08/21-31/08/22 | 31/08/20-31/08/21 | 31/08/19-31/08/20 | 31/08/18-31/08/19 | 31/08/17-31/08/18 | 31/08/16-31/08/17 | 31/08/15-31/08/16 |
|-------------------------|-------------------|-------------------|-------------------|-------------------|-------------------|-------------------|-------------------|-------------------|-------------------|-------------------|
| A                       | 3.13              | 4.85              | 4.12              | 0.55              | 0.01              | 0.95              | 1.58              | 1.06              | 0.44              | 0.44              |
| Reference Benchmark     | 3.15              | 4.94              | 4.22              | 0.62              | 0.07              | 0.93              | 1.60              | 1.06              | 0.41              | 0.39              |


Instrument mix (%)



Maturity ladder (%)



Credit quality (%)



Past performance does not predict future returns. The figures are calculated in the share class base currency, dividend reinvested, net of fees. Returns of 1 year or less are annualised on a simple basis and for periods greater than 1 year returns are annualised on a compound basis. All yields are annualised using 365 days in accordance with the Institutional Money Market Funds Association. Source: HSBC Asset Management, data as at 31 August 2025

| Top 10 issuers                          | Weight (%) |
|-----------------------------------------|------------|
| CANADIAN TREASURY BILL                  | 24.84      |
| NATIONAL BANK OF CANADA                 | 9.89       |
| ROYAL BANK OF CANADA                    | 9.89       |
| CREDIT AGRICOLE SA                      | 9.28       |
| ONTARIO T-BILL                          | 3.31       |
| MIZUHO BANK LTD                         | 3.31       |
| PROVINCE OF MANITOBA CANADA T-BILL      | 3.30       |
| MUFG BANK LTD                           | 3.20       |
| PROVINCE OF NEW BRUNSWICK CANADA T-BILL | 3.10       |
| PROVINCE OF BRITISH COLUMBIA CANADA     | 3.09       |

## Risk disclosures

- The Fund's objective may not be achieved in adverse market conditions. During times of very low interest rates, the interest received by the Fund could be less than the costs of operating the Fund.
- Investment Leverage occurs when the economic exposure is greater than the amount invested, such as when derivatives are used. A Fund that employs leverage may experience greater gains and/or losses due to the amplification effect from a movement in the price of the reference source.
- Further information on the potential risks can be found in the Key Information Document (KID) and/or the Prospectus or Offering Memorandum.

## Index disclaimer

Source ICE Data Indices, LLC ("ICE DATA"), is used with permission. ICE DATA, ITS AFFILIATES AND THEIR RESPECTIVE THIRD PARTY SUPPLIERS DISCLAIM ANY AND ALL WARRANTIES AND REPRESENTATIONS, EXPRESS AND/OR IMPLIED, INCLUDING ANY WARRANTIES OF MERCHANTABILITY OR FITNESS FOR A PARTICULAR PURPOSE OR USE, INCLUDING THE INDICES, INDEX DATA AND ANY DATA INCLUDED IN, RELATED TO, OR DERIVED THEREFROM. NEITHER ICE DATA, ITS AFFILIATES NOR THEIR RESPECTIVE THIRD PARTY SUPPLIERS SHALL BE SUBJECT TO ANY DAMAGES OR LIABILITY WITH RESPECT TO THE ADEQUACY, ACCURACY, TIMELINESS OR COMPLETENESS OF THE INDICES OR THE INDEX DATA OR ANY COMPONENT THEREOF, AND THE INDICES AND INDEX DATA AND ALL COMPONENTS THEREOF ARE PROVIDED ON AN "AS IS" BASIS AND YOUR USE IS AT YOUR OWN RISK. ICE DATA, ITS AFFILIATES AND THEIR RESPECTIVE THIRD PARTY SUPPLIERS DO NOT SPONSOR, ENDORSE, OR RECOMMEND HSBC Asset Management, OR ANY OF ITS PRODUCTS OR SERVICES.

Source: HSBC Asset Management, data as at 31 August 2025

Follow us on:



For a copy of the prospectus, key investor information document, supplementary information document, annual and semi-annual reports, information on portfolio holdings or other matters, please contact your local HSBC Group office, or contact our team of liquidity specialists in London by phone: +44 (0) 20 7991 7577 or by email: [liquidity.services@hsbc.com](mailto:liquidity.services@hsbc.com). To help improve our service and in the interests of security we may record and/or monitor your communication with us.

---

### Glossary



[www.assetmanagement.hsbc.co.uk/en/api/v1/download/document/gb00b80qq615/gb/en/glossary](https://www.assetmanagement.hsbc.co.uk/en/api/v1/download/document/gb00b80qq615/gb/en/glossary)

## Important information

The material contained herein is for marketing purposes and is for your information only. This document is not contractually binding nor are we required to provide this to you by any legislative provision. It does not constitute legal, tax or investment advice or a recommendation to any reader of this material to buy or sell investments. You must not, therefore, rely on the content of this document when making any investment decisions.

This material is not intended for distribution to or use by any person or entity in any jurisdiction or country where such distribution or use would be contrary to law or regulation. This material is not and should not be construed as an offer to sell or the solicitation of an offer to purchase or subscribe to any investment.

Any views expressed were held at the time of preparation and are subject to change without notice. While any forecast, projection or target where provided is indicative only and not guaranteed in any way. HSBC Global Asset Management (UK) Limited accepts no liability for any failure to meet such forecast, projection or target.

This fund is a sub-fund of HSBC Global Liquidity Funds plc, an open-ended Investment company with variable capital and segregated liability between sub-funds, which is incorporated under the laws of Ireland and authorised by the Central Bank of Ireland. The company is constituted as an umbrella fund, with segregated liability between sub-funds. UK based investors in HSBC Global Liquidity Funds plc are advised that they may not be afforded some of the protections conveyed by the provisions of the Financial Services and Markets Act 2000. The Company is recognised in the United Kingdom by the Financial Conduct Authority under section 264 of the Act. The shares in HSBC Global Liquidity Funds plc have not been and will not be publicly offered for sale in the United States of America, its territories or possessions and all areas subject to its jurisdiction, or to United States Persons. All applications are made on the basis of the current HSBC Global Liquidity Funds plc Prospectus, Key Investor Information Document, Supplementary Information Document (SID) and most recent annual and semi-annual reports, which can be obtained upon request free of charge from HSBC Global Asset Management (UK) Limited, 8 Canada Square, Canary Wharf, London, E14 5HQ. UK, or the local distributors. Investors and potential investors should read and note the risk warnings in the prospectus and relevant KIID and additionally, in the case of retail clients, the information contained in the supporting SID. It is important to remember that there is no guarantee that a stable net asset value will be maintained. Further information about the Company including the Prospectus, the most recent annual and semi-annual reports of the Company and the latest share prices, may be obtained free of charge, in English, from the Administrator by emailing [hsbc.dealingteam@bnymellon.com](mailto:hsbc.dealingteam@bnymellon.com), or by visiting [www.globalliquidity.hsbc.com](http://www.globalliquidity.hsbc.com).

The most recent Prospectus is available in English. Key Investor Information Document (KID) are available in the local language where they are registered.

To help improve our service and in the interests of security we may record and/or monitor your communication with us. HSBC Global Asset Management (UK) Limited provides information to Institutions, Professional Advisers and their clients on the investment products and services of the HSBC Group.

Approved for issue in the UK by HSBC Global Asset Management (UK) Limited, who are authorised and regulated by the Financial Conduct Authority. [www.assetmanagement.hsbc.co.uk](http://www.assetmanagement.hsbc.co.uk)

Copyright © HSBC Global Asset Management (UK) Limited 2025. All rights reserved.

Further Information can be found in the prospectus and in our Key Investor Information Documents published in our Fund Centre at [www.assetmanagement.hsbc.co.uk](http://www.assetmanagement.hsbc.co.uk)

Term: The management company cannot terminate the Fund unilaterally. The Board of Directors may furthermore decide to liquidate the Fund in certain circumstances set out in the prospectus and articles of incorporation of the Fund. Further additional and complete information (including but not limited to) investor rights, costs and charges, please refer to the prospectus.