

## HSBC ETFs PLC

# HSBC MSCI AC FAR EAST ex JAPAN UCITS ETF

Marketing communication | Monthly report 30 June 2025 | HMAD LN | USD

This product is based overseas and is not subject to UK sustainable investment labelling and disclosure requirements.



## Investment objective

The Fund aims to track as closely as possible the returns of the MSCI AC Far East ex Japan Index (the "Index"). The Fund will invest in or gain exposure to shares of companies which make up the Index.



## Investment strategy

The Index is made up of large and mid-cap companies from both developed and emerging market countries in the Far East (excluding Japan), as defined by the Index provider. The Fund will be passively managed and will aim to invest in the shares of the companies in generally the same proportion as in the Index. However, there may be circumstances when it is not possible or practical for the Fund to invest in all constituents of the Index. If the Fund cannot invest directly in the companies that constitute the Index, it may gain exposure by using other investments such as depositary receipts, derivatives or funds. The Fund may invest in China A-shares through the Shanghai-Hong Kong Stock Connect and/or Shenzhen-Hong Kong Stock Connect and in CAAPs or through funds. The Fund may invest up to 35% in securities from a single issuer during exceptional market conditions, and up to 10% in other funds. The Fund may invest up to 10% in total return swaps and contracts for difference. See the Prospectus for a full description of the investment objectives and derivative usage.



## Main risks

- The value of investments and any income from them can go down as well as up and investors may not get back the amount originally invested
- Investing in assets denominated in a currency other than that of the investor's own currency exposes the value of the investment to exchange rate fluctuations
- Where overseas investments are held the rate of currency exchange may cause the value of such investments to go down as well as up.

### Fund facts

|                    |   |
|--------------------|---|
| Fund manager       | HSBC Global Asset Management (UK) Limited |
| Custodian          | HSBC Continental Europe                   |
| Fund administrator | HSBC Securities Services (Ireland) DAC    |

## Share class details

### Key metrics

|                        |                  |
|------------------------|------------------|
| NAV per share          | <b>USD 58.44</b> |
| Performance 1 month    | <b>6.84%</b>     |
| Tracking error 3 years | <b>0.14%</b>     |

### Fund facts

|                                 |   |
|---------------------------------|---|
| UCITS V compliant               | <b>Yes</b>                                |
| UK reporting fund status (UKRS) | <b>Yes</b>                                |
| ISA eligible                    | <b>Yes</b>                                |
| Dividend treatment              | <b>Accumulating</b>                       |
| Dividend currency               | <b>USD</b>                                |
| Fund base currency              | <b>USD</b>                                |
| Currency Hedged                 | <b>Not Hedged</b>                         |
| Share class base currency       | <b>USD</b>                                |
| Domicile                        | <b>Ireland</b>                            |
| Inception date                  | <b>27 September 2013</b>                  |
| Shares outstanding              | <b>4,699,907</b>                          |
| Fund size                       | <b>USD 294,688,342</b>                    |
| Reference benchmark             | <b>100% MSCI AC Far East ex Japan Net</b> |
| Replication method              | <b>Physical- Full</b>                     |
| SIPP eligible                   | <b>Yes</b>                                |
| Issuer                          | <b>HSBC ETFs PLC</b>                      |
| Fiscal year end                 | <b>Dec</b>                                |

### Fees and expenses

|                                    |               |
|------------------------------------|---------------|
| Ongoing charge figure <sup>1</sup> | <b>0.450%</b> |
|------------------------------------|---------------|

### Codes

|       |                     |
|-------|---------------------|
| ISIN  | <b>IE00BBQ2W338</b> |
| SEDOL | <b>BBQ2W33</b>      |

<sup>1</sup>Ongoing Charges Figure is based on expenses over a year. The figure includes annual management charge but not the transaction costs. Such figures may vary from time to time.

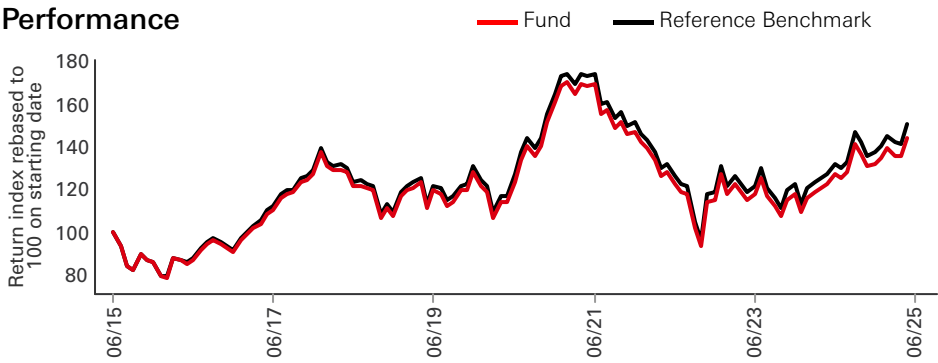
Past performance does not predict future returns. The figures are calculated in the share class base currency, dividend reinvested, net of fees.

This is a marketing communication. Please refer to the prospectus and to the KID before making any final investment decisions.

For definition of terms, please refer to the Glossary QR code and Prospectus.

Source: HSBC Asset Management, data as at 30 June 2025

Performance



| Performance (%)     | YTD   | 1 month | 3 months | 6 months | 1 year | 3 years ann | 5 years ann | 10 years ann |
|---------------------|-------|---------|----------|----------|--------|-------------|-------------|--------------|
| Fund                | 16.67 | 6.84    | 13.17    | 16.67    | 21.17  | 7.87        | 4.48        | 4.39         |
| Reference Benchmark | 16.88 | 6.86    | 13.33    | 16.88    | 21.69  | 8.31        | 4.86        | 4.84         |
| Tracking difference | -0.21 | -0.03   | -0.16    | -0.21    | -0.52  | -0.44       | -0.38       | -0.45        |
| Tracking error      | --    | --      | --       | --       | 0.14   | 0.14        | 0.19        | --           |

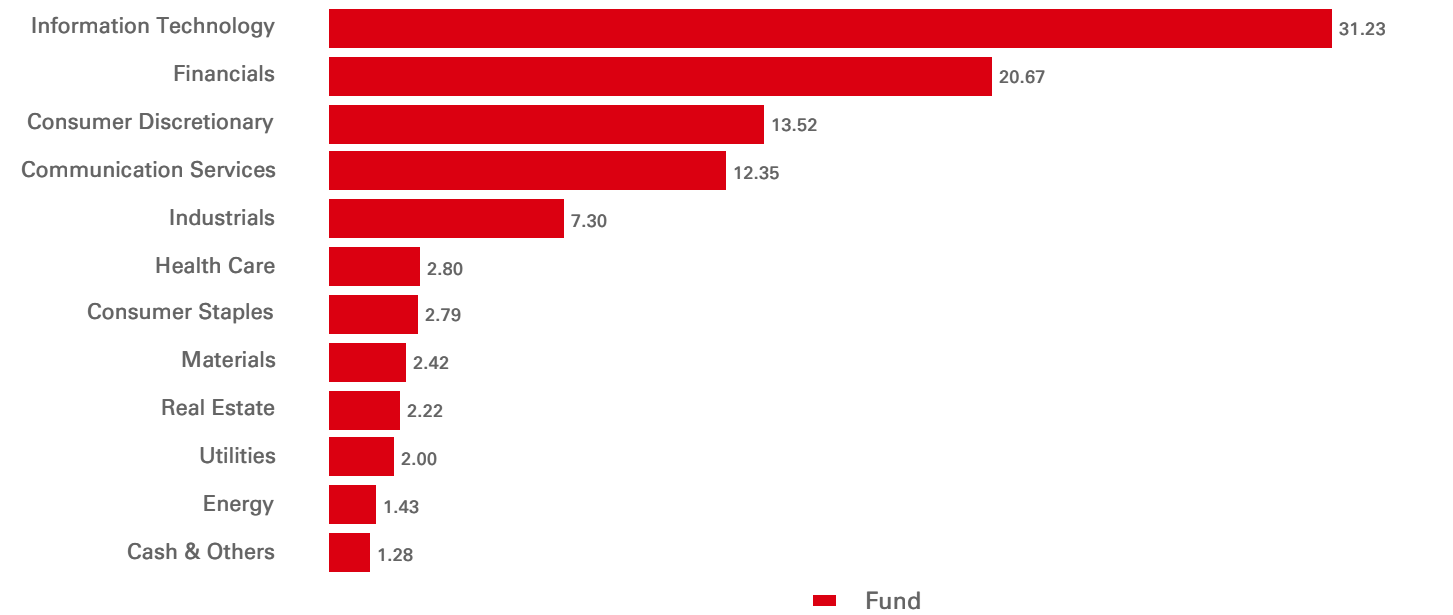
| Rolling performance (%) | 30/06/24-30/06/25 | 30/06/23-30/06/24 | 30/06/22-30/06/23 | 30/06/21-30/06/22 | 30/06/20-30/06/21 | 30/06/19-30/06/20 | 30/06/18-30/06/19 | 30/06/17-30/06/18 | 30/06/16-30/06/17 | 30/06/15-30/06/16 |
|-------------------------|-------------------|-------------------|-------------------|-------------------|-------------------|-------------------|-------------------|-------------------|-------------------|-------------------|
| Fund                    | 21.17             | 7.98              | -4.08             | -27.84            | 37.48             | 3.33              | -1.36             | 9.80              | 27.00             | -13.18            |
| Reference Benchmark     | 21.69             | 8.38              | -3.67             | -27.60            | 37.85             | 3.95              | -1.38             | 10.36             | 27.81             | -12.53            |

| Equity characteristics       | Fund    | Reference Benchmark |
|------------------------------|---------|---------------------|
| No. of holdings ex cash      | 851     | 844                 |
| Average market cap (USD Mil) | 231,034 | 230,796             |
| Price/earning ratio          | 13.86   | 13.87               |

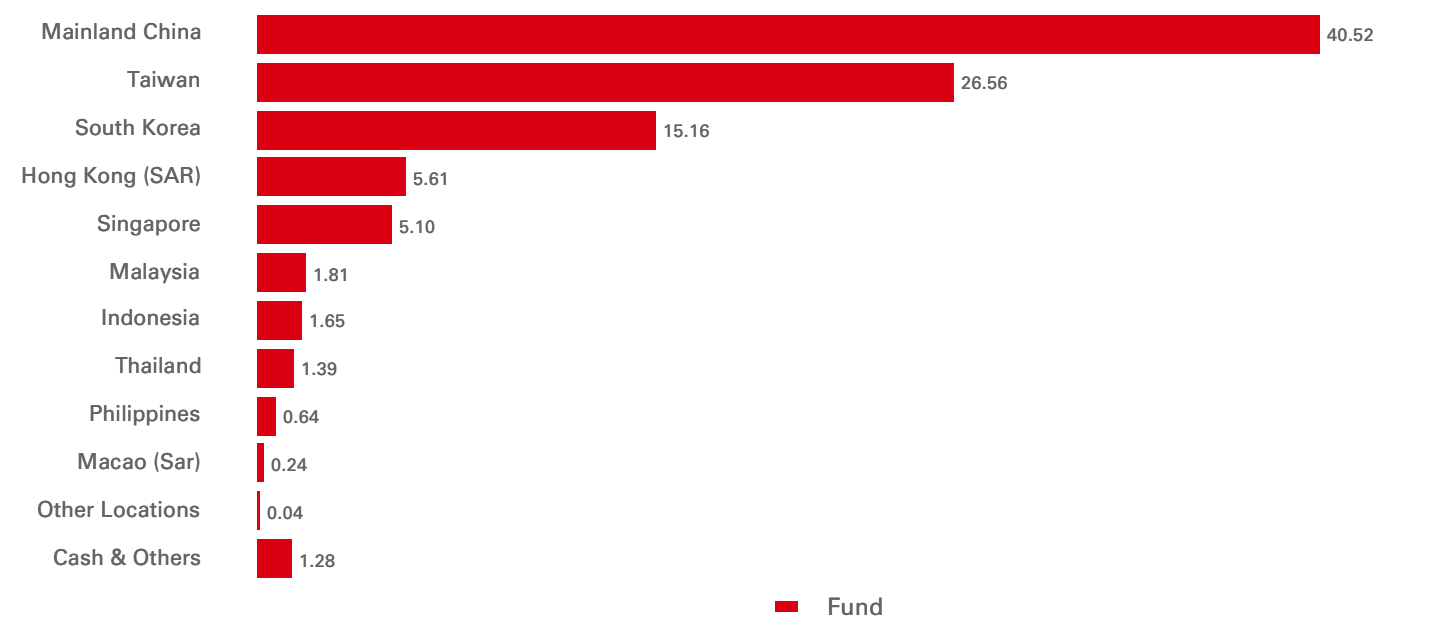
  

| Benchmark information       |                                    |
|-----------------------------|------------------------------------|
| Index name                  | 100% MSCI AC Far East ex Japan Net |
| Index currency              | USD                                |
| Benchmark type              | Total Return                       |
| Index Rebalancing Frequency | Quarterly                          |
| TR Index Bloomberg Ticker   | NDEUCFEX                           |
| TR Index Reuters RIC        | .dMIFX00000NUS                     |

Sector allocation (%)



Geographical allocation (%)



| Top 10 holdings              | Location        | Sector                 | Weight (%) |
|------------------------------|-----------------|------------------------|------------|
| Taiwan Semiconductor Co Ltd  | Taiwan          | Information Technology | 14.39      |
| Tencent Holdings Ltd         | Mainland China  | Communication Services | 6.65       |
| Alibaba Group Holding Ltd    | Mainland China  | Consumer Discretionary | 3.88       |
| Samsung Electronics Co Ltd   | South Korea     | Information Technology | 3.87       |
| Xiaomi Corp                  | Mainland China  | Information Technology | 2.11       |
| SK Hynix Inc                 | South Korea     | Information Technology | 1.90       |
| China Construction Bank Corp | Mainland China  | Financials             | 1.56       |
| AIA Group Ltd                | Hong Kong (SAR) | Financials             | 1.55       |
| Meituan                      | Mainland China  | Consumer Discretionary | 1.28       |
| DBS Group Holdings Ltd       | Singapore       | Financials             | 1.21       |

| Exchange name            | Listing date | Trading currency | Trading hours | Bloomberg ticker | Reuters | iNAV RIC | Bloomberg | iNAV Reuters      |
|--------------------------|--------------|------------------|---------------|------------------|---------|----------|-----------|-------------------|
| LONDON STOCK EXCHANGE    | 27 Sep 2013  | USD              | 08:00 - 16:30 | HMAD LN          | HMAD.L  | HMAUSDIV |           | HMADUSDINA V=SOLA |
| LONDON STOCK EXCHANGE    | 27 Sep 2013  | GBP              | 08:00 - 16:30 | HMAF LN          | HMAF.L  | HMAFGBIV |           | HMAFGBPINA V=SOLA |
| DEUTSCHE BOERSE AG-XETRA | 27 Sep 2013  | EUR              | 09:00 - 17:30 | H411 GY          | H411.DE | H411EUIV |           | H411EURINAV =SOLA |
| DEUTSCHE BOERSE AG- XFRA | 27 Sep 2013  | EUR              | 08:00 - 20:00 | H411 GR          | H411.DE | HMADEUIV |           | HMADEUIv.P        |
| SIX SWISS EXCHANGE       | 05 Jun 2014  | USD              | 09:00 - 17:30 | HMAF SW          | HMAF.S  | HMAUSDIV |           | HMADUSDINA V=SOLA |
| BORSA ITALIANA SPA       | 16 Jan 2019  | EUR              | 09:00 - 17:35 | HMAF IM          | HMAF.MI | H411EUIV |           | H411EURINAV =SOLA |

## Risk disclosures

- The value of investible securities can change over time due to a wide variety of factors, including but not limited to: political and economic news, government policy, changes in demographics, cultures and populations, natural or human-caused disasters etc.
- The Fund may invest in Emerging Markets, these markets are less established, and often more volatile, than developed markets and involve higher risks, particularly market, liquidity and currency risks.
- To the extent that the Fund seeks to replicate index performance by holding individual securities, there is no guarantee that its composition or performance will exactly match that of the target index at any given time ("tracking error").
- Derivatives may be used by the Fund, and these can behave unexpectedly. The pricing and volatility of many derivatives may diverge from strictly reflecting the pricing or volatility of their underlying reference(s), instrument or asset.
- Investment Leverage occurs when the economic exposure is greater than the amount invested, such as when derivatives are used. A Fund that employs leverage may experience greater gains and/or losses due to the amplification effect from a movement in the price of the reference source.
- Where overseas investments are held the rate of currency exchange may cause the value of such investments to go down as well as up.
- Further information on the potential risks can be found in the Key Information Document (KID) and/or the Prospectus or Offering Memorandum.

## Index disclaimer

Source: MSCI. The MSCI information may only be used for your internal use, may not be reproduced or disseminated in any form and may not be used as a basis for or a component of any financial instruments or products or indices. None of the MSCI information is intended to constitute investment advice or a recommendation to make (or refrain from making) any kind of investment decision and may not be relied on as such. Historical data and analysis should not be taken as an indication or guarantee of any future performance analysis, forecast or prediction. The MSCI information is provided on an "as is" basis and the user of this information assumes the entire risk of any use made of this information. MSCI, each of its affiliates and each other person involved in or related to compiling, computing or creating any MSCI information (collectively, the "MSCI Parties") expressly disclaims all warranties (including, without limitation, any warranties of originality, accuracy, completeness, timeliness, non-infringement, merchantability and fitness for a particular purpose) with respect to this information. Without limiting any of the foregoing, in no event shall any MSCI Party have any liability for any direct, indirect, special, incidental, punitive, consequential (including, without limitation, lost profits) or any other damages. (www.msci.com)

Source: HSBC Asset Management, data as at 30 June 2025

Follow us on:



E-mail: [etf.client.services@hsbc.com](mailto:etf.client.services@hsbc.com)  
Website: [www.etf.hsbc.com](http://www.etf.hsbc.com)  
For more information please contact us at E-mail:  
[Wholesale.clientservices@hsbc.com](mailto:Wholesale.clientservices@hsbc.com)  
[www.assetmanagement.hsbc.com/uk](http://www.assetmanagement.hsbc.com/uk)  
To help improve our service and in the interests of security we may record and/or monitor your communication with us.

### Fund center



### Glossary



[www.assetmanagement.hsbc.co.uk/en/api/v1/download/document/gb00b80qg615/gb/en/glossary](http://www.assetmanagement.hsbc.co.uk/en/api/v1/download/document/gb00b80qg615/gb/en/glossary)

## Important information

The material contained herein is for marketing purposes and is for your information only. This document is not contractually binding nor are we required to provide this to you by any legislative provision. It does not constitute legal, tax or investment advice or a recommendation to any reader of this material to buy or sell investments. You must not, therefore, rely on the content of this document when making any investment decisions.

This material is not intended for distribution to or use by any person or entity in any jurisdiction or country where such distribution or use would be contrary to law or regulation. This material is not and should not be construed as an offer to sell or the solicitation of an offer to purchase or subscribe to any investment.

Any views expressed were held at the time of preparation and are subject to change without notice. While any forecast, projection or target where provided is indicative only and not guaranteed in any way. HSBC Global Asset Management (UK) Limited accepts no liability for any failure to meet such forecast, projection or target.

This fund is a sub-fund of HSBC ETFs plc ("the Company"), an investment company with variable capital and segregated liability between sub-funds, incorporated in Ireland as a public limited company, and is authorised by the Central Bank of Ireland. The company is constituted as an umbrella fund, with segregated liability between sub-funds. Shares purchased on the secondary market cannot usually be sold directly back to the Company. Investors must buy and sell shares on the secondary market with the assistance of an intermediary (e.g. a stockbroker) and may incur fees for doing so. In addition, investors may pay more than the current Net Asset Value per share when buying shares and may receive less than the current Net Asset Value per Share when selling them. UK based investors in HSBC ETFs plc are advised that they may not be afforded some of the protections conveyed by the Financial Services and Markets Act (2000), ("the Act"). The Company is recognised in the United Kingdom by the Financial Conduct Authority under section 264 of the Act. The shares in HSBC ETFs plc have not been and will not be offered for sale or sold in the United States of America, its territories or possessions and all areas subject to its jurisdiction, or to United States Persons. Affiliated companies of HSBC Global Asset Management (UK) Limited may make markets in HSBC ETFs plc. All applications are made on the basis of the current HSBC ETFs plc Prospectus, relevant Key Investor Information Document ("KIID"), Supplementary Information Document (SID) and Fund supplement, and most recent annual and semi-annual reports, which can be obtained upon request free of charge from HSBC Global Asset Management (UK) Limited, 8 Canada Square, Canary Wharf, London, E14 5HQ. UK, or from a stockbroker or financial adviser. The indicative intra-day net asset value of the sub-fund[s] is available on at least one major market data vendor terminal such as Bloomberg, as well as on a wide range of websites that display stock market data, including [www.reuters.com](http://www.reuters.com).

Investors and potential investors should read and note the risk warnings in the prospectus, relevant KIID and Fund supplement (where available) and additionally, in the case of retail clients, the information contained in the supporting SID.

Further information about the Company including the Prospectus, the most recent annual and semi-annual reports of the Company and the latest share prices, may be obtained free of charge, in English, from the Administrator by emailing [ifsinvestorqueries@hsbc.com](mailto:ifsinvestorqueries@hsbc.com), or by visiting [www.etf.hsbc.com](http://www.etf.hsbc.com). Details of the underlying investments of the fund are available on [www.etf.hsbc.com](http://www.etf.hsbc.com). The indicative intra-day net asset value of the fund is available on at least one major market data vendor terminal such as Bloomberg, as well as on a wide range of websites that display stock market data, including [www.reuters.com](http://www.reuters.com).

The most recent Prospectus is available in English, German and French. Key Investor Information Document (KID) are available in the local language where they are registered.

To help improve our service and in the interests of security we may record and/or monitor your communication with us. HSBC Global Asset Management (UK) Limited provides information to Institutions, Professional Advisers and their clients on the investment products and services of the HSBC Group.

Approved for issue in the UK by HSBC Global Asset Management (UK) Limited, who are authorised and regulated by the Financial Conduct Authority. [www.assetmanagement.hsbc.co.uk](http://www.assetmanagement.hsbc.co.uk)

Copyright © HSBC Global Asset Management (UK) Limited 2025. All rights reserved.

Further Information can be found in the prospectus and in our Key Investor Information Documents published in our Fund Centre at [www.assetmanagement.hsbc.co.uk](http://www.assetmanagement.hsbc.co.uk)

Term: The management company cannot terminate the Fund unilaterally. The Board of Directors may furthermore decide to liquidate the Fund in certain circumstances set out in the prospectus and articles of incorporation of the Fund. Further additional and complete information (including but not limited to) investor rights, costs and charges, please refer to the prospectus.