

## HSBC Global Liquidity Funds Plc

# HSBC Australian Dollar Liquidity Fund

Marketing communication | Monthly report 30 June 2025 | Share class F

This product is based overseas and is not subject to UK sustainable investment labelling and disclosure requirements.



## Investment objective

The Fund aims to provide security of capital, and a return that is similar to Australian money markets.



## Investment strategy

The Fund is actively managed. The Fund will invest in a diversified portfolio of short-term securities, instruments and obligations. These instruments will be short-term fixed or floating-rate securities that mature in 397 days or less. They will be issued by companies, governments and government-related entities and either listed/ traded on a Recognised Market. The Fund's investments will, at the time of purchase, have a credit rating of least A-1 or P-1 (or its equivalent) from a recognised credit rating agency, such as Standard & Poor's or Moody's. The Fund can invest in a range of short-term securities, instruments and obligations such as- certificates of deposit; bank deposits, medium term, variable and floating rate notes; commercial paper; bank deposits and bankers acceptances; government bonds/ notes; corporate bonds and Eurobonds; asset backed securities and reverse repurchase agreements. The Fund's liquidity is daily – meaning investors can redeem their investment on any business day. The Fund is classified as a Low Volatility NAV Money Market Fund under the European Union Money Market Fund Regulations. The Fund's primary currency exposure is to Australian dollars. See the Prospectus for a full description of the investment objectives and derivative usage.



## Main risks

- The value of investments and any income from them can go down as well as up and investors may not get back the amount originally invested
- Investing in assets denominated in a currency other than that of the investor's own currency exposes the value of the investment to exchange rate fluctuations
- Where overseas investments are held the rate of currency exchange may cause the value of such investments to go down as well as up.

## Share class details

### Key metrics

|                     |                 |
|---------------------|-----------------|
| NAV per share       | <b>AUD 1.00</b> |
| Performance 1 month | <b>3.86%</b>    |

### Fund facts

|                                 |  |
|---------------------------------|--|
| UCITS V compliant               | <b>Yes</b>                                     |
| UK reporting fund status (UKRS) | <b>Yes</b>                                     |
| ISA eligible                    | <b>Yes</b>                                     |
| Dividend treatment              | <b>Distributing</b>                            |
| Distribution frequency          | <b>Monthly</b>                                 |
| Dealing frequency               | <b>Daily</b>                                   |
| Valuation time                  | <b>12:00 Australia</b>                         |
| Dealing cut off time            | <b>12:00 Australia</b>                         |
| Share class base currency       | <b>AUD</b>                                     |
| Domicile                        | <b>Ireland</b>                                 |
| Inception date                  | <b>8 August 2022</b>                           |
| Fund size                       | <b>AUD 1,091,013,137</b>                       |
| Reference benchmark             | <b>100% RBA Interbank Overnight Cash Rate</b>  |
| Managers                        | <b>Gordon Rodrigues<br/>Catherine NY Tsang</b> |
| Money market fund type          | <b>Low Volatility Net Asset Value</b>          |

### Fees and expenses

|   |                        |
|---|------------------------|
| Minimum initial investment <sup>1</sup> | <b>AUD 250,000,000</b> |
| Annual charge                           | <b>0.150%</b>          |

### Codes

|                  |                     |
|------------------|---------------------|
| ISIN             | <b>IE00BD4H6650</b> |
| Bloomberg ticker | <b>HSAUDLF ID</b>   |
| SEDOL            | <b>BD4H665</b>      |

### Rating<sup>2</sup>

|                |               |
|----------------|---------------|
| S&P rating     | <b>AAAm</b>   |
| Moody's rating | <b>Aaa-mf</b> |

### Characteristics

|                           |           |
|---------------------------|-----------|
| Weighted average maturity | <b>43</b> |
| Weighted average life     | <b>68</b> |

### Fund manager information

|              |                   |
|--------------|-------------------|
| IMMFA member | <b>01/07/2000</b> |
|--------------|-------------------|

<sup>2</sup>The "AAAm", "Aaa-mf" and "AAAmf" money market fund ratings are historical and reflect the superior quality of the Fund's investments, sound liquidity management, and strong operations and trading support. Periodic reviews are conducted to ensure a secure operations environment. The ratings do not eliminate the risks associated with investing in the Fund.

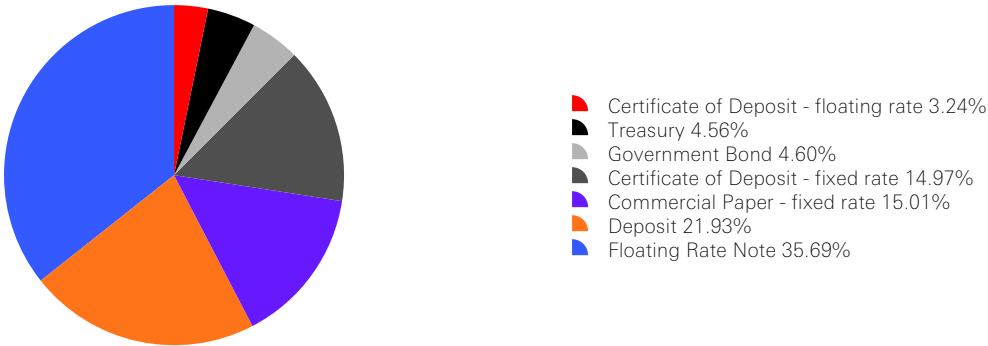
**Past performance does not predict future returns. The figures are calculated in the share class base currency, dividend reinvested, net of fees. Returns of 1 year or less are annualised on a simple basis and for periods greater than 1 year returns are annualised on a compound basis. All yields are annualised using 365 days in accordance with the Institutional Money Market Funds Association. This is a marketing communication. Please refer to the prospectus and to the KID before making any final investment decisions. For definition of terms, please refer to the Glossary QR code and Prospectus.**

Source: HSBC Asset Management, data as at 30 June 2025

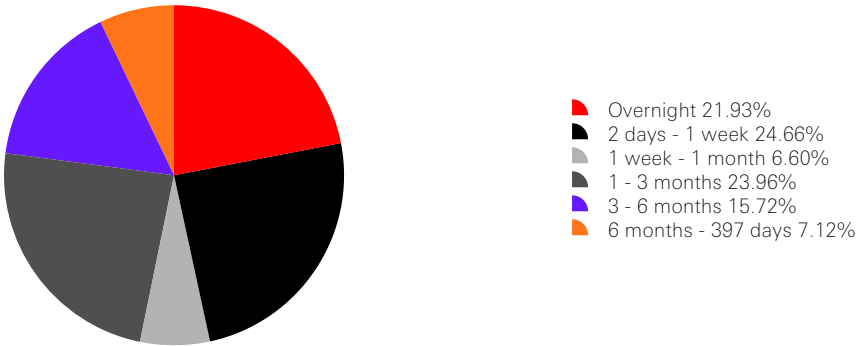
| Performance (%)     | YTD  | 1 month | 3 months | 6 months | 1 year | 3 years ann | 5 years ann | Since inception ann |
|---------------------|------|---------|----------|----------|--------|-------------|-------------|---------------------|
| F                   | 4.15 | 3.86    | 4.00     | 4.15     | 4.31   | --          | --          | 3.88                |
| Reference Benchmark | 4.14 | 3.84    | 3.99     | 4.14     | 4.30   | --          | --          | 3.94                |

| Rolling performance (%) | 30/06/24-30/06/25 | 30/06/23-30/06/24 | 30/06/22-30/06/23 | 30/06/21-30/06/22 | 30/06/20-30/06/21 |
|-------------------------|-------------------|-------------------|-------------------|-------------------|-------------------|
| F                       | 4.31              | 4.28              | --                | --                | --                |
| Reference Benchmark     | 4.30              | 4.31              | --                | --                | --                |


Instrument mix (%)



Maturity ladder (%)



Credit quality (%)



| Top 10 issuers                   | Weight (%) |
|----------------------------------|------------|
| ING BANK NV                      | 9.95       |
| SOCIETE GENERALE SA              | 6.68       |
| SUMITOMO MITSUI TRUST BANK LTD   | 5.55       |
| ANZ GROUP HOLDINGS LTD           | 4.60       |
| AUSTRALIA TREASURY BILL          | 4.56       |
| OVERSEA-CHINESE BANKING CORP LTD | 4.55       |
| WESTPAC BANKING CORP             | 4.37       |
| UNITED OVERSEAS BANK LTD         | 4.16       |
| BNG BANK NV                      | 4.14       |
| NATIONAL AUSTRALIA BANK LTD      | 4.13       |

## Risk disclosures

- The Fund's objective may not be achieved in adverse market conditions. During times of very low interest rates, the interest received by the Fund could be less than the costs of operating the Fund.
- Investment Leverage occurs when the economic exposure is greater than the amount invested, such as when derivatives are used. A Fund that employs leverage may experience greater gains and/or losses due to the amplification effect from a movement in the price of the reference source.
- Further information on the potential risks can be found in the Key Information Document (KID) and/or the Prospectus or Offering Memorandum.

## Important information

The material contained herein is for marketing purposes and is for your information only. This document is not contractually binding nor are we required to provide this to you by any legislative provision. It does not constitute legal, tax or investment advice or a recommendation to any reader of this material to buy or sell investments. You must not, therefore, rely on the content of this document when making any investment decisions.

This material is not intended for distribution to or use by any person or entity in any jurisdiction or country where such distribution or use would be contrary to law or regulation. This material is not and should not be construed as an offer to sell or the solicitation of an offer to purchase or subscribe to any investment.

Any views expressed were held at the time of preparation and are subject to change without notice. While any forecast, projection or target where provided is indicative only and not guaranteed in any way. HSBC Global Asset Management (UK) Limited accepts no liability for any failure to meet such forecast, projection or target.

This fund is a sub-fund of HSBC Global Liquidity Funds plc, an open-ended Investment company with variable capital and segregated liability between sub-funds, which is incorporated under the laws of Ireland and authorised by the Central Bank of Ireland. The company is constituted as an umbrella fund, with segregated liability between sub-funds. UK based investors in HSBC Global Liquidity Funds plc are advised that they may not be afforded some of the protections conveyed by the provisions of the Financial Services and Markets Act 2000. The Company is recognised in the United Kingdom by the Financial Conduct Authority under section 264 of the Act. The shares in HSBC Global Liquidity Funds plc have not been and will not be publicly offered for sale in the United States of America, its territories or possessions and all areas subject to its jurisdiction, or to United States Persons. All applications are made on the basis of the current HSBC Global Liquidity Funds plc Prospectus, Key Investor Information Document, Supplementary Information Document (SID) and most recent annual and semi-annual reports, which can be obtained upon request free of charge from HSBC Global Asset Management (UK) Limited, 8 Canada Square, Canary Wharf, London, E14 5HQ, UK, or the local distributors. Investors and potential investors should read and note the risk warnings in the prospectus and relevant KIID and additionally, in the case of retail clients, the information contained in the supporting SID. It is important to remember that there is no guarantee that a stable net asset value will be maintained.

Further information about the Company including the Prospectus, the most recent annual and semi-annual reports of the Company and the latest share prices, may be obtained free of charge, in English, from the Administrator by emailing [hsbc.dealingteam@bnymellon.com](mailto:hsbc.dealingteam@bnymellon.com), or by visiting [www.globalliquidity.hsbc.com](http://www.globalliquidity.hsbc.com).

The most recent Prospectus is available in English. Key Investor Information Document (KID) are available in the local language where they are registered.

To help improve our service and in the interests of security we may record and/or monitor your communication with us. HSBC Global Asset Management (UK) Limited provides information to Institutions, Professional Advisers and their clients on the investment products and services of the HSBC Group.

Approved for issue in the UK by HSBC Global Asset Management (UK) Limited, who are authorised and regulated by the Financial Conduct Authority.

[www.assetmanagement.hsbc.co.uk](http://www.assetmanagement.hsbc.co.uk)

Copyright © HSBC Global Asset Management (UK) Limited 2025. All rights reserved.

Further Information can be found in the prospectus and in our Key Investor Information Documents published in our Fund Centre at [www.assetmanagement.hsbc.co.uk](http://www.assetmanagement.hsbc.co.uk)

Term: The management company cannot terminate the Fund unilaterally. The Board of Directors may furthermore decide to liquidate the Fund in certain circumstances set out in the prospectus and articles of incorporation of the Fund. Further additional and complete information (including but not limited to) investor rights, costs and charges, please refer to the prospectus.

Detailed information for article 8 and 9 sustainable investment products, as categorised under the Sustainable Finance Disclosure Regulation (SFDR), including; description of the environmental or social characteristics or the sustainable investment objective; methodologies used to assess, measure and monitor the environmental or social characteristics and the impact of the selected sustainable investments and; objectives and benchmark information, can be found at: <https://www.assetmanagement.hsbc.co.uk/en/intermediary/investment-expertise/sustainable-investments/sustainable-investment-product-offering>

Source: HSBC Asset Management, data as at 30 June 2025

Follow us on:



HSBC Asset Management

For a copy of the prospectus, key investor information document, supplementary information document, annual and semi-annual reports, information on portfolio holdings or other matters, please contact your local HSBC Group office, or contact our team of liquidity specialists in London by phone: +44 (0) 20 7991 7577 or by email: [liquidity.services@hsbc.com](mailto:liquidity.services@hsbc.com). To help improve our service and in the interests of security we may record and/or monitor your communication with us.

### Glossary



[www.assetmanagement.hsbc.co.uk/en/api/v1/download/document/gb00b80qg615/gb/en/glossary](http://www.assetmanagement.hsbc.co.uk/en/api/v1/download/document/gb00b80qg615/gb/en/glossary)