

HSBC Global Funds ICAV

Global Equity Index Fund

Monthly report 31 March 2023 | Share class AC



Investment objective

The Fund aims to provide long-term capital growth by tracking as closely as possible the performance of the MSCI World Net Total Return Index (the Index).



Investment strategy

The Index is comprised of the large and mid-sized companies in developed markets, as defined by the Index provider. The Fund will be passively managed. It uses an investment technique called optimisation, which seeks to minimise the difference in return between the Fund and the Index by considering tracking error (the risk that the Fund return varies from the Index return) and trading costs when constructing a portfolio. The Fund will not necessarily invest in every Index constituent or invest proportionally to each company's weight in the Index and may invest in companies outside the Index, but which are expected to provide similar performance and risk characteristics to certain Index constituents. If the Fund cannot invest directly in the companies, it can may gain exposure by using other investments such as depositary receipts, derivatives or funds. The Fund may invest up to 10% of its assets in other funds, including HSBC funds. It can also invest up to 10% of its assets in total return swaps. See the Prospectus for a full description of the investment objectives and derivative usage.



Main risks

- The value of investments and any income from them can go down as well as up and you may not get back the amount originally invested.
- Investing in assets denominated in a currency other than that of the investor's own currency exposes the value of the investment to exchange rate fluctuations
- Where overseas investments are held the rate of currency exchange may cause the value of such investments to go down as well as up.

Share class details

Key metrics

NAV per share	USD 13.61
Performance 1 month	2.94%
Volatility 3 years	18.30%

Fund facts

UCITS V compliant	Yes
UK reporting fund status (UKRS)	Yes
ISA eligible	Yes
Dividend treatment	Accumulating
Dealing frequency	Daily
Valuation time	23:00 Ireland
Share class base currency	USD
Domicile	Ireland
Inception date	24 April 2019
Fund size	USD 46,824,338
Reference benchmark	100% MSCI World Net

Fees and expenses

Minimum initial investment ¹	USD 5,000
Ongoing charge figure ²	0.480%

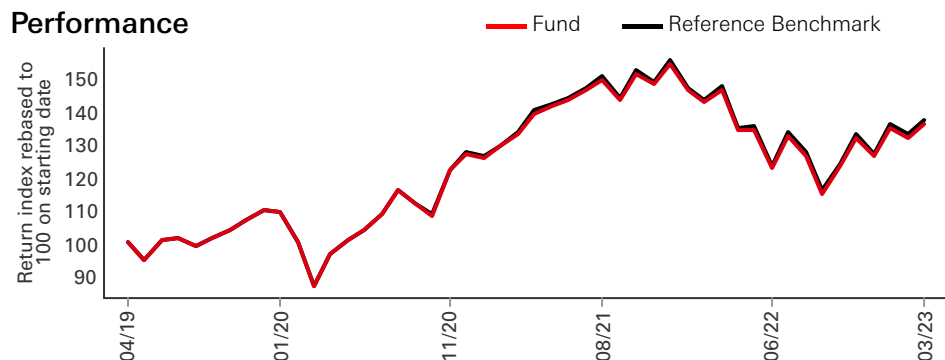
Codes

ISIN	IE00BDTYHQ87
Bloomberg ticker	HSGEQAC ID
SEDOL	BDTYHQ8

¹Please note that initial minimum subscription may vary across different distributors

²Ongoing Charges Figure, is based on expenses over a year. The figure includes annual management charge but not the transaction costs. Such figures may vary from time to time.

Performance

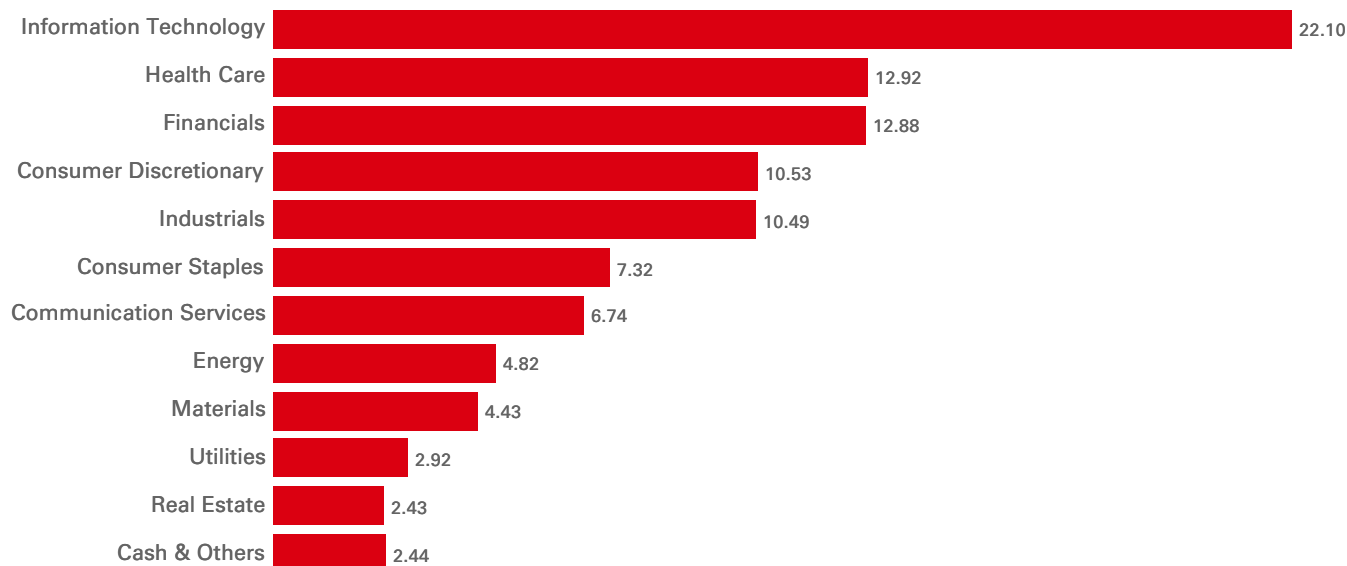


Performance (%)	YTD	1 month	3 months	6 months	1 year	3 years ann	5 years ann	Since inception ann
AC	7.74	2.94	7.74	18.30	-7.16	16.06	--	8.14
Reference Benchmark	7.73	3.09	7.73	18.25	-7.02	16.40	--	8.36
Tracking difference	0.01	-0.15	0.01	0.05	-0.14	-0.34	--	-0.22
Tracking error	--	--	--	--	0.28	0.38	--	0.36

Rolling performance (%)	31/03/22-31/03/23	31/03/21-31/03/22	31/03/20-31/03/21	31/03/19-31/03/20	31/03/18-31/03/19
AC	-7.16	9.87	53.27	--	--
Reference Benchmark	-7.02	10.12	54.03	--	--

Equity characteristics	Fund	Reference Benchmark	Benchmark information
No. of holdings ex cash	1,019	3,018	Index name 100% MSCI World Net
Average market cap (USD Mil)	356,236	359,673	Index currency USD
Price/earning ratio	15.16	15.25	

Sector allocation (%)



Geographical allocation (%)



Top 10 holdings	Location	Sector	Weight (%)
Apple Inc	United States	Information Technology	4.75
Microsoft Corp	United States	Information Technology	3.67
Alphabet Inc	United States	Communication Services	2.15
Amazon.com Inc	United States	Consumer Discretionary	1.71
NVIDIA Corp	United States	Information Technology	1.21
Tesla Inc	United States	Consumer Discretionary	0.99
Meta Platforms Inc	United States	Communication Services	0.87
Exxon Mobil Corp	United States	Energy	0.82
UnitedHealth Group Inc	United States	Health Care	0.80
Johnson & Johnson	United States	Health Care	0.72

Risk disclosures

- The value of investible securities can change over time due to a wide variety of factors, including but not limited to: political and economic news, government policy, changes in demographics, cultures and populations, natural or human-caused disasters etc.
- To the extent that the Fund seeks to replicate index performance by holding individual securities, there is no guarantee that its composition or performance will exactly match that of the target index at any given time ("tracking error").
- Investment Leverage occurs when the economic exposure is greater than the amount invested, such as when derivatives are used. A Fund that employs leverage may experience greater gains and/or losses due to the amplification effect from a movement in the price of the reference source.
- Further information on the potential risks can be found in the Key Information Document (KID) and/or the Prospectus or Offering Memorandum.

Index disclaimer

Source: MSCI. The MSCI information may only be used for your internal use, may not be reproduced or disseminated in any form and may not be used as a basis for or a component of any financial instruments or products or indices. None of the MSCI information is intended to constitute investment advice or a recommendation to make (or refrain from making) any kind of investment decision and may not be relied on as such. Historical data and analysis should not be taken as an indication or guarantee of any future performance analysis, forecast or prediction. The MSCI information is provided on an "as is" basis and the user of this information assumes the entire risk of any use made of this information. MSCI, each of its affiliates and each other person involved in or related to compiling, computing or creating any MSCI information (collectively, the "MSCI Parties") expressly disclaims all warranties (including, without limitation, any warranties of originality, accuracy, completeness, timeliness, non-infringement, merchantability and fitness for a particular purpose) with respect to this information. Without limiting any of the foregoing, in no event shall any MSCI Party have any liability for any direct, indirect, special, incidental, punitive, consequential (including, without limitation, lost profits) or any other damages. (www.msci.com)

Important information

The material contained herein is for marketing purposes and is for your information only. This document is not contractually binding nor are we required to provide this to you by any legislative provision. It does not constitute legal, tax or investment advice or a recommendation to any reader of this material to buy or sell investments. You must not, therefore, rely on the content of this document when making any investment decisions.

This material is not intended for distribution to or use by any person or entity in any jurisdiction or country where such distribution or use would be contrary to law or regulation. This material is not and should not be construed as an offer to sell or the solicitation of an offer to purchase or subscribe to any investment.

Any views expressed were held at the time of preparation and are subject to change without notice. While any forecast, projection or target where provided is indicative only and not guaranteed in any way. HSBC Global Asset Management (UK) Limited accepts no liability for any failure to meet such forecast, projection or target.

To help improve our service and in the interests of security we may record and/or monitor your communication with us. HSBC Global Asset Management (UK) Limited provides information to Institutions, Professional Advisers and their clients on the investment products and services of the HSBC Group.

Approved for issue in the UK by HSBC Global Asset Management (UK) Limited, who are authorised and regulated by the Financial Conduct Authority.

www.assetmanagement.hsbc.co.uk


Copyright © HSBC Global Asset Management (UK) Limited 2023. All rights reserved.

Further Information can be found in the prospectus and in our Key Investor Information

Documents published in our Fund Centre at www.assetmanagement.hsbc.co.uk

Source: HSBC Asset Management, data as at 31 March 2023

Follow us on:



For more information please contact us at E-mail:

Wholesale.clientservices@hsbc.com.

www.assetmanagement.hsbc.com/uk

To help improve our service and in the interests of security we may record and/or monitor your communication with us.

Glossary

