

HSBC Global Funds ICAV

Global Aggregate Bond Index Fund

Monthly report 29 February 2024 | Share class BCH



Investment objective

The Fund aims to provide regular income and capital growth by tracking as closely as possible the performance of the Bloomberg Global Aggregate Bond Index (total return hedged to US dollars) (the Index).



Investment strategy

The Index is comprised of investment grade bonds (and other similar securities). The Index is multi-currency but is hedged to US dollars (USD). The Index includes treasury, government-related, corporate and securitised fixed-rate bonds from developed and emerging markets issuers. The Fund will be passively managed and will invest in bonds issued by governments, government-related, supranational bodies and companies based in developed and emerging markets; ABS and MBS; and covered bonds, all of which are Index constituents. It uses an investment technique called optimisation, which seeks to minimise the difference in return between the Fund and the Index by considering tracking error (the risk that the Fund return varies from the Index return) and trading costs when constructing a portfolio. The Fund will not necessarily invest in every Index constituent or invest proportionally to each constituents' Index weight and may invest in assets outside of the Index, such as: bonds with a credit rating of Ba1, BB+ and below; as well as cash, money market instruments and funds. The Fund may invest up to 30% in China Interbank Bond market, up to 10% of its assets in funds. The Fund may also invest up to 30% in total return swaps. However, this exposure is not expected to exceed 0%. The credit ratings of the Fund's underlying investments is expected to be at least investment grade. The Fund's primary currency exposure is to USD. See the Prospectus for a full description of the investment objectives and derivative usage.



Main risks

- The value of investments and any income from them can go down as well as up and you may not get back the amount originally invested.
- Investing in assets denominated in a currency other than that of the investor's own currency exposes the value of the investment to exchange rate fluctuations
- Where overseas investments are held the rate of currency exchange may cause the value of such investments to go down as well as up.

Share class details

Key metrics

NAV per share	USD 10.68
Performance 1 month	-0.73%
Yield to maturity	3.73%

Fund facts

UCITS V compliant	Yes
UK reporting fund status (UKRS)	Yes
ISA eligible	Yes
Dividend treatment	Accumulating
Dealing frequency	Daily
Valuation time	23:00 Ireland
Share class base currency	USD
Domicile	Ireland
Inception date	14 November 2018
Fund size	USD 11,421,347,226
Reference benchmark	100% Bloomberg Global Aggregate Bond Index (total return hedged to USD)
Managers	HSBC Passive Fixed Income Team

Fees and expenses

Minimum initial investment ¹	USD 5,000
Ongoing charge figure ²	0.200%

Codes

ISIN	IE00BF5DZ143
Bloomberg ticker	HSABBCH ID
SEDOL	BF5DZ14

¹Please note that initial minimum subscription may vary across different distributors

²Ongoing Charges Figure is based on expenses over a year. The figure includes annual management charge but not the transaction costs. Such figures may vary from time to time.

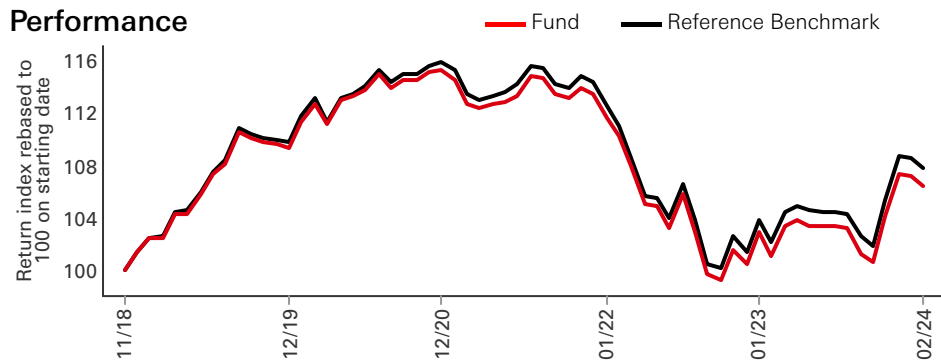
Past performance does not predict future returns. The figures are calculated in the share class base currency, dividend reinvested, net of fees.

This is a marketing communication. Please refer to the prospectus and to the KID before making any final investment decisions.

For definition of terms, please refer to the Glossary QR code and Prospectus.

Source: HSBC Asset Management, data as at 29 February 2024

Performance



Performance (%)	YTD	1 month	3 months	6 months	1 year	3 years ann	5 years ann	10 years ann	Since inception ann
BCH	-0.96	-0.73	2.19	3.09	5.16	-1.91	0.75	--	1.25
Reference Benchmark	-0.88	-0.69	2.29	3.24	5.49	-1.71	0.98	--	1.50

Rolling performance (%)	28/02/23-29/02/24	28/02/22-28/02/23	28/02/21-28/02/22	29/02/20-28/02/21	28/02/19-29/02/20	28/02/18-28/02/19	28/02/17-28/02/18	29/02/16-28/02/17	28/02/15-29/02/16	28/02/14-28/02/15
BCH	5.16	-8.17	-2.28	0.07	9.93	--	--	--	--	--
Reference Benchmark	5.49	-7.97	-2.19	0.32	10.22	--	--	--	--	--

3-Year Risk Measures	BCH	Reference Benchmark	5-Year Risk Measures	BCH	Reference Benchmark
Volatility	5.56%	5.55%	Volatility	4.94%	4.92%
Sharpe ratio	-0.78	-0.74	Sharpe ratio	-0.25	-0.20
Tracking error	0.25%	--	Tracking error	0.24%	--
Information ratio	-0.82	--	Information ratio	-0.96	--

Fixed Income Characteristics	Fund	Reference Benchmark	Relative
No. of holdings ex cash	4,793	30,048	--
Average coupon rate	2.77	2.76	0.01
Yield to worst	3.76%	3.80%	-0.04%
Option adjusted duration	6.64	6.63	0.00
Modified duration to worst	6.48	6.48	0.00
Option adjusted spread duration	6.57	6.56	0.01
Average maturity	8.50	8.48	0.02
Rating average	AA-/A+	AA-/A+	--

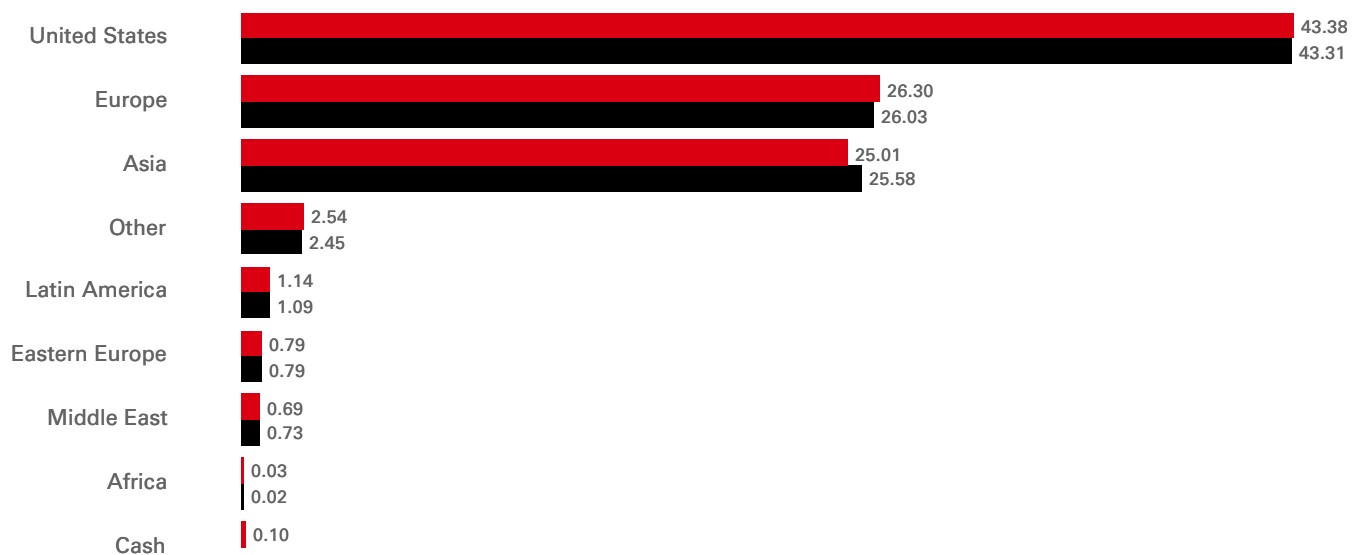
Credit rating (%)	Fund	Reference Benchmark	Relative
AAA	15.59	12.09	3.50
AA	38.40	41.81	-3.41
A	31.91	31.70	0.21
BBB	13.94	14.40	-0.46
BB	0.02	--	0.02
C	0.00	--	0.00
NR	0.03	--	0.03
Cash	0.10	--	0.10

Maturity Breakdown (Option adjusted duration)	Fund	Reference Benchmark	Relative
0-2 years	0.17	0.19	-0.02
2-5 years	1.01	0.99	0.02
5-10 years	2.18	2.16	0.03
10+ years	3.27	3.29	-0.03
Total	6.64	6.63	0.00

Duration by currency bloc (Option adjusted duration)	Fund	Reference Benchmark	Relative
Dollar	3.07	3.02	0.05
Euro	1.51	1.53	-0.02
Japan	0.96	0.96	-0.01
EM Local Currency	0.78	0.79	-0.01
UK	0.32	0.33	0.00
Total	6.64	6.63	0.00

Currency Allocation (%)	Fund	Reference Benchmark	Relative
USD	99.78	100.00	-0.22
CNY	9.29	--	9.29
EUR	0.13	--	0.13
JPY	0.03	--	0.03
IDR	0.01	--	0.01
HUF	0.01	--	0.01
MXN	0.01	--	0.01
CZK	0.01	--	0.01
MYR	0.00	--	0.00
RON	0.00	--	0.00
Other Currencies	-9.25	--	-9.25

Geographical allocation (%)



■ Fund ■ Reference Benchmark

Sector allocation (%)	Fund	Reference Benchmark	Relative
Treasuries	52.65	52.77	-0.12
Supra/agencies	14.74	14.92	-0.18
Corp Non-fin	11.25	11.28	-0.03
US Agency Mbs	10.87	10.69	0.18
Corp Fin	7.33	7.22	0.10
Collateralised	3.06	3.11	-0.06
Cash	0.10	--	0.10

Top 10 holdings	Weight (%)
CHINA GOVT BOND 2.550 15/10/28	0.30
FNCL 2 3/24 2.000	0.30
FNCL 2.5 3/24 2.500	0.27
CHINA GOVT BOND 3.250 06/06/26	0.27
CHINA DEV BANK 2.520 25/05/28	0.25
FNCL 3 3/24 3.000	0.20
CHINA GOVT BOND 2.670 25/05/33	0.19
CHINA GOVT BOND 2.800 25/03/30	0.19
CHINA DEV BANK 3.300 03/03/26	0.19
FNCL 2 3/24 2.000	0.18

Risk disclosures

- The Fund invests in bonds whose value generally falls when interest rates rise. This risk is typically greater the longer the maturity of a bond investment and the higher its credit quality. The issuers of certain bonds, could become unwilling or unable to make payments on their bonds and default. Bonds that are in default may become hard to sell or worthless.
- The Fund may invest in Emerging Markets, these markets are less established, and often more volatile, than developed markets and involve higher risks, particularly market, liquidity and currency risks.
- To the extent that the Fund seeks to replicate index performance by holding individual securities, there is no guarantee that its composition or performance will exactly match that of the target index at any given time ("tracking error").
- Derivatives may be used by the Fund, and these can behave unexpectedly. The pricing and volatility of many derivatives may diverge from strictly reflecting the pricing or volatility of their underlying reference(s), instrument or asset.
- Investment Leverage occurs when the economic exposure is greater than the amount invested, such as when derivatives are used. A Fund that employs leverage may experience greater gains and/or losses due to the amplification effect from a movement in the price of the reference source.
- Where overseas investments are held the rate of currency exchange may cause the value of such investments to go down as well as up.
- Further information on the potential risks can be found in the Key Information Document (KID) and/or the Prospectus or Offering Memorandum.

Index disclaimer

Bloomberg® is a trademark and service mark of Bloomberg Finance L.P. (collectively with its affiliates, "Bloomberg"). Barclays® is a trademark and service mark of Barclays Bank Plc (collectively with its affiliates, "Barclays"), used under license. Bloomberg or Bloomberg's licensors, including Barclays, own all proprietary rights in the Bloomberg Barclays Indices. Neither Bloomberg nor Barclays approve or endorse this material, or guarantees the accuracy or completeness of any information herein, or makes any warranty, express or implied, as to the results to be obtained therefrom and, to the maximum extent allowed by law, neither shall have any liability or responsibility for injury or damages arising in connection therewith.

Important information

The material contained herein is for marketing purposes and is for your information only. This document is not contractually binding nor are we required to provide this to you by any legislative provision. It does not constitute legal, tax or investment advice or a recommendation to any reader of this material to buy or sell investments. You must not, therefore, rely on the content of this document when making any investment decisions.

This material is not intended for distribution to or use by any person or entity in any jurisdiction or country where such distribution or use would be contrary to law or regulation. This material is not and should not be construed as an offer to sell or the solicitation of an offer to purchase or subscribe to any investment.

Any views expressed were held at the time of preparation and are subject to change without notice. While any forecast, projection or target where provided is indicative only and not guaranteed in any way. HSBC Global Asset Management (UK) Limited accepts no liability for any failure to meet such forecast, projection or target.

Further information about the UCITS including the Prospectus, the most recent annual and semi-annual reports of the UCITS and the latest prices of shares, may be obtained free of charge, in English, from the Administrator by emailing ifsinvestorqueries@hsbc.com, or by visiting www.global.assetmanagement.hsbc.com. The Prospectus, annual and semi-annual reports are prepared for the entire UCITS.

The most recent Prospectus is available in English and French. Key Investor Information Document (KIID) are available in the local language where they are registered.

To help improve our service and in the interests of security we may record and/or monitor your communication with us. HSBC Global Asset Management (UK) Limited provides information to Institutions, Professional Advisers and their clients on the investment products and services of the HSBC Group.

Approved for issue in the UK by HSBC Global Asset Management (UK) Limited, who are authorised and regulated by the Financial Conduct Authority.

www.assetmanagement.hsbc.co.uk


Copyright © HSBC Global Asset Management (UK) Limited 2024. All rights reserved.

Further Information can be found in the prospectus and in our Key Investor Information Documents published in our Fund Centre at www.assetmanagement.hsbc.co.uk

Term: The management company cannot terminate the Fund unilaterally. The Board of Directors may furthermore decide to liquidate the Fund in certain circumstances set out in the prospectus and articles of incorporation of the Fund. Further additional and complete information (including but not limited to) investor rights, costs and charges, please refer to the prospectus.

Source: HSBC Asset Management, data as at 29 February 2024

Follow us on:



For more information please contact us at E-mail:

Wholesale.clientservices@hsbc.com.

www.assetmanagement.hsbc.com/uk

To help improve our service and in the interests of security we may record and/or monitor your communication with us.

Glossary

