

HSBC ETFs PLC

HSBC UK SCREENED EQUITY UCITS ETF

Marketing communication | Monthly report 31 May 2025 | HSUK LN | GBP

This product is based overseas and is not subject to UK sustainable investment labelling and disclosure requirements.



Investment objective

The Fund aims to track as closely as possible the returns of the FTSE UK ESG Low Carbon Select Index (the Index). The Fund will invest in, or gain exposure to shares of companies which make up the Index. The Fund qualifies under Article 8 of SFDR.



Investment strategy

The Index is a subset of the FTSE UK Index (the Parent Index) and made up of companies in the United Kingdom, as determined by the Index Provider.

The Index seeks to achieve a reduction in carbon emissions and fossil fuel reserves exposure, and an improvement of the FTSE Russell ESG rating against that of the Parent Index. It excludes shares of companies with exposure to: tobacco, thermal coal extraction, electricity generation, gambling, adult entertainment and controversial weapons. The Index also applies, among others, the United Nations Global Compact exclusionary criteria.

The Fund will be passively managed and will aim to invest in the shares of the companies in generally the same proportion as in the Index.

The Fund may invest up to 35% in securities from a single issuer during exceptional market conditions.

The Fund may invest up to 10% in total return swaps and contracts for difference and up to 10% in other funds.

See the Prospectus for a full description of the investment objectives and derivative usage.



Main risks

- The value of investments and any income from them can go down as well as up and investors may not get back the amount originally invested
- Where overseas investments are held the rate of currency exchange may cause the value of such investments to go down as well as up.
- The value of investible securities can change over time due to a wide variety of factors, including but not limited to: political and economic news, government policy, changes in demographics, cultures and populations, natural or human-caused disasters etc.

Fund facts

Fund manager	HSBC Global Asset Management (UK) Limited
Custodian	HSBC Continental Europe
Fund administrator	HSBC Securities Services (Ireland) DAC

Share class details

Key metrics

NAV per share	GBP 20.61
Performance 1 month	4.16%
Tracking error 3 years	0.21%

Fund facts

UCITS V compliant	Yes
UK reporting fund status (UKRS)	Yes
ISA eligible	Yes
Dividend treatment	Accumulating
Dividend currency	GBP
Fund base currency	GBP
Currency Hedged	Not Hedged
Share class base currency	GBP
Domicile	Ireland
Inception date	8 October 2020
Shares outstanding	1,052,899
Fund size	GBP 33,020,699
Reference benchmark	100% FTSE UK ESG Low Carbon Select Index
Replication method	Physical- Full
SIPP eligible	Yes
Issuer	HSBC ETFs PLC
Fiscal year end	Dec

Fees and expenses

Ongoing charge figure ¹	0.120%
------------------------------------	---------------

Codes

ISIN	IE00BKY53D40
SEDOL	BL6VNJ3

¹Ongoing Charges Figure is based on expenses over a year. The figure includes annual management charge but not the transaction costs. Such figures may vary from time to time.

Past performance does not predict future returns. The figures are calculated in the share class base currency, dividend reinvested, net of fees.

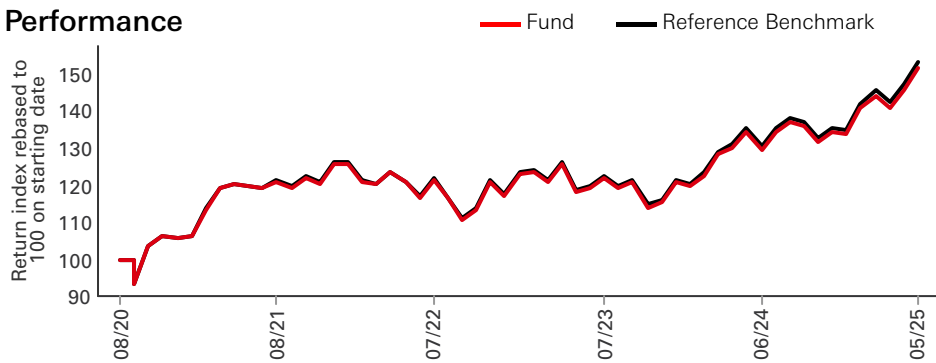
This is a marketing communication. Please refer to the prospectus and to the KID before making any final investment decisions.

For definition of terms, please refer to the Glossary QR code and Prospectus.

Prior to 30/04/2025 the fund name was HSBC UK SUSTAINABLE EQUITY UCITS ETF

Source: HSBC Asset Management, data as at 31 May 2025

Performance



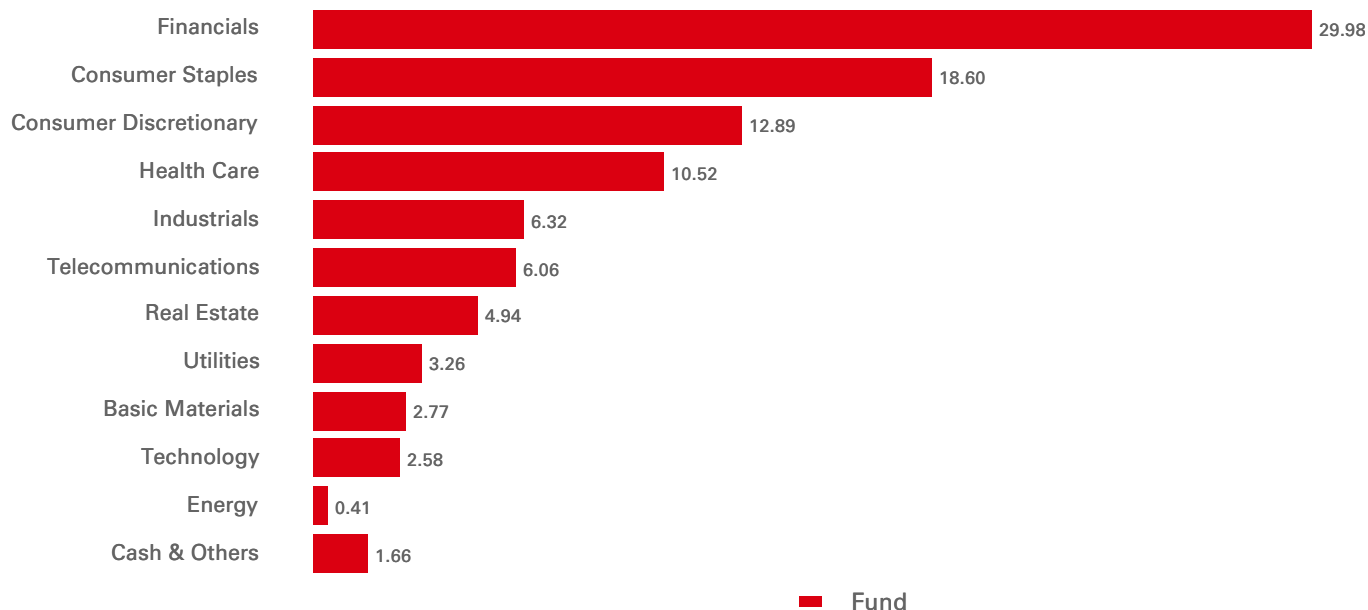
Performance (%)	YTD	1 month	3 months	6 months	1 year	3 years ann	5 years ann	Since inception ann
Fund	13.40	4.16	5.43	12.94	12.87	7.85	--	9.37
Reference Benchmark	13.53	4.14	5.53	13.11	13.27	8.18	--	9.62
Tracking difference	-0.13	0.02	-0.10	-0.17	-0.40	-0.34	--	-0.25
Tracking error	--	--	--	--	0.17	0.21	--	0.24

Rolling performance (%)	31/05/24-31/05/25	31/05/23-31/05/24	31/05/22-31/05/23	31/05/21-31/05/22	31/05/20-31/05/21
Fund	12.87	13.62	-2.19	0.61	--
Reference Benchmark	13.27	13.98	-1.93	0.63	--

Equity characteristics	Fund	Reference Benchmark
No. of holdings ex cash	79	80
Average market cap (GBP Mil)	37,965	37,950
Price/earning ratio	11.49	11.49

Benchmark information	
Index name	100% FTSE UK ESG Low Carbon Select Index
Index currency	GBP
Benchmark type	Net Return
Index Rebalancing Frequency	Annually
TR Index Bloomberg Ticker	ELCGBRN
TR Index Reuters RIC	.TFTELCGBRNS

Sector allocation (%)



Past performance does not predict future returns. The figures are calculated in the share class base currency, dividend reinvested, net of fees.

Broad Market Index: FTSE UK

Source: HSBC Asset Management, data as at 31 May 2025

Top 10 holdings	Sector	Weight (%)
Lloyds Banking Group PLC	Financials	11.54
Barclays PLC	Financials	10.69
GSK PLC	Health Care	8.32
Diageo PLC	Consumer Staples	7.56
Next PLC	Consumer Discretionary	6.67
Vodafone Group PLC	Telecommunications	4.70
Unilever PLC	Consumer Staples	4.41
Aviva PLC	Financials	3.75
Coca-Cola HBC AG	Consumer Staples	3.44
Reckitt Benckiser Group PLC	Consumer Staples	2.46

Exchange name	Listing date	Trading currency	Trading hours	Bloomberg ticker	Reuters RIC	iNAV Bloomberg	iNAV Reuters
LONDON STOCK EXCHANGE	09 Oct 2020	GBP	08:00 - 16:30	HSUK LN	HSUK.L	HSUGBPIV	HSUKGBPINAV =SOLA
NYSE EURONEXT - EURONEXT PARIS	29 Oct 2020	EUR	09:00 - 17:30	HSUK FP	HSUK.PA	HSUEUXIV	HSUKEURINAV =SOLA
BOLSA INSTITUCIONAL DE VALORES	01 Apr 2022	MXN	08.25 - 15:00	HSUKN MM	HUSKN.BIV	HSUKGBIV	HSUKGBiv.P

Sustainability indicators	Fund	Broad market index
Carbon emissions intensity	31.52	73.52
Fossil fuel reserves intensity	1,651.18	3,173.85

Carbon emissions intensity - Carbon Intensity measures the quantity of carbon emission of a company (tonnes CO₂e/USD million revenue)
 Source: S&P Global Trucost

Fossil fuel reserves intensity - Fossil Fuel Reserves Intensity describes the quantities of greenhouse gas emissions that could be generated if the proven and probable fossil fuel reserves owned by companies were realised and burned. (tonnes CO₂e/USD million Market Cap)

FTSE ESG Score	ESG score	E	S	G
Fund	4.4	4.2	4.2	4.6
Broad market index	3.9	3.5	3.7	4.4

Provides a measure of a company's exposure to, and management of, ESG issues in multiple dimensions. The ESG Ratings are comprised of an overall Rating that breaks down into underlying Pillar and Thematic Exposures and Scores. A higher number indicates a more favourable ESG profile in the view of FTSE.

Risk disclosures


- To the extent that the Fund seeks to replicate index performance by holding individual securities, there is no guarantee that its composition or performance will exactly match that of the target index at any given time ("tracking error").
- Derivatives may be used by the Fund, and these can behave unexpectedly. The pricing and volatility of many derivatives may diverge from strictly reflecting the pricing or volatility of their underlying reference(s), instrument or asset.
- Investment Leverage occurs when the economic exposure is greater than the amount invested, such as when derivatives are used. A Fund that employs leverage may experience greater gains and/or losses due to the amplification effect from a movement in the price of the reference source.
- Where overseas investments are held the rate of currency exchange may cause the value of such investments to go down as well as up.
- Further information on the potential risks can be found in the Key Information Document (KID) and/or the Prospectus or Offering Memorandum.

Index disclaimer

FTSE International Limited ("FTSE") © FTSE 2025. "FTSE®" is a trade mark of the London Stock Exchange Group companies and is used by FTSE International Limited under licence. All rights in the FTSE indices and / or FTSE ratings vest in FTSE and/or its licensors. Neither FTSE nor its licensors accept any liability for any errors or omissions in the FTSE indices and / or FTSE ratings or underlying data. No further distribution of FTSE Data is permitted without FTSE's express written consent.

Source: HSBC Asset Management, data as at 31 May 2025

Follow us on:



E-mail: etf.client.services@hsbc.com
Website: www.etf.hsbc.com
For more information please contact us at E-mail:
Wholesale.clientservices@hsbc.com
www.assetmanagement.hsbc.com/uk
To help improve our service and in the interests of security we may record and/or monitor your communication with us.

Fund center



Glossary



www.assetmanagement.hsbc.co.uk/en/api/v1/download/document/gb00b80qg615/gb/en/glossary

Important information

The material contained herein is for marketing purposes and is for your information only. This document is not contractually binding nor are we required to provide this to you by any legislative provision. It does not constitute legal, tax or investment advice or a recommendation to any reader of this material to buy or sell investments. You must not, therefore, rely on the content of this document when making any investment decisions.

This material is not intended for distribution to or use by any person or entity in any jurisdiction or country where such distribution or use would be contrary to law or regulation. This material is not and should not be construed as an offer to sell or the solicitation of an offer to purchase or subscribe to any investment.

Any views expressed were held at the time of preparation and are subject to change without notice. While any forecast, projection or target where provided is indicative only and not guaranteed in any way. HSBC Global Asset Management (UK) Limited accepts no liability for any failure to meet such forecast, projection or target.

This fund is a sub-fund of HSBC ETFs plc ("the Company"), an investment company with variable capital and segregated liability between sub-funds, incorporated in Ireland as a public limited company, and is authorised by the Central Bank of Ireland. The company is constituted as an umbrella fund, with segregated liability between sub-funds. Shares purchased on the secondary market cannot usually be sold directly back to the Company.

Investors must buy and sell shares on the secondary market with the assistance of an intermediary (e.g. a stockbroker) and may incur fees for doing so. In addition, investors may pay more than the current Net Asset Value per share when buying shares and may receive less than the current Net Asset Value per Share when selling them. UK based investors in HSBC ETFs plc are advised that they may not be afforded some of the protections conveyed by the Financial Services and Markets Act (2000), ("the Act"). The Company is recognised in the United Kingdom by the Financial Conduct Authority under section 264 of the Act. The shares in HSBC ETFs plc have not been and will not be offered for sale or sold in the United States of America, its territories or possessions and all areas subject to its jurisdiction, or to United States Persons. Affiliated companies of HSBC Global Asset Management (UK) Limited may make markets in HSBC ETFs plc. All applications are made on the basis of the current HSBC ETFs plc Prospectus, relevant Key Investor Information Document ("KIID"), Supplementary Information Document (SID) and Fund supplement, and most recent annual and semi-annual reports, which can be obtained upon request free of charge from HSBC Global Asset Management (UK) Limited, 8 Canada Square, Canary Wharf, London, E14 5HQ. UK, or from a stockbroker or financial adviser. The indicative intra-day net asset value of the sub-fund[s] is available on at least one major market data vendor terminal such as Bloomberg, as well as on a wide range of websites that display stock market data, including www.reuters.com.

Investors and potential investors should read and note the risk warnings in the prospectus, relevant KIID and Fund supplement (where available) and additionally, in the case of retail clients, the information contained in the supporting SID.

Further information about the Company including the Prospectus, the most recent annual and semi-annual reports of the Company and the latest share prices, may be obtained free of charge, in English, from the Administrator by emailing ifsinvestorqueries@hsbc.com, or by visiting www.etf.hsbc.com. Details of the underlying investments of the fund are available on www.etf.hsbc.com. The indicative intra-day net asset value of the fund is available on at least one major market data vendor terminal such as Bloomberg, as well as on a wide range of websites that display stock market data, including www.reuters.com.

The most recent Prospectus is available in English, German and French. Key Investor Information Document (KID) are available in the local language where they are registered.

To help improve our service and in the interests of security we may record and/or monitor your communication with us. HSBC Global Asset Management (UK) Limited provides information to Institutions, Professional Advisers and their clients on the investment products and services of the HSBC Group.

Approved for issue in the UK by HSBC Global Asset Management (UK) Limited, who are authorised and regulated by the Financial Conduct Authority. www.assetmanagement.hsbc.co.uk

Copyright © HSBC Global Asset Management (UK) Limited 2025. All rights reserved.

Further Information can be found in the prospectus and in our Key Investor Information Documents published in our Fund Centre at www.assetmanagement.hsbc.co.uk

Term: The management company cannot terminate the Fund unilaterally. The Board of Directors may furthermore decide to liquidate the Fund in certain circumstances set out in the prospectus and articles of incorporation of the Fund. Further additional and complete information (including but not limited to) investor rights, costs and charges, please refer to the prospectus.

Detailed information for article 8 and 9 sustainable investment products, as categorised under the Sustainable Finance Disclosure Regulation (SFDR), including; description of the environmental or social characteristics or the sustainable investment objective; methodologies used to assess, measure and monitor the environmental or social characteristics and the impact of the selected sustainable investments and; objectives and benchmark information, can be found at: <https://www.assetmanagement.hsbc.co.uk/en/intermediary/investment-expertise/sustainable-investments/sustainable-investment-product-offering>