

HSBC ETFs PLC

HSBC MULTI FACTOR WORLDWIDE EQUITY UCITS ETF

Marketing communication | Monthly report 31 July 2025 | HWWD LN | USD

This product is based overseas and is not subject to UK sustainable investment labelling and disclosure requirements.



Investment objective

The Fund aims to provide long-term capital growth.



Investment strategy

In normal market conditions, the Fund will invest at least 90% of its assets in shares of companies of any size, that are based anywhere in the world, including emerging markets. The Investment Manager identifies stocks from the MSCI All Country World Index and ranks them from the least attractive to most attractive based upon certain factors, such as Value, Quality, Momentum, Low Risk and Size. The Investment Manager will then quantitatively select the shares to create a portfolio which maximises the exposure to the highest ranked stocks whilst minimising the Fund's risk characteristics through the application of a series of constraints such as sector and company weights. The Fund may invest in China A-shares through the Shanghai-Hong Kong and/or Shenzhen-Hong Kong Stock Connect and in CAAPs or through funds. The Fund may invest up to 10% in other funds and up to 10% in total return swaps and contracts for difference. The Fund is actively managed and does not track a benchmark. Consideration may be given to a reference benchmark when selecting investments. The reference benchmark for the Fund is MSCI All Country World Index (USD) Net. See the Prospectus for a full description of the investment objectives and derivative usage.



Main risks

- The value of investments and any income from them can go down as well as up and investors may not get back the amount originally invested
- Investing in assets denominated in a currency other than that of the investor's own currency exposes the value of the investment to exchange rate fluctuations
- Where overseas investments are held the rate of currency exchange may cause the value of such investments to go down as well as up.

Fund facts

Fund manager	HSBC Global Asset Management (UK) Limited
Custodian	HSBC Continental Europe
Fund administrator	HSBC Securities Services (Ireland) DAC

Share class details

Key metrics

NAV per share	USD 33.43
Performance 1 month	1.71%
Tracking error 3 years	2.10%

Fund facts

UCITS V compliant	Yes
UK reporting fund status (UKRS)	Yes
ISA eligible	Yes
Dividend treatment	Distributing
Distribution frequency	Quarterly
Dividend ex-date	24 July 2025
Dividend yield ¹	1.58%
Last paid dividend	0.195700
Dividend currency	USD
Fund base currency	USD
Currency Hedged	Not Hedged
Share class base currency	USD
Domicile	Ireland
Inception date	8 July 2014
Shares outstanding	43,660,279
Fund size	USD 1,462,684,737
Reference benchmark	100% MSCI AC World Net
SIPP eligible	Yes
Issuer	HSBC ETFs PLC
Fiscal year end	Dec

Fees and expenses

Ongoing charge figure ²	0.250%
------------------------------------	---------------

Codes

ISIN	IE00BKZGB098
SEDOL	BKZGB09

¹Dividend Yield: represents the ratio of distributed income over the last 12 months to the fund's current Net Asset Value.

²Ongoing Charges Figure is based on expenses over a year. The figure includes annual management charge but not the transaction costs. Such figures may vary from time to time.

Past performance does not predict future returns. The figures are calculated in the share class base currency, dividend reinvested, net of fees.

This is a marketing communication. Please refer to the prospectus and to the KID before making any final investment decisions.

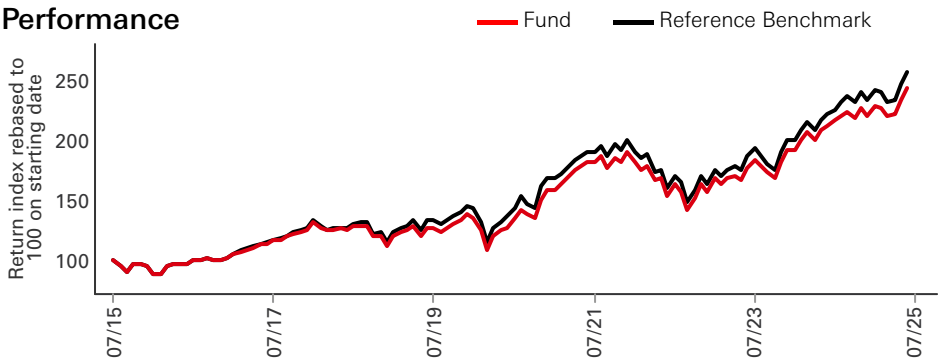
For definition of terms, please refer to the Glossary QR code and Prospectus.

Until 25th October 2017 the name of the Fund was HSBC Worldwide Equity UCITS ETF

Investment Strategy revised on 25th October 2017 from market cap based investing to a multi factor model

Source: HSBC Asset Management, data as at 31 July 2025

Performance



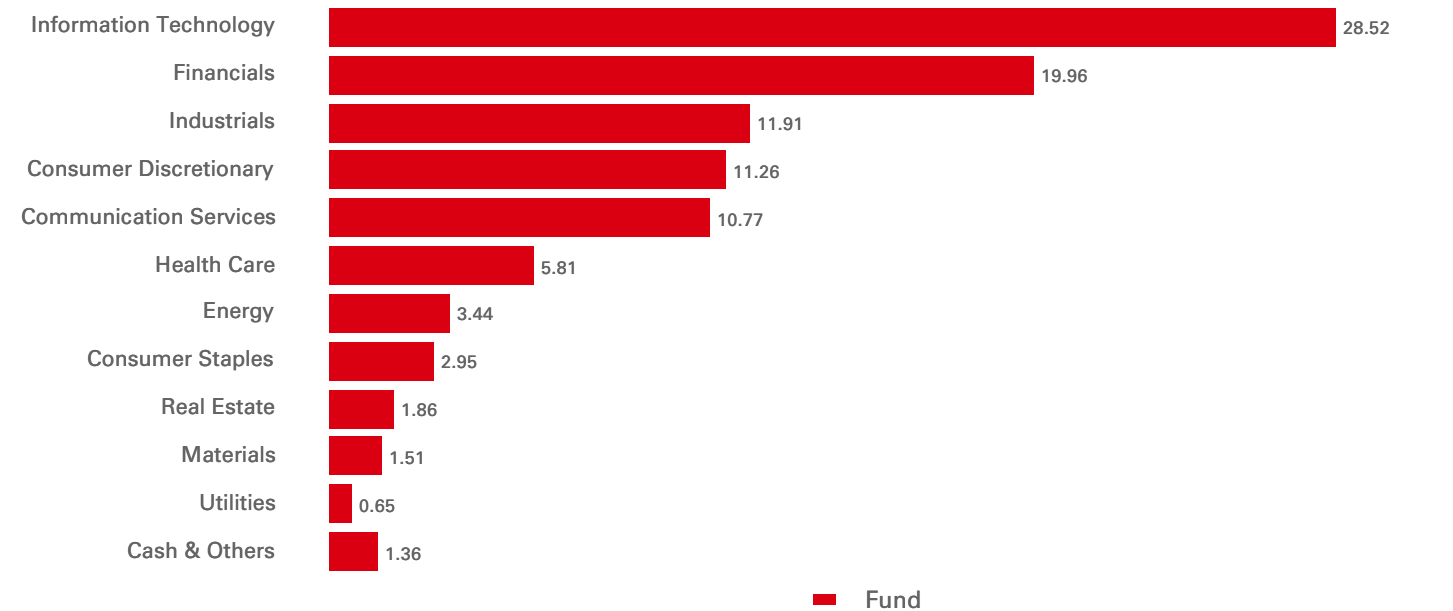
Performance (%)	YTD	1 month	3 months	6 months	1 year	3 years ann	5 years ann	10 years ann
Fund	12.57	1.71	11.76	8.97	14.50	15.14	13.11	9.54
Reference Benchmark	11.54	1.36	11.99	7.92	15.87	15.25	12.79	10.09
Tracking difference	1.03	0.35	-0.23	1.05	-1.37	-0.12	0.32	-0.55
Tracking error	--	--	--	--	2.13	2.10	2.12	--

Rolling performance (%)	31/07/24-31/07/25	31/07/23-31/07/24	31/07/22-31/07/23	31/07/21-31/07/22	31/07/20-31/07/21	31/07/19-31/07/20	31/07/18-31/07/19	31/07/17-31/07/18	31/07/16-31/07/17	31/07/15-31/07/16
Fund	14.50	18.92	12.10	-10.72	35.87	5.73	-0.50	9.82	16.98	-0.62
Reference Benchmark	15.87	17.02	12.91	-10.48	33.18	7.20	2.95	11.03	17.52	-0.52

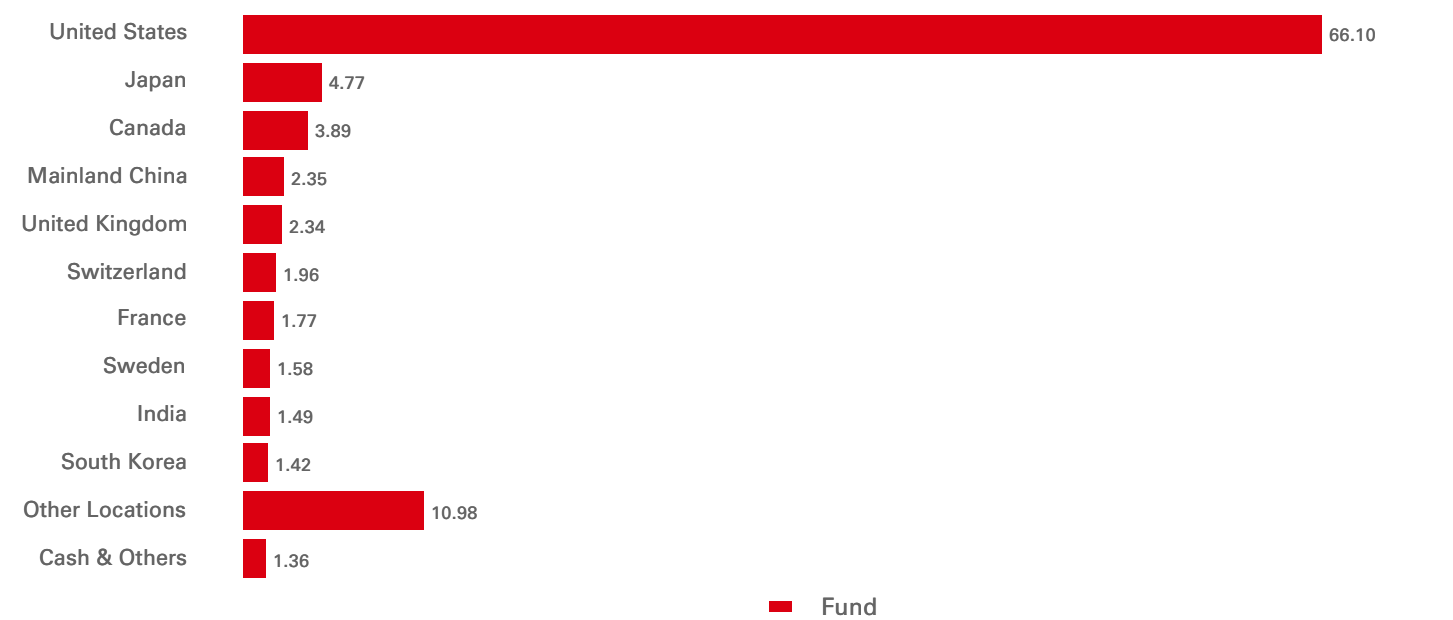
Equity characteristics	Fund	Reference Benchmark
No. of holdings ex cash	481	2,502
Average market cap (USD Mil)	805,939	802,307
Price/earning ratio	14.87	19.60

Benchmark information	
Index name	100% MSCI AC World Net
Index currency	USD
TR Index Bloomberg Ticker	M1WD
TR Index Reuters RIC	.dMIWD00000NUS

Sector allocation (%)



Geographical allocation (%)



Top 10 holdings	Sector	Weight (%)
NVIDIA Corp	Information Technology	4.98
Microsoft Corp	Information Technology	4.96
Apple Inc	Information Technology	4.18
Amazon.com Inc	Consumer Discretionary	3.17
Alphabet Inc	Communication Services	2.99
Meta Platforms Inc	Communication Services	2.07
Exxon Mobil Corp	Energy	1.15
Netflix Inc	Communication Services	1.09
Broadcom Inc	Information Technology	1.04
Tesla Inc	Consumer Discretionary	0.97

Exchange name	Listing date	Trading currency	Trading hours	Bloomberg ticker	Reuters RIC	iNAV Bloomberg	iNAV Reuters
LONDON STOCK EXCHANGE	08 Jul 2014	USD	08:00 - 16:30	HWWD LN	HWWD.L	HWWUSDIV	HWWDUSDIN AV=SOLA
LONDON STOCK EXCHANGE	08 Jul 2014	GBP	08:00 - 16:30	HWWA LN	HWWA.L	HWWAGBIV	HWWAGBPINA V=SOLA
DEUTSCHE BOERSE AG- XFRA	16 May 2018	EUR	08:00 - 20:00	H41J GR	H41J.DE	HWWDEUIV	HWWDEUIv.P
DEUTSCHE BOERSE AG-XETRA	16 May 2018	EUR	09:00 - 17:30	H41J GY	H41J.DE	H41JEUIV	H41JEURINAV =SOLA
SIX SWISS EXCHANGE	08 Jun 2018	USD	09:00 - 17:30	HWWD SW	HWWD.S	HWWUSDIV	HWWDUSDIN AV=SOLA
BORSA ITALIANA SPA	16 Jan 2019	EUR	09:00 - 17:35	HWWA IM	HWWA.MI	H41JEUIV	H41JEURINAV =SOLA

Risk disclosures

- The value of investible securities can change over time due to a wide variety of factors, including but not limited to: political and economic news, government policy, changes in demographics, cultures and populations, natural or human-caused disasters etc.
- Derivatives may be used by the Fund, and these can behave unexpectedly. The pricing and volatility of many derivatives may diverge from strictly reflecting the pricing or volatility of their underlying reference(s), instrument or asset.
- Investment Leverage occurs when the economic exposure is greater than the amount invested, such as when derivatives are used. A Fund that employs leverage may experience greater gains and/or losses due to the amplification effect from a movement in the price of the reference source.
- Where overseas investments are held the rate of currency exchange may cause the value of such investments to go down as well as up.
- Further information on the potential risks can be found in the Key Information Document (KID) and/or the Prospectus or Offering Memorandum.

Index disclaimer

Source: MSCI. The MSCI information may only be used for your internal use, may not be reproduced or disseminated in any form and may not be used as a basis for or a component of any financial instruments or products or indices. None of the MSCI information is intended to constitute investment advice or a recommendation to make (or refrain from making) any kind of investment decision and may not be relied on as such. Historical data and analysis should not be taken as an indication or guarantee of any future performance analysis, forecast or prediction. The MSCI information is provided on an "as is" basis and the user of this information assumes the entire risk of any use made of this information. MSCI, each of its affiliates and each other person involved in or related to compiling, computing or creating any MSCI information (collectively, the "MSCI Parties") expressly disclaims all warranties (including, without limitation, any warranties of originality, accuracy, completeness, timeliness, non-infringement, merchantability and fitness for a particular purpose) with respect to this information. Without limiting any of the foregoing, in no event shall any MSCI Party have any liability for any direct, indirect, special, incidental, punitive, consequential (including, without limitation, lost profits) or any other damages. (www.msci.com)

Benchmark disclosure

The Investment Advisor will use its discretion to invest in securities not included in the reference benchmark based on active investment management strategies and specific investment opportunities. It is foreseen that a significant percentage of the Fund's investments will be components of the reference benchmark. However, their weightings may deviate materially from those of the reference benchmark. The deviation of the Fund's performance relative to the benchmark is monitored, but not constrained, to a defined range.

Source: HSBC Asset Management, data as at 31 July 2025

Follow us on:



E-mail: etf.client.services@hsbc.com
Website: www.etf.hsbc.com
For more information please contact us at E-mail:
Wholesale.clientservices@hsbc.com.
www.assetmanagement.hsbc.com/uk
To help improve our service and in the interests of security we may record and/or monitor your communication with us.

Fund center



Glossary



www.assetmanagement.hsbc.co.uk/en/api/v1/download/document/gb00b80qg615/gb/en/glossary

Important information

The material contained herein is for marketing purposes and is for your information only. This document is not contractually binding nor are we required to provide this to you by any legislative provision. It does not constitute legal, tax or investment advice or a recommendation to any reader of this material to buy or sell investments. You must not, therefore, rely on the content of this document when making any investment decisions.

This material is not intended for distribution to or use by any person or entity in any jurisdiction or country where such distribution or use would be contrary to law or regulation. This material is not and should not be construed as an offer to sell or the solicitation of an offer to purchase or subscribe to any investment.

Any views expressed were held at the time of preparation and are subject to change without notice. While any forecast, projection or target where provided is indicative only and not guaranteed in any way. HSBC Global Asset Management (UK) Limited accepts no liability for any failure to meet such forecast, projection or target.

This fund is a sub-fund of HSBC ETFs plc ("the Company"), an investment company with variable capital and segregated liability between sub-funds, incorporated in Ireland as a public limited company, and is authorised by the Central Bank of Ireland. The company is constituted as an umbrella fund, with segregated liability between sub-funds. Shares purchased on the secondary market cannot usually be sold directly back to the Company. Investors must buy and sell shares on the secondary market with the assistance of an intermediary (e.g. a stockbroker) and may incur fees for doing so. In addition, investors may pay more than the current Net Asset Value per share when buying shares and may receive less than the current Net Asset Value per Share when selling them. UK based investors in HSBC ETFs plc are advised that they may not be afforded some of the protections conveyed by the Financial Services and Markets Act (2000), ("the Act"). The Company is recognised in the United Kingdom by the Financial Conduct Authority under section 264 of the Act. The shares in HSBC ETFs plc have not been and will not be offered for sale or sold in the United States of America, its territories or possessions and all areas subject to its jurisdiction, or to United States Persons. Affiliated companies of HSBC Global Asset Management (UK) Limited may make markets in HSBC ETFs plc. All applications are made on the basis of the current HSBC ETFs plc Prospectus, relevant Key Investor Information Document ("KIID"), Supplementary Information Document (SID) and Fund supplement, and most recent annual and semi-annual reports, which can be obtained upon request free of charge from HSBC Global Asset Management (UK) Limited, 8 Canada Square, Canary Wharf, London, E14 5HQ. UK, or from a stockbroker or financial adviser. The indicative intra-day net asset value of the sub-fund[s] is available on at least one major market data vendor terminal such as Bloomberg, as well as on a wide range of websites that display stock market data, including www.reuters.com.

Investors and potential investors should read and note the risk warnings in the prospectus, relevant KIID and Fund supplement (where available) and additionally, in the case of retail clients, the information contained in the supporting SID.

Further information about the Company including the Prospectus, the most recent annual and semi-annual reports of the Company and the latest share prices, may be obtained free of charge, in English, from the Administrator by emailing ifsinvestorqueries@hsbc.com, or by visiting www.etf.hsbc.com. Details of the underlying investments of the fund are available on www.etf.hsbc.com. The indicative intra-day net asset value of the fund is available on at least one major market data vendor terminal such as Bloomberg, as well as on a wide range of websites that display stock market data, including www.reuters.com.

The most recent Prospectus is available in English, German and French. Key Investor Information Document (KID) are available in the local language where they are registered.

To help improve our service and in the interests of security we may record and/or monitor your communication with us. HSBC Global Asset Management (UK) Limited provides information to Institutions, Professional Advisers and their clients on the investment products and services of the HSBC Group.

Approved for issue in the UK by HSBC Global Asset Management (UK) Limited, who are authorised and regulated by the Financial Conduct Authority. www.assetmanagement.hsbc.co.uk

Copyright © HSBC Global Asset Management (UK) Limited 2025. All rights reserved.

Further Information can be found in the prospectus and in our Key Investor Information Documents published in our Fund Centre at www.assetmanagement.hsbc.co.uk

Term: The management company cannot terminate the Fund unilaterally. The Board of Directors may furthermore decide to liquidate the Fund in certain circumstances set out in the prospectus and articles of incorporation of the Fund. Further additional and complete information (including but not limited to) investor rights, costs and charges, please refer to the prospectus.