

HSBC Global Investment Funds

FRONTIER MARKETS

Marketing communication | Monthly report 28 February 2026 | Share class AD

This product is based overseas and is not subject to UK sustainable investment labelling and disclosure requirements.

Investment objective

The Fund aims to provide growth and income by primarily investing in a diversified portfolio of Frontier Markets shares.

Investment strategy

The Fund is actively managed.

In normal market conditions, the Fund invests minimum of 90% of its assets in shares (or securities similar to shares) of companies of any size which have their registered office in, and with an official listing on a major stock exchange or other Regulated Market in Frontier Markets. The Fund may also invest up to 10% in eligible closed-ended Real Estate Investment Trusts (REITs).

Companies and/or issuers considered for inclusion within the Fund's portfolio will be subject to excluded activities in accordance with HSBC Asset Management's Responsible Investment Policies, which may change from time to time.

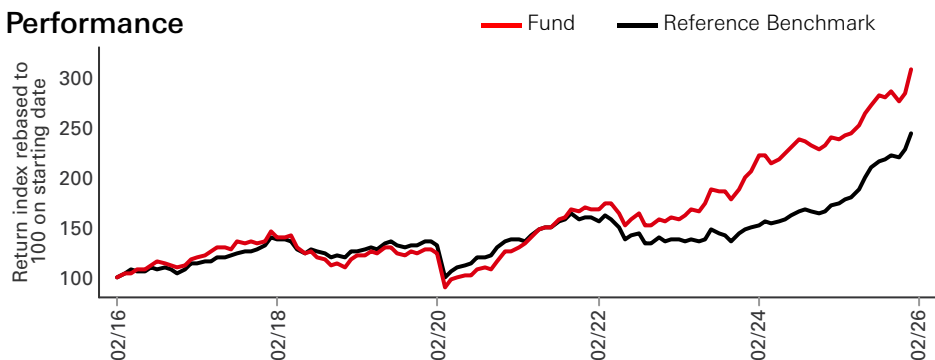
The Fund may also invest up to 10% of its assets in other funds and may invest in bank deposits and money market instruments for treasury purposes.

See the Prospectus for a full description of the investment objectives and derivative usage.

Main risks

- The value of investments and any income from them can go down as well as up and investors may not get back the amount originally invested
- Investing in assets denominated in a currency other than that of the investor's own currency exposes the value of the investment to exchange rate fluctuations
- The value of investible securities can change over time due to a wide variety of factors, including but not limited to: political and economic news, government policy, changes in demographics, cultures and populations, natural or human-caused disasters etc.

Performance



Share class details

Key metrics

NAV per share	USD 224.45
Performance 1 month	0.23%
Volatility 3 years	11.05%

Fund facts

UCITS V compliant	Yes
UK reporting fund status (UKRS)	Yes
ISA eligible	Yes
Dividend treatment	Distributing
Distribution frequency	Annually
Dividend ex-date	23 May 2025
Dividend yield ¹	1.26%
Last paid dividend	2.838403
Dealing frequency	Daily
Valuation time	17:00 Luxembourg
Share class base currency	USD
Domicile	Luxembourg
Inception date	1 August 2012
Fund size	USD 1,004,177,888
Reference benchmark	100% MSCI Select Frontier & Emerging Markets Capped Net
Managers	Ramzi Sidani Jennifer Passmoor

Fees and expenses

Minimum initial investment ²	USD 5,000
Ongoing charge figure ³	2.246%

Codes

ISIN	LU0666200265
Bloomberg ticker	HSGFMAU LX
SEDOL	B6XGCL1

¹Dividend Yield: represents the ratio of distributed income over the last 12 months to the fund's current Net Asset Value.

²Please note that initial minimum subscription may vary across different distributors

³Ongoing Charges Figure is based on expenses over a year. The figure includes annual management charge but not the transaction costs. Such figures may vary from time to time.

Past performance does not predict future returns. The figures are calculated in the share class base currency, dividend reinvested, net of fees.

This is a marketing communication. Please refer to the prospectus and to the KID before making any final investment decisions. For definition of terms, please refer to the Glossary QR code and Prospectus.

Reference Performance Benchmark: MSCI Select Frontier & Emerging Markets Capped Net since 31 May 2014. Before that, the benchmark was MSCI Frontier Emerging Markets Capped Net.

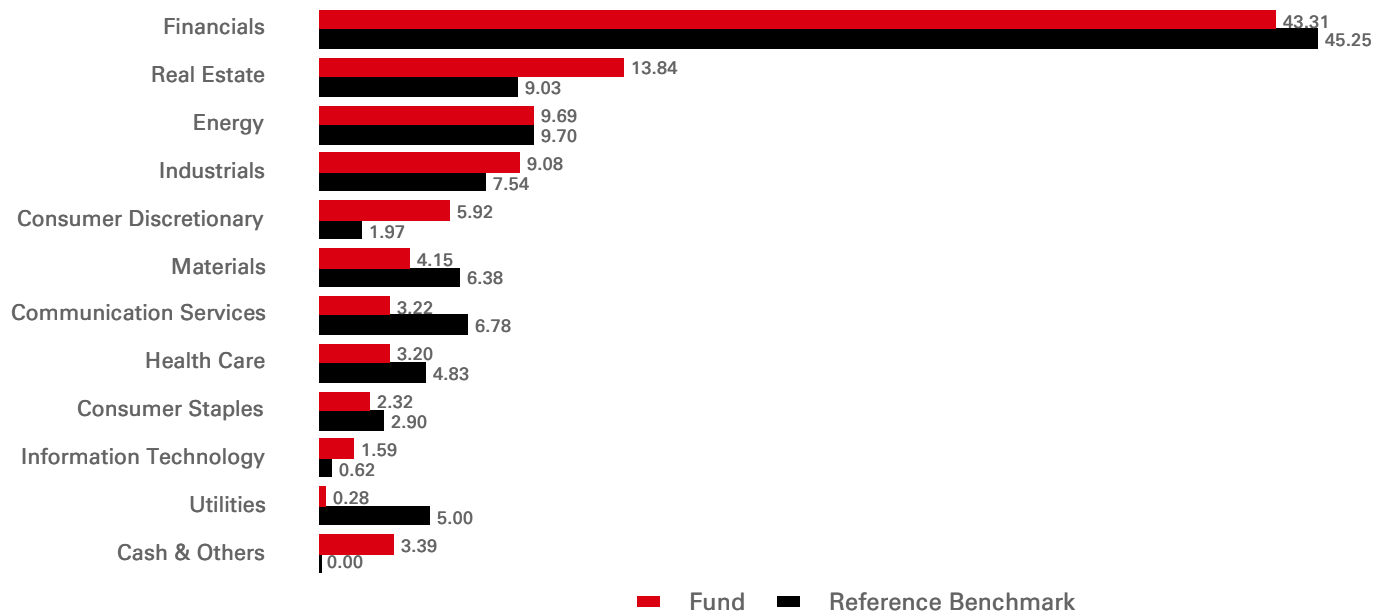
Source: HSBC Asset Management, data as at 28 February 2026

Performance (%)	YTD	1 month	3 months	6 months	1 year	3 years ann	5 years ann	10 years ann
AD	9.22	0.23	11.98	9.98	29.81	24.86	19.03	12.00
Reference Benchmark	8.81	2.16	13.12	14.75	42.25	21.85	12.51	9.59

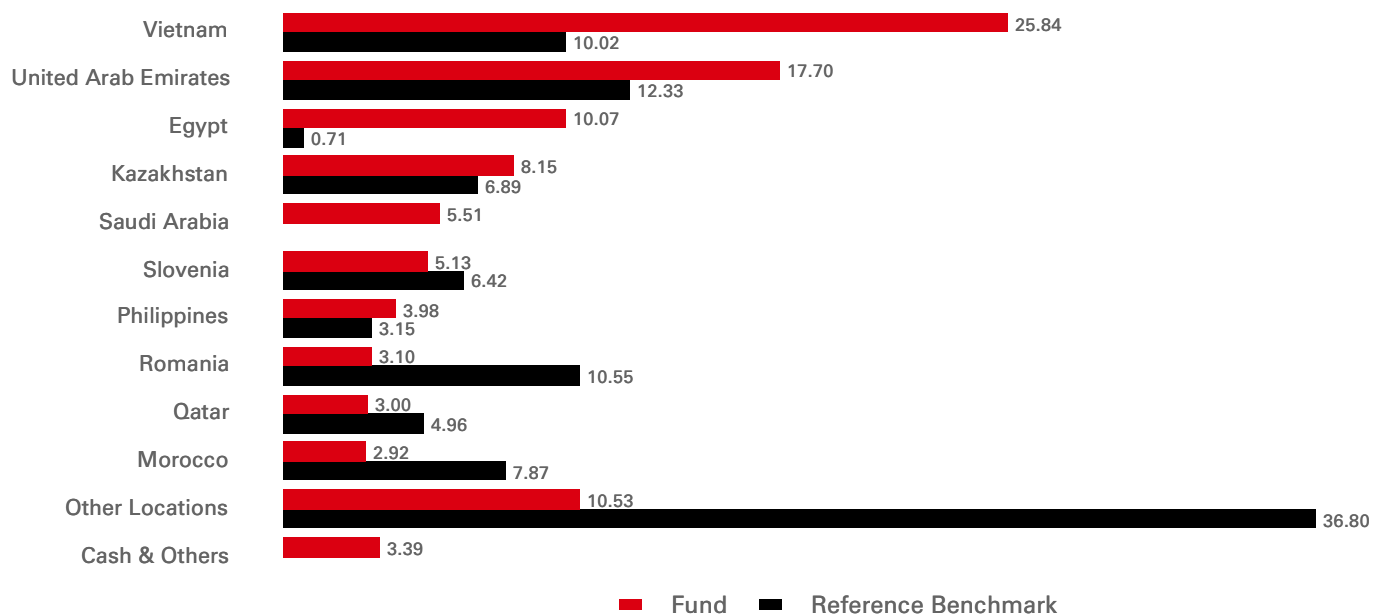
Rolling performance (%)	28/02/25-28/02/26	29/02/24-28/02/25	28/02/23-29/02/24	28/02/22-28/02/23	28/02/21-28/02/22	29/02/20-28/02/21	28/02/19-29/02/20	28/02/18-28/02/19	28/02/17-28/02/18	29/02/16-28/02/17
AD	29.81	7.34	39.70	-5.47	29.83	3.87	1.70	-13.18	17.55	20.59
Reference Benchmark	42.25	14.92	10.67	-11.85	13.03	4.66	3.79	-7.62	20.66	14.47

Equity characteristics	Fund	Reference Benchmark	3-Year Risk Measures	AD	Reference Benchmark
No. of holdings ex cash	70	306	Volatility	11.05%	9.05%
Average market cap (USD Mil)	13,670	17,104	Information ratio	0.45	--
			Beta	0.97	--

Sector allocation (%)



Geographical allocation (%)



Top 10 holdings	Location	Sector	Weight (%)
Commercial International Bank - Egypt (CIB)	Egypt	Financials	5.64
Halyk Savings Bank of Kazakhstan JSC	Kazakhstan	Financials	4.25
Gemadept Corp	Vietnam	Industrials	4.18
Hoa Phat Group JSC	Vietnam	Materials	3.91
Emaar Properties PJSC	United Arab Emirates	Real Estate	3.90
NAC Kazatomprom JSC	Kazakhstan	Energy	3.59
Vietnam Joint Stock Commercial Bank for Industry and Trade	Vietnam	Financials	2.83
Mobile World Investment Corp	Vietnam	Consumer Discretionary	2.76
Metropolitan Bank & Trust Co	Philippines	Financials	2.67
Sustained Infrastructure Holding Co	Saudi Arabia	Industrials	2.66

Risk disclosures

- The Fund may invest in Emerging Markets, these markets are less established, and often more volatile, than developed markets and involve higher risks, particularly market, liquidity and currency risks.
- Investment Leverage occurs when the economic exposure is greater than the amount invested, such as when derivatives are used. A Fund that employs leverage may experience greater gains and/or losses due to the amplification effect from a movement in the price of the reference source.
- Further information on the potential risks can be found in the Key Information Document (KID) and/or the Prospectus or Offering Memorandum.

Index disclaimer

Source: MSCI. The MSCI information may only be used for your internal use, may not be reproduced or disseminated in any form and may not be used as a basis for or a component of any financial instruments or products or indices. None of the MSCI information is intended to constitute investment advice or a recommendation to make (or refrain from making) any kind of investment decision and may not be relied on as such. Historical data and analysis should not be taken as an indication or guarantee of any future performance analysis, forecast or prediction. The MSCI information is provided on an "as is" basis and the user of this information assumes the entire risk of any use made of this information. MSCI, each of its affiliates and each other person involved in or related to compiling, computing or creating any MSCI information (collectively, the "MSCI Parties") expressly disclaims all warranties (including, without limitation, any warranties of originality, accuracy, completeness, timeliness, non-infringement, merchantability and fitness for a particular purpose) with respect to this information. Without limiting any of the foregoing, in no event shall any MSCI Party have any liability for any direct, indirect, special, incidental, punitive, consequential (including, without limitation, lost profits) or any other damages. (www.msci.com)

Benchmark disclosure

The Investment Advisor will use its discretion to invest in securities not included in the reference benchmark based on active investment management strategies and specific investment opportunities. It is foreseen that a significant percentage of the Fund's investments will be components of the reference benchmark. However, their weightings may deviate materially from those of the reference benchmark.

Source: HSBC Asset Management, data as at 28 February 2026

Follow us on:



UK Investor/Adviser E-mail:
wholesale.clientservices@hsbc.com
Lines are open 9am to 5pm Monday to Friday (excluding public holidays). To help the ACD and the Administrator continually improve their services and in the interests of security, they may monitor and/or record your communications with them.

Glossary



www.assetmanagement.hsbc.co.uk/en/api/v1/download/document/gb00b80qg615/gb/en/glossary

Important information

The material contained herein is for marketing purposes and is for your information only. This document is not contractually binding nor are we required to provide this to you by any legislative provision. It does not constitute legal, tax or investment advice or a recommendation to any reader of this material to buy or sell investments. You must not, therefore, rely on the content of this document when making any investment decisions.

This material is not intended for distribution to or use by any person or entity in any jurisdiction or country where such distribution or use would be contrary to law or regulation. This material is not and should not be construed as an offer to sell or the solicitation of an offer to purchase or subscribe to any investment.

Any views expressed were held at the time of preparation and are subject to change without notice. While any forecast, projection or target where provided is indicative only and not guaranteed in any way. HSBC Global Asset Management (UK) Limited accepts no liability for any failure to meet such forecast, projection or target.

This fund is a sub-fund of the HSBC Global Investment Funds, a Luxembourg domiciled Société d'investissement à Capital Variable (SICAV). UK based investors in HSBC Global Investment Funds are advised that they may not be afforded some of the protections conveyed by the provisions of the Financial Services and Markets Act 2000. HSBC Global Investment Funds is recognised in the United Kingdom by the Financial Conduct Authority under section 264 of the Act. The shares in HSBC Global Investment Funds have not been and will not be offered for sale or sold in the United States of America, its territories or possessions and all areas subject to its jurisdiction, or to United States Persons. All applications are made on the basis of the current HSBC Global Investment Funds Prospectus, Key Investor Information Document (KIID), Supplementary Information Document (SID) and most recent annual and semi-annual reports, which can be obtained upon request free of charge from HSBC Global Asset Management (UK) Limited, 8 Canada Square, Canary Wharf, London, E14 5HQ, UK, or the local distributors. Investors and potential investors should read and note the risk warnings in the prospectus and relevant KIID and additionally, in the case of retail clients, the information contained in the supporting SID.

Further information about the Company including the Prospectus, the most recent annual and semi-annual reports of the Company and the latest share prices, may be obtained free of charge, in English, from the Registrar and Transfer Agent by emailing amgtransferagency@lu.hsbc.com, or by visiting www.global.assetmanagement.hsbc.com.

The most recent Prospectus is available in English and German. Key Investor Information Document (KID) are available in the local language where they are registered.

To help improve our service and in the interests of security we may record and/or monitor your communication with us. HSBC Global Asset Management (UK) Limited provides information to Institutions, Professional Advisers and their clients on the investment products and services of the HSBC Group.

Approved for issue in the UK by HSBC Global Asset Management (UK) Limited, who are authorised and regulated by the Financial Conduct Authority. www.assetmanagement.hsbc.co.uk

Copyright © HSBC Global Asset Management (UK) Limited 2026. All rights reserved.

Further Information can be found in the prospectus and in our Key Investor Information Documents published in our Fund Centre at www.assetmanagement.hsbc.co.uk

Term: The management company cannot terminate the Fund unilaterally. The Board of Directors may furthermore decide to liquidate the Fund in certain circumstances set out in the prospectus and articles of incorporation of the Fund. Further additional and complete information (including but not limited to) investor rights, costs and charges, please refer to the prospectus.