

HSBC Global Investment Funds

GLOBAL HIGH INCOME BOND

Marketing communication | Monthly report 28 February 2026 | Share class AM3HSGD

This product is based overseas and is not subject to UK sustainable investment labelling and disclosure requirements.

Investment objective

The Fund aims to provide income by investing in a portfolio of higher yielding bonds, while promoting environmental, social and governance (ESG) characteristics within the meaning of Article 8 of SFDR. The Fund aims to have a higher ESG score than constituents of each of the Fund's asset classes.

Investment strategy

The Fund is actively managed. The Fund may invest in investment grade rated and high yield bonds, Asian and Emerging Market debt instruments and may invest in bonds issued by governments, government related agencies and supranational bodies of developed and emerging markets. The Fund's asset allocation is managed neutral positions: 25% USD Emerging Market bonds, 17.5% US investment grade corporate bonds, 17.5% US high yield bonds, 15% Euro denominated investment grade corporate bonds hedged to USD, 15% Euro denominated high yield bonds hedged USD, 10% Global Securitised. The Fund includes the identification and analysis of a company's environmental and social factors and corporate governance practices as an integral part of the investment decision making process. Issuers considered for inclusion within the Fund's portfolio will be subject to excluded activities in accordance with HSBC Asset Management's Responsible Investment Policies. The Fund may invest up to 10% in onshore Chinese bonds, up to 10% in convertible bonds, up to 10% in contingent convertible securities and up to 20% in asset backed securities and mortgage-backed securities. See the Prospectus for a full description of the investment objectives and derivative usage.

Main risks

- The value of investments and any income from them can go down as well as up and investors may not get back the amount originally invested
- Investing in assets denominated in a currency other than that of the investor's own currency exposes the value of the investment to exchange rate fluctuations
- The Fund invests in bonds whose value generally falls when interest rates rise. This risk is typically greater the longer the maturity of a bond investment and the higher its credit quality. The issuers of certain bonds, could become unwilling or unable to make payments on their bonds and default. Bonds that are in default may become hard to sell or worthless.

Share class details

Key metrics	
NAV per share	SGD 8.23
Performance 1 month	0.46%
Yield to maturity	5.40%
Fund facts	
UCITS V compliant	Yes
UK reporting fund status (UKRS)	Yes
ISA eligible	Yes
Dividend treatment	Distributing
Distribution frequency	Monthly
Dividend ex-date	27 February 2026
Dividend yield ¹	3.46%
Last paid dividend	0.020966
Dealing frequency	Daily
Currency Hedged	Fully Hedged
Valuation time	17:00 Luxembourg
Share class base currency	SGD
Domicile	Luxembourg
Inception date	25 October 2011
Fund size	USD 769,891,180
Managers	Ricky Liu Andrew John Jackson Jaymeson Paul Kumm Jean Olivier Neyrat
Fees and expenses	
Minimum initial investment ²	USD 5,000
Ongoing charge figure ³	1.510%
Codes	
ISIN	LU0669553546
Bloomberg ticker	HGHISAM LX
SEDOL	BF2CCH9

¹Dividend Yield: represents the ratio of distributed income over the last 12 months to the fund's current Net Asset Value.

²Please note that initial minimum subscription may vary across different distributors

³Ongoing Charges Figure is an estimate due to a change of fee structure.

Past performance does not predict future returns. The figures are calculated in the share class base currency, dividend reinvested, net of fees.

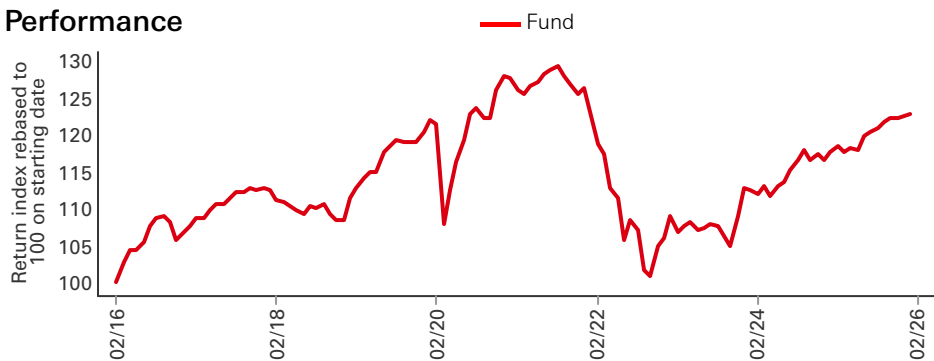
This is a marketing communication. Please refer to the prospectus and to the KID before making any final investment decisions.

For definition of terms, please refer to the Glossary QR code and Prospectus.

Reference Performance Benchmark: Bloomberg Barclays Global Aggregate Corporate USD Hedged since 1 Sep 2019. Prior to that, was 35% Bloomberg Barclays USD Emerging Markets 20% Bloomberg Barclays US Aggregate Corporate Baa 15% Bloomberg Barclays US High Yield Ba 15% Bloomberg Barclays Euro Aggregate Corporate Baa Hedged USD 15% Bloomberg Barclays Euro High Yield BB Hedged USD.

Source: HSBC Asset Management, data as at 28 February 2026

Performance



Performance (%)	YTD	1 month	3 months	6 months	1 year	3 years ann	5 years ann	10 years ann
AM3HSGD	0.80	0.46	0.86	1.96	4.22	4.94	-0.43	2.12

Rolling performance (%)	28/02/25-28/02/26	29/02/24-28/02/25	28/02/23-29/02/24	28/02/22-28/02/23	28/02/21-28/02/22	29/02/20-28/02/21	28/02/19-29/02/20	28/02/18-28/02/19	28/02/17-28/02/18	29/02/16-28/02/17
AM3HSGD	4.22	5.66	4.93	-10.00	-5.91	3.92	7.65	1.41	2.29	8.63

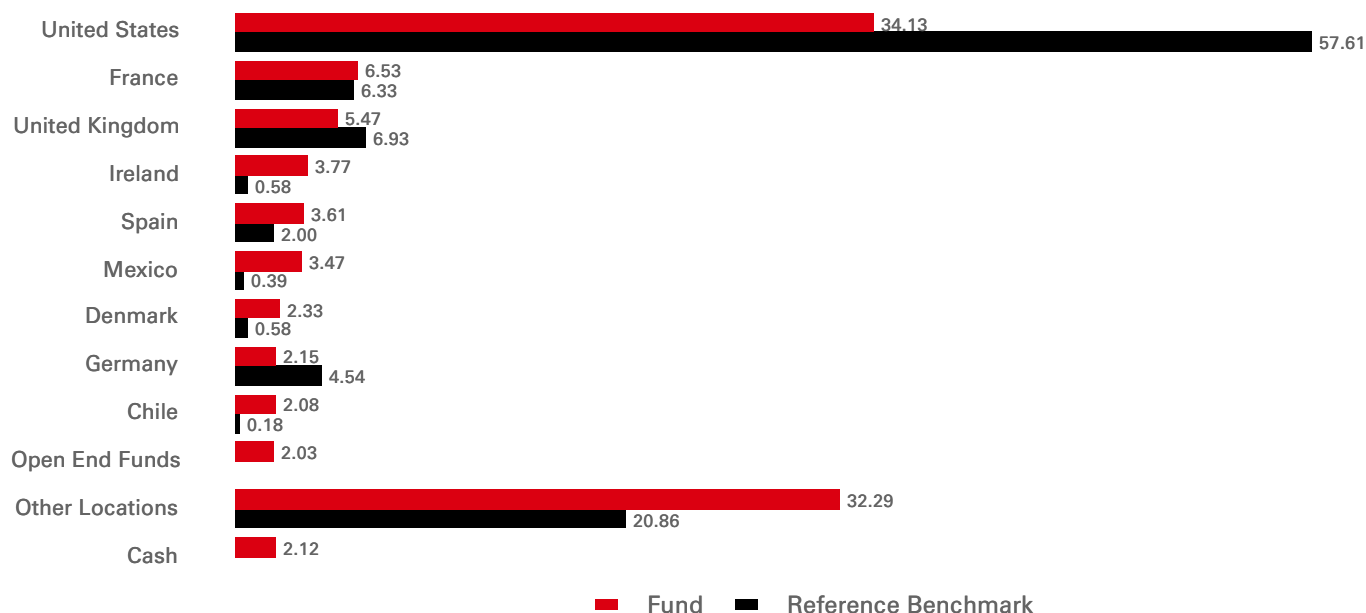
3-Year Risk Measures	AM3HSGD	Reference Benchmark	5-Year Risk Measures	AM3HSGD	Reference Benchmark
Volatility	3.85%	--	Volatility	6.06%	--
Sharpe ratio	0.45	--	Sharpe ratio	-0.49	--

Fixed Income Characteristics	Fund	Reference Benchmark	Relative
No. of holdings ex cash	655	17,750	--
Average coupon rate	5.35	4.14	1.20
Yield to worst	5.09%	4.24%	0.85%
Option adjusted duration	4.57	5.86	-1.29
Modified duration to worst	4.54	5.76	-1.22
Option adjusted spread duration	4.88	5.79	-0.92
Average maturity	6.52	8.23	-1.71
Average Credit Quality	BBB/BBB-	A-/BBB+	--
Number of issuers	406	2229	--

Credit rating (%)	Fund	Reference Benchmark	Relative	Asset allocation (%)	Fund	Reference Benchmark	Relative
AAA	0.29	0.65	-0.36	EUR Corporates	29.96	24.66	5.29
AA	3.40	8.04	-4.63	USD Corporates	29.41	63.05	-33.64
A	7.19	44.77	-37.59	EMD	27.95	3.56	24.39
BBB	47.89	46.53	1.36	ABS	8.63	0.02	8.61
BB	28.75	0.01	28.74	US Treasuries	1.48	--	1.48
B	5.47	--	5.47	Others	0.45	8.70	-8.25
CCC	2.11	--	2.11	Cash	2.12	--	2.12
D	0.01	--	0.01				
NR	2.76	--	2.76				
Cash	2.12	--	2.12				

Maturity Breakdown (Option adjusted duration)	Reference Benchmark			Currency Allocation (%)			
	Fund	Reference Benchmark	Relative	Fund	Reference Benchmark	Relative	
0-2 years	0.14	0.17	-0.03	USD	98.77	100.00	-1.23
2-5 years	1.68	1.07	0.61	EUR	0.74	0.00	0.74
5-10 years	1.44	1.82	-0.38	ARS	0.19	0.00	0.19
10+ years	1.31	2.80	-1.48	NGN	0.16	0.00	0.16
Total	4.57	5.86	-1.29	EGP	0.08	0.00	0.08
				GBP	0.05	0.00	0.05
				AUD	0.00	0.00	0.00
				BRL	0.00	0.00	0.00
				HKD	0.00	0.00	0.00
				SGD	0.00	0.00	0.00
				Other Currencies	0.00	0.00	0.00

Geographical allocation (%)



Sector allocation (%)	Fund	Reference Benchmark	Relative
Financial	24.06	38.80	-14.73
Government	17.23	0.01	17.22
Utilities	9.01	9.61	-0.61
Communications	7.42	8.01	-0.59
Consumer Non-cyclical	7.23	16.11	-8.89
Energy	7.09	6.07	1.03
Consumer Cyclical	6.12	7.17	-1.04
Asset Backed Securities	4.87	--	4.87
Industrial	4.11	7.09	-2.98
Mortgage Securities	3.76	--	3.76
Other Sectors	6.97	7.13	-0.16
Cash	2.12	--	2.12

Top 10 holdings	Weight (%)
UBS GROUP 9.250	0.85
BARCLAYS PLC 4.973 31/05/36	0.67
COTY/HFC PREST 6.625 15/07/30	0.66
TDC NET AS 5.000 09/08/32	0.66
ALLIANDER 4.500	0.65
KERING 3.625 05/09/31	0.64
CONTOURGLOB PWR 5.000 28/02/30	0.63
VATTENFALL AB 3.000 19/03/77	0.63
EP INFRASTRUCTUR 4.375 29/01/34	0.62
BRITISH TELECOMM 5.125 03/10/54	0.62

Sustainability indicators	Fund	Reference benchmark
Carbon emissions intensity	282.28	291.70

Carbon emissions intensity - Carbon Intensity measures the quantity of carbon emission of a company (tonnes CO₂e/USD million revenue)
 Source: S&P Global Trucost

MSCI ESG Score	ESG score	E	S	G
Fund	6.1	6.6	5.2	5.9
Reference benchmark	5.9	6.3	5.3	5.7

The MSCI ESG Key Issue Score is the numerical, weighted average of MSCI's E, S, and G pillar scores. A higher number indicates a more favourable ESG profile in the view of MSCI.


The weighted averages of the Key Issue Scores are aggregated and companies' scores are normalized by their industries. After any overrides are factored in, each company's Final Industry-Adjusted Score corresponds to a rating.

For more information, see MSCI ESG Ratings Methodology @ <https://www.msci.com/esg-and-climate-methodologies>

Risk disclosures

- The Fund may invest in Emerging Markets, these markets are less established, and often more volatile, than developed markets and involve higher risks, particularly market, liquidity and currency risks.
- Derivatives may be used by the Fund, and these can behave unexpectedly. The pricing and volatility of many derivatives may diverge from strictly reflecting the pricing or volatility of their underlying reference(s), instrument or asset.
- Investment Leverage occurs when the economic exposure is greater than the amount invested, such as when derivatives are used. A Fund that employs leverage may experience greater gains and/or losses due to the amplification effect from a movement in the price of the reference source.
- Where overseas investments are held the rate of currency exchange may cause the value of such investments to go down as well as up.
- Further information on the potential risks can be found in the Key Information Document (KID) and/or the Prospectus or Offering Memorandum.

Follow us on:



UK Investor/Adviser E-mail:
wholesale.clientservices@hsbc.com
Lines are open 9am to 5pm Monday to
Friday (excluding public holidays). To
help the ACD and the Administrator
continually improve their services and in
the interests of security, they may
monitor and/or record your
communications with them.

Glossary



[www.assetmanagement.hsbc.co.uk/en/
api/v1/download/document/
gb00b80qg615/gb/en/glossary](http://www.assetmanagement.hsbc.co.uk/en/api/v1/download/document/gb00b80qg615/gb/en/glossary)

Index disclaimer

Bloomberg® is a trademark and service mark of Bloomberg Finance L.P. (collectively with its affiliates, "Bloomberg"). Barclays® is a trademark and service mark of Barclays Bank Plc (collectively with its affiliates, "Barclays"), used under license. Bloomberg or Bloomberg's licensors, including Barclays, own all proprietary rights in the Bloomberg Barclays Indices. Neither Bloomberg nor Barclays approve or endorse this material, or guarantees the accuracy or completeness of any information herein, or makes any warranty, express or implied, as to the results to be obtained therefrom and, to the maximum extent allowed by law, neither shall have any liability or responsibility for injury or damages arising in connection therewith.

Benchmark disclosure

The Investment Advisor will use its discretion to invest in securities not included in the reference benchmark based on active investment management strategies and specific investment opportunities. It is foreseen that a significant percentage of the Fund's investments will be components of the reference benchmark. However, their weightings may deviate materially from those of the reference benchmark.

Source: HSBC Asset Management, data as at 28 February 2026

Important information

The material contained herein is for marketing purposes and is for your information only. This document is not contractually binding nor are we required to provide this to you by any legislative provision. It does not constitute legal, tax or investment advice or a recommendation to any reader of this material to buy or sell investments. You must not, therefore, rely on the content of this document when making any investment decisions.

This material is not intended for distribution to or use by any person or entity in any jurisdiction or country where such distribution or use would be contrary to law or regulation. This material is not and should not be construed as an offer to sell or the solicitation of an offer to purchase or subscribe to any investment.

Any views expressed were held at the time of preparation and are subject to change without notice. While any forecast, projection or target where provided is indicative only and not guaranteed in any way. HSBC Global Asset Management (UK) Limited accepts no liability for any failure to meet such forecast, projection or target.

This fund is a sub-fund of the HSBC Global Investment Funds, a Luxembourg domiciled Société d'investissement à Capital Variable (SICAV). UK based investors in HSBC Global Investment Funds are advised that they may not be afforded some of the protections conveyed by the provisions of the Financial Services and Markets Act 2000. HSBC Global Investment Funds is recognised in the United Kingdom by the Financial Conduct Authority under section 264 of the Act. The shares in HSBC Global Investment Funds have not been and will not be offered for sale or sold in the United States of America, its territories or possessions and all areas subject to its jurisdiction, or to United States Persons. All applications are made on the basis of the current HSBC Global Investment Funds Prospectus, Key Investor Information Document (KIID), Supplementary Information Document (SID) and most recent annual and semi-annual reports, which can be obtained upon request free of charge from HSBC Global Asset Management (UK) Limited, 8 Canada Square, Canary Wharf, London, E14 5HQ. UK, or the local distributors. Investors and potential investors should read and note the risk warnings in the prospectus and relevant KIID and additionally, in the case of retail clients, the information contained in the supporting SID.

Further information about the Company including the Prospectus, the most recent annual and semi-annual reports of the Company and the latest share prices, may be obtained free of charge, in English, from the Registrar and Transfer Agent by emailing amgtransferagency@lu.hsbc.com, or by visiting www.global.assetmanagement.hsbc.com.

The most recent Prospectus is available in English and German. Key Investor Information Document (KID) are available in the local language where they are registered.

To help improve our service and in the interests of security we may record and/or monitor your communication with us. HSBC Global Asset Management (UK) Limited provides information to Institutions, Professional Advisers and their clients on the investment products and services of the HSBC Group.

Approved for issue in the UK by HSBC Global Asset Management (UK) Limited, who are authorised and regulated by the Financial Conduct Authority. www.assetmanagement.hsbc.co.uk

Copyright © HSBC Global Asset Management (UK) Limited 2026. All rights reserved.

Further Information can be found in the prospectus and in our Key Investor Information Documents published in our Fund Centre at www.assetmanagement.hsbc.co.uk

Term: The management company cannot terminate the Fund unilaterally. The Board of Directors may furthermore decide to liquidate the Fund in certain circumstances set out in the prospectus and articles of incorporation of the Fund. Further additional and complete information (including but not limited to) investor rights, costs and charges, please refer to the prospectus.

Detailed information for article 8 and 9 sustainable investment products, as categorised under the Sustainable Finance Disclosure Regulation (SFDR), including; description of the environmental or social characteristics or the sustainable investment objective; methodologies used to assess, measure and monitor the environmental or social characteristics and the impact of the selected sustainable investments and; objectives and benchmark information, can be found at: <https://www.assetmanagement.hsbc.co.uk/en/intermediary/investment-expertise/sustainable-investments/sustainable-investment-product-offering>