

HSBC Global Investment Funds

EURO CREDIT BOND

Marketing communication | Monthly report 31 July 2025 | Share class BC

This product is based overseas and is not subject to UK sustainable investment labelling and disclosure requirements.



Investment objective

The Fund aims to provide long-term capital growth and income by investing in a portfolio of bonds (denominated in Euros), while promoting environmental, social and governance (ESG) characteristics within the meaning of Article 8 of SFDR. The Fund aims to have a higher ESG score than its reference benchmark.



Investment strategy

The Fund is actively managed and is not constrained by a benchmark. The Fund will mostly invest in Euro denominated investment grade corporate issues whilst reserving the possibility of investing in bonds and similar securities issued or guaranteed by governments, government agencies and supranational bodies. The Fund includes the identification and analysis of an issuer's environmental and social factors and corporate governance practices as an integral part of the investment decision making process. Issuers considered for inclusion within the Fund's portfolio will be subject to excluded activities in accordance with HSBC Asset Management's Responsible Investment Policies, which may change from time to time. The Fund may invest up to 10% in contingent convertible securities, up to 10% in other funds, and may invest in bank deposits and money market instruments for treasury purposes. See the Prospectus for a full description of the investment objectives and derivative usage.



Main risks

- The value of investments and any income from them can go down as well as up and investors may not get back the amount originally invested
- Investing in assets denominated in a currency other than that of the investor's own currency exposes the value of the investment to exchange rate fluctuations
- Where overseas investments are held the rate of currency exchange may cause the value of such investments to go down as well as up.

Share class details

Key metrics

NAV per share	EUR 10.45
Performance 1 month	0.61%
Yield to maturity	3.58%

Fund facts

UCITS V compliant	Yes
UK reporting fund status (UKRS)	Yes
ISA eligible	Yes
Dividend treatment	Accumulating
Dealing frequency	Daily
Valuation time	17:00 Luxembourg
Share class base currency	EUR
Domicile	Luxembourg
Inception date	14 December 2017
Fund size	EUR 470,538,103
Reference benchmark	100% Markit iBoxx EUR Corporates
Managers	Jean Olivier Neyrat

Fees and expenses

Minimum initial investment ¹	USD 5,000
Ongoing charge figure ²	0.673%

Codes

ISIN	LU0954271036
Bloomberg ticker	HSBCBCE LX
SEDOL	BYVWHP6

¹Please note that initial minimum subscription may vary across different distributors

²Ongoing Charges Figure is based on expenses over a year. The figure includes annual management charge but not the transaction costs. Such figures may vary from time to time.

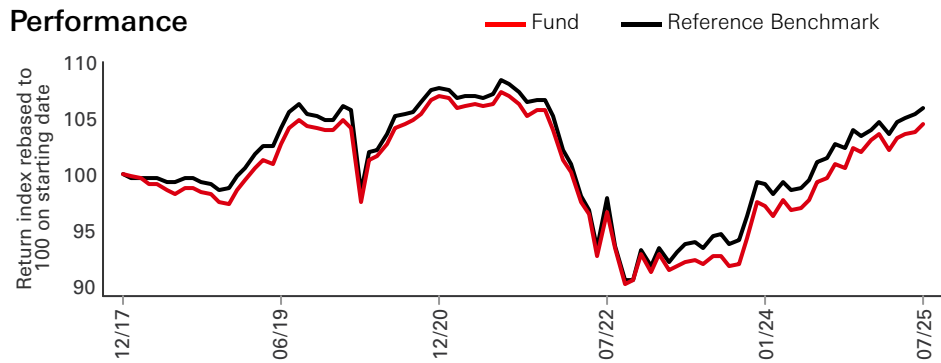
Past performance does not predict future returns. The figures are calculated in the share class base currency, dividend reinvested, net of fees.

This is a marketing communication. Please refer to the prospectus and to the KID before making any final investment decisions.

For definition of terms, please refer to the Glossary QR code and Prospectus.

Source: HSBC Asset Management, data as at 31 July 2025

Performance



Performance (%)	YTD	1 month	3 months	6 months	1 year	3 years ann	5 years ann	10 years ann	Since inception ann
BC	2.38	0.61	1.25	1.42	5.17	2.65	0.06	--	0.57
Reference Benchmark	2.34	0.52	1.25	1.86	4.73	2.70	0.14	--	0.69

Rolling performance (%)	31/07/24-31/07/25	31/07/23-31/07/24	31/07/22-31/07/23	31/07/21-31/07/22	31/07/20-31/07/21	31/07/19-31/07/20	31/07/18-31/07/19	31/07/17-31/07/18	31/07/16-31/07/17	31/07/15-31/07/16
BC	5.17	7.23	-4.10	-10.07	3.11	-0.02	5.45	--	--	--
Reference Benchmark	4.73	7.10	-3.44	-9.87	3.16	-0.39	6.02	--	--	--

3-Year Risk Measures	BC	Reference Benchmark	5-Year Risk Measures	BC	Reference Benchmark
Volatility	4.93%	5.04%	Volatility	5.12%	5.28%
Sharpe ratio	-0.06	-0.05	Sharpe ratio	-0.29	-0.26
Tracking error	0.87%	--	Tracking error	0.81%	--
Information ratio	-0.06	--	Information ratio	-0.11	--

Fixed Income Characteristics	Fund	Reference Benchmark	Relative
No. of holdings ex cash	86	4,064	--
Yield to worst	3.28%	3.02%	0.26%
Yield to maturity	3.58%	3.12%	0.46%
Option adjusted duration	4.71	4.56	0.15
Modified duration to worst	4.56	4.45	0.11
Option adjusted spread duration	5.29	4.58	0.71
Average maturity	5.32	5.11	0.21
Minimum rating	A-/BBB+	A-/BBB+	--
Number of issuers	66	750	--

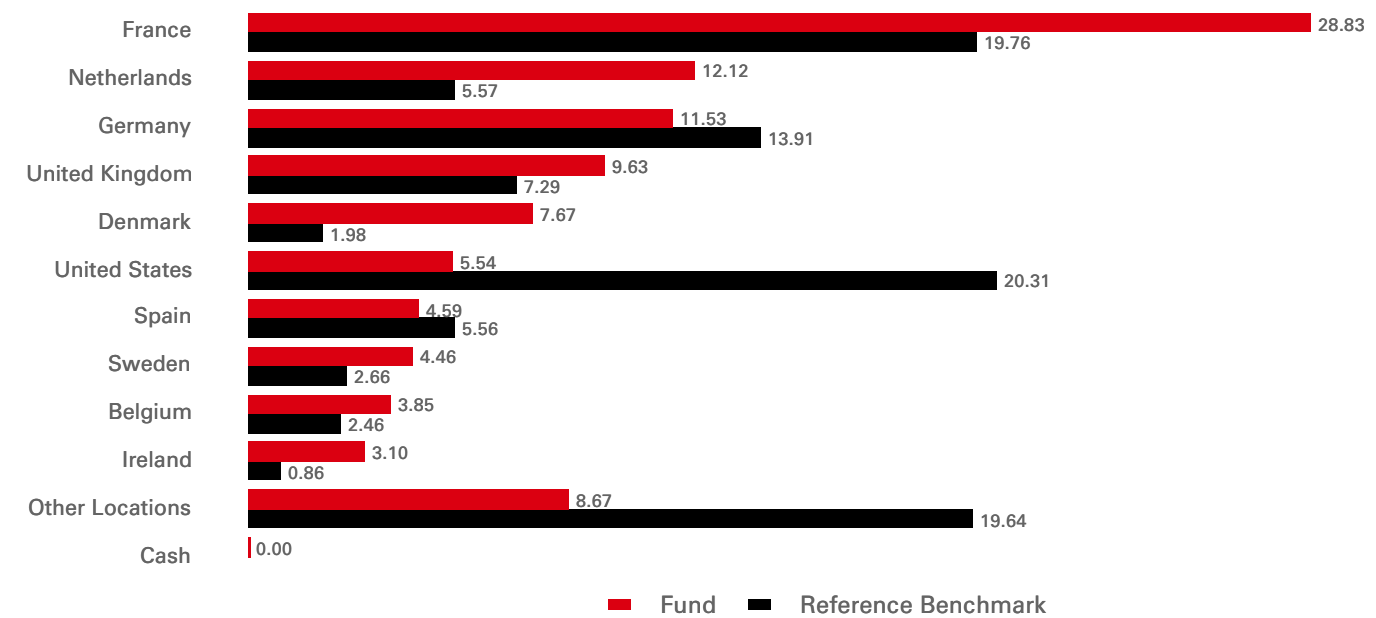
Credit rating (%)	Fund	Reference Benchmark	Relative
AAA	6.51	0.52	5.98
AA	8.14	5.93	2.21
A	28.10	38.02	-9.92
BBB	51.25	54.01	-2.76
BB	6.00	1.52	4.48
Cash	0.00	--	0.00

Maturity Breakdown (Option adjusted duration)	Fund	Reference Benchmark	Relative
0-2 years	0.12	0.24	-0.11
2-5 years	1.09	1.40	-0.32
5-10 years	2.95	2.15	0.80
10+ years	0.55	0.78	-0.23
Total	4.71	4.56	0.15

Past performance does not predict future returns. The figures are calculated in the share class base currency, dividend reinvested, net of fees.

Source: HSBC Asset Management, data as at 31 July 2025

Geographical allocation (%)



Sector allocation (%)	Fund	Reference Benchmark	Relative
Banking	18.31	29.39	-11.08
Communications	12.73	5.84	6.89
Treasuries	9.69	--	9.69
Consumer Non Cyclical	8.98	12.75	-3.77
OWNED NO GUARANTEE	8.16	6.33	1.83
Electric	7.75	4.72	3.03
Technology	6.01	3.19	2.82
Consumer Cyclical	5.43	8.78	-3.35
Capital Goods	4.95	5.03	-0.07
Transportation	4.18	3.15	1.03
Other Sectors	13.80	20.82	-7.02
Cash	0.00	--	0.00

Top 10 holdings	Weight (%)
NETHERLANDS GOVT 2.500 15/01/30	6.51
BTF 0.000 10/09/25	3.18
ESB FINANCE DAC 4.000 03/05/32	2.02
NORDEA BANK ABP 4.125 29/05/35	1.99
TDC NET AS 6.500 01/06/31	1.92
JYSKE BANK A/S 5.125 01/05/35	1.82
ENERGIE BADEN-W 4.500 28/07/55	1.72
COMMERZBANK AG 4.875 16/10/34	1.62
SSE PLC 4.000 05/09/31	1.61
ASTRAZENECA FIN 3.278 05/08/33	1.54

MSCI ESG Score	ESG score	E	S	G
Fund	7.4	7.5	5.4	6.3
Reference benchmark	7.3	7.5	5.1	5.9

The MSCI ESG Key Issue Score is the numerical, weighted average of MSCI's E, S, and G pillar scores. A higher number indicates a more favourable ESG profile in the view of MSCI.

The weighted averages of the Key Issue Scores are aggregated and companies' scores are normalized by their industries. After any overrides are factored in, each company's Final Industry-Adjusted Score corresponds to a rating.

For more information, see MSCI ESG Ratings Methodology @ <https://www.msci.com/esg-and-climate-methodologies>

Risk disclosures

- The Fund invests in bonds whose value generally falls when interest rates rise. This risk is typically greater the longer the maturity of a bond investment and the higher its credit quality. The issuers of certain bonds, could become unwilling or unable to make payments on their bonds and default. Bonds that are in default may become hard to sell or worthless.
- Investment Leverage occurs when the economic exposure is greater than the amount invested, such as when derivatives are used. A Fund that employs leverage may experience greater gains and/or losses due to the amplification effect from a movement in the price of the reference source.
- Where overseas investments are held the rate of currency exchange may cause the value of such investments to go down as well as up.
- Further information on the potential risks can be found in the Key Information Document (KID) and/or the Prospectus or Offering Memorandum.

Index disclaimer


Neither Markit, its Affiliates or any third party data provider makes any warranty, express or implied, as to the accuracy, completeness or timeliness of the data contained herewith nor as to the results to be obtained by recipients of the data. Neither Markit, its Affiliates nor any data provider shall in any way be liable to any recipient of the data for any inaccuracies, errors or omissions in the Markit data, regardless of cause, or for any damages (whether direct or indirect) resulting therefrom. Markit has no obligation to update, modify or amend the data or to otherwise notify a recipient thereof in the event that any matter stated herein changes or subsequently becomes inaccurate. Without limiting the foregoing, Markit, its Affiliates, or any third party data provider shall have no liability whatsoever to you, whether in contract (including under an indemnity), in tort (including negligence), under a warranty, under statute or otherwise, in respect of any loss or damage suffered by you as a result of or in connection with any opinions, recommendations, forecasts, judgments, or any other conclusions, or any course of action determined, by you or any third party, whether or not based on the content, information or materials contained herein. Copyright © 2025, Markit Indices Limited.

Benchmark disclosure

The Investment Advisor will use its discretion to invest in securities not included in the reference benchmark based on active investment management strategies and specific investment opportunities. It is foreseen that a significant percentage of the Fund's investments will be components of the reference benchmark. However, their weightings may deviate materially from those of the reference benchmark. The deviation of the Fund's performance and underlying investments' weightings relative to the benchmark are monitored, but not constrained, to a defined range.

Source: HSBC Asset Management, data as at 31 July 2025

Follow us on:



UK Investor/Adviser E-mail:
wholesale.clientservices@hsbc.com
Lines are open 9am to 5pm Monday to Friday (excluding public holidays). To help the ACD and the Administrator continually improve their services and in the interests of security, they may monitor and/or record your communications with them.

Glossary



www.assetmanagement.hsbc.co.uk/en/api/v1/download/document/gb00b80qg615/gb/en/glossary

Important information

The material contained herein is for marketing purposes and is for your information only. This document is not contractually binding nor are we required to provide this to you by any legislative provision. It does not constitute legal, tax or investment advice or a recommendation to any reader of this material to buy or sell investments. You must not, therefore, rely on the content of this document when making any investment decisions.

This material is not intended for distribution to or use by any person or entity in any jurisdiction or country where such distribution or use would be contrary to law or regulation. This material is not and should not be construed as an offer to sell or the solicitation of an offer to purchase or subscribe to any investment.

Any views expressed were held at the time of preparation and are subject to change without notice. While any forecast, projection or target where provided is indicative only and not guaranteed in any way. HSBC Global Asset Management (UK) Limited accepts no liability for any failure to meet such forecast, projection or target.

This fund is a sub-fund of the HSBC Global Investment Funds, a Luxembourg domiciled Société d'investissement à Capital Variable (SICAV). UK based investors in HSBC Global Investment Funds are advised that they may not be afforded some of the protections conveyed by the provisions of the Financial Services and Markets Act 2000. HSBC Global Investment Funds is recognised in the United Kingdom by the Financial Conduct Authority under section 264 of the Act. The shares in HSBC Global Investment Funds have not been and will not be offered for sale or sold in the United States of America, its territories or possessions and all areas subject to its jurisdiction, or to United States Persons. All applications are made on the basis of the current HSBC Global Investment Funds Prospectus, Key Investor Information Document (KIID), Supplementary Information Document (SID) and most recent annual and semi-annual reports, which can be obtained upon request free of charge from HSBC Global Asset Management (UK) Limited, 8 Canada Square, Canary Wharf, London, E14 5HQ. UK, or the local distributors. Investors and potential investors should read and note the risk warnings in the prospectus and relevant KIID and additionally, in the case of retail clients, the information contained in the supporting SID.

Further information about the Company including the Prospectus, the most recent annual and semi-annual reports of the Company and the latest share prices, may be obtained free of charge, in English, from the Registrar and Transfer Agent by emailing amgtransferagency@lu.hsbc.com , or by visiting www.global.assetmanagement.hsbc.com.

The most recent Prospectus is available in English and German. Key Investor Information Document (KID) are available in the local language where they are registered.

To help improve our service and in the interests of security we may record and/or monitor your communication with us. HSBC Global Asset Management (UK) Limited provides information to Institutions, Professional Advisers and their clients on the investment products and services of the HSBC Group.

Approved for issue in the UK by HSBC Global Asset Management (UK) Limited, who are authorised and regulated by the Financial Conduct Authority. www.assetmanagement.hsbc.co.uk

Copyright © HSBC Global Asset Management (UK) Limited 2025. All rights reserved.

Further Information can be found in the prospectus and in our Key Investor Information Documents published in our Fund Centre at www.assetmanagement.hsbc.co.uk

Term: The management company cannot terminate the Fund unilaterally. The Board of Directors may furthermore decide to liquidate the Fund in certain circumstances set out in the prospectus and articles of incorporation of the Fund. Further additional and complete information (including but not limited to) investor rights, costs and charges, please refer to the prospectus.

Detailed information for article 8 and 9 sustainable investment products, as categorised under the Sustainable Finance Disclosure Regulation (SFDR), including; description of the environmental or social characteristics or the sustainable investment objective; methodologies used to assess, measure and monitor the environmental or social characteristics and the impact of the selected sustainable investments and; objectives and benchmark information, can be found at: <https://www.assetmanagement.hsbc.co.uk/en/intermediary/investment-expertise/sustainable-investments/sustainable-investment-product-offering>