

## HSBC Global Investment Funds

# GLOBAL CORPORATE BOND

Marketing communication | Monthly report 30 November 2024 | Share class ZD

This product is based overseas and is not subject to UK sustainable investment labelling and disclosure requirements.



### Investment objective

The Fund aims to provide long term capital growth and income by investing in a portfolio of corporate bonds, while promoting environmental, social and governance (ESG) characteristics within the meaning of Article 8 of SFDR. The Fund aims to do this with a higher ESG score than its reference benchmark.



### Investment strategy

The Fund is actively managed.

In normal market conditions, the Fund will invest at least 70% of its assets in a combination of investment grade bonds and other similar securities issued by companies in both developed markets and emerging markets, and in asset-backed securities (ABS) and mortgage-backed securities (MBS). With up to a maximum of 20% of its assets in ABS and MBS.

Companies and/or issuers considered for inclusion within the Fund's portfolio will be subject to excluded activities in accordance with HSBC Asset Management's Responsible Investment Policies. Please refer to the prospectus for more details on ESG credentials and excluded activities.

The Fund may invest up to 10% in onshore Chinese bonds; up to 10% in non-investment grade rated bonds; up to 10% in convertible bonds; up to 10% in contingent convertible securities; up to 10% in other funds; and may invest in bank deposits and money market instruments.

The Fund's primary currency exposure is to USD.

See the Prospectus for a full description of the investment objectives and derivative usage.



### Main risks

- The value of investments and any income from them can go down as well as up and investors may not get back the amount originally invested
- The Fund invests in bonds whose value generally falls when interest rates rise. This risk is typically greater the longer the maturity of a bond investment and the higher its credit quality. The issuers of certain bonds, could become unwilling or unable to make payments on their bonds and default. Bonds that are in default may become hard to sell or worthless.
- The Fund may invest in Emerging Markets, these markets are less established, and often more volatile, than developed markets and involve higher risks, particularly market, liquidity and currency risks.

### Share class details

#### Key metrics

NAV per share	<b>USD 10.78</b>
Performance 1 month	<b>1.39%</b>
Yield to maturity	<b>4.52%</b>

#### Fund facts

UCITS V compliant	<b>Yes</b>
UK reporting fund status (UKRS)	<b>Yes</b>
ISA eligible	<b>Yes</b>
Dividend treatment	<b>Distributing</b>
Distribution frequency	<b>Annually</b>
Dividend ex-date	<b>17 May 2024</b>
Dividend yield <sup>1</sup>	<b>3.54%</b>
Last paid dividend	<b>0.381282</b>
Dealing frequency	<b>Daily</b>
Valuation time	<b>17:00 Luxembourg</b>
Share class base currency	<b>USD</b>
Domicile	<b>Luxembourg</b>
Inception date	<b>30 June 2014</b>
Fund size	<b>USD 3,216,400,893</b>
Reference benchmark	<b>100% Bloomberg Global Aggregate Corporates AWS Hedged USD</b>

Managers **Jerry Samet**

#### Fees and expenses

Minimum initial investment <sup>2</sup>	<b>USD 1,000,000</b>
Ongoing charge figure <sup>3</sup>	<b>0.110%</b>

#### Codes

ISIN	<b>LU1079018765</b>
Bloomberg ticker	<b>HSGCBZD LX</b>
SEDOL	<b>BS7JPG6</b>

<sup>1</sup>Dividend Yield: represents the ratio of distributed income over the last 12 months to the fund's current Net Asset Value.

<sup>2</sup>Please note that initial minimum subscription may vary across different distributors

<sup>3</sup>Ongoing Charges Figure is based on expenses over a year. The figure includes annual management charge but not the transaction costs. Such figures may vary from time to time.

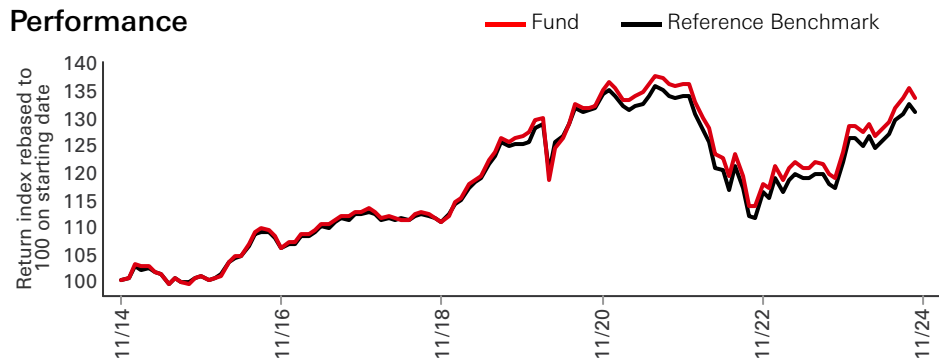
Past performance does not predict future returns. The figures are calculated in the share class base currency, dividend reinvested, net of fees.

This is a marketing communication. Please refer to the prospectus and to the KID before making any final investment decisions.

For definition of terms, please refer to the Glossary QR code and Prospectus.

Source: HSBC Asset Management, data as at 30 November 2024

## Performance



Performance (%)	YTD	1 month	3 months	6 months	1 year	3 years ann	5 years ann	10 years ann
<b>ZD</b>	<b>5.29</b>	<b>1.39</b>	<b>1.34</b>	<b>5.59</b>	<b>9.34</b>	<b>-0.16</b>	<b>1.37</b>	<b>3.07</b>
Reference Benchmark	5.23	1.44	1.60	5.49	9.11	-0.31	1.18	2.88

Rolling performance (%)	30/11/23-30/11/24	30/11/22-30/11/23	30/11/21-30/11/22	30/11/20-30/11/21	30/11/19-30/11/20	30/11/18-30/11/19	30/11/17-30/11/18	30/11/16-30/11/17	30/11/15-30/11/16	30/11/14-30/11/15
<b>ZD</b>	<b>9.34</b>	<b>5.21</b>	<b>-13.50</b>	<b>0.73</b>	<b>6.80</b>	<b>13.98</b>	<b>-1.64</b>	<b>6.31</b>	<b>5.16</b>	<b>0.84</b>
Reference Benchmark	9.11	4.69	-13.27	-0.10	7.15	12.89	-1.04	5.86	5.09	0.78

3-Year Risk Measures	ZD	Reference Benchmark	5-Year Risk Measures	ZD	Reference Benchmark
Volatility	7.45%	7.63%	Volatility	7.72%	7.32%
Sharpe ratio	-0.52	-0.53	Sharpe ratio	-0.14	-0.17
Tracking error	0.68%	--	Tracking error	1.14%	--
Information ratio	0.21	--	Information ratio	0.17	--

Fixed Income Characteristics	Fund	Reference Benchmark	Relative
No. of holdings ex cash	600	15,119	--
Average coupon rate	4.20	3.59	0.60
Yield to worst	4.40%	4.22%	0.18%
Option adjusted duration	5.84	5.65	0.19
Modified duration to worst	5.87	5.60	0.27
Option adjusted spread duration	5.81	5.69	0.12
Average maturity	8.04	7.74	0.30
Rating average	A-/BBB+	A-/BBB+	--
Number of issuers	280	1949	--

Credit rating (%)	Fund	Reference Benchmark	Relative	Sleeve Maturity Breakdown (%)	Fund	Reference Benchmark	Relative
AAA	0.15	0.82	-0.67	United States	46.45	50.49	-4.03
AA	9.06	7.84	1.22	Europe	41.75	42.41	-0.66
A	31.50	42.25	-10.74	UK	9.47	7.10	2.37
BBB	56.21	49.09	7.12	Overlay	2.32	--	2.32
BB	0.74	--	0.74				
B	0.06	--	0.06				
NR	0.00	--	0.00				
Cash	2.28	--	2.28				

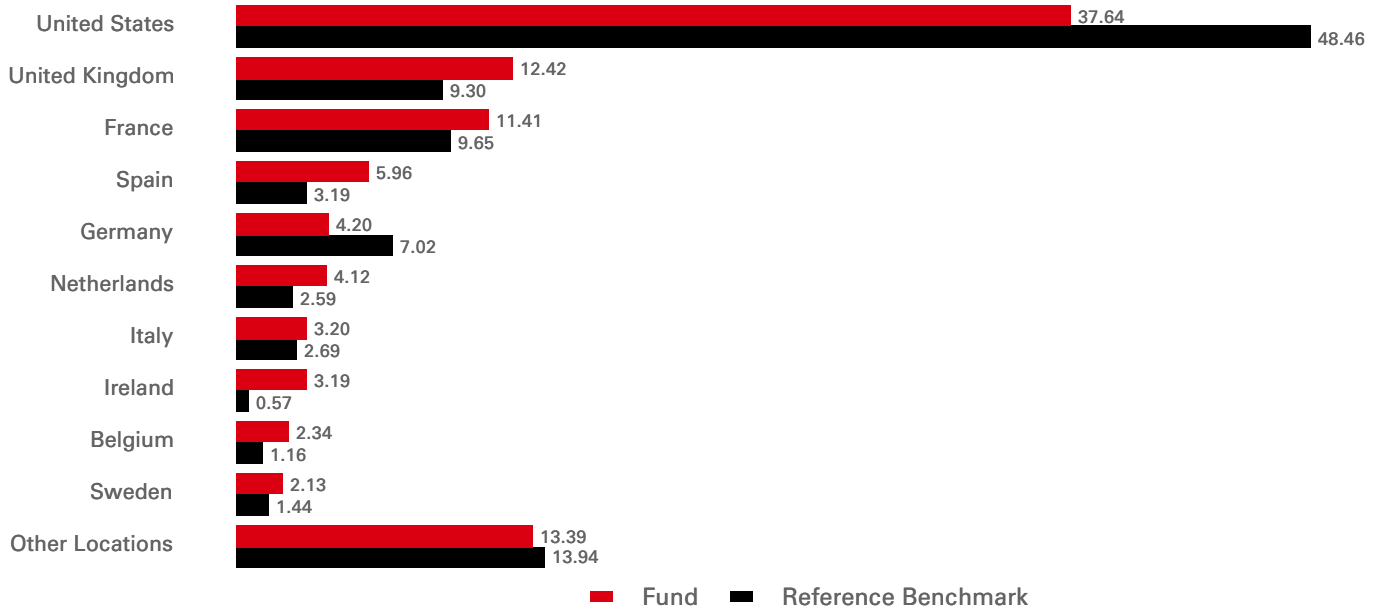
Past performance does not predict future returns. The figures are calculated in the share class base currency, dividend reinvested, net of fees.

Source: HSBC Asset Management, data as at 30 November 2024

Maturity Breakdown (Option adjusted duration)	Fund	Reference Benchmark	Relative
0-2 years	0.18	0.19	-0.01
2-5 years	1.29	1.10	0.19
5-10 years	2.32	1.86	0.45
10+ years	2.05	2.50	-0.45
<b>Total</b>	<b>5.84</b>	<b>5.65</b>	<b>0.19</b>

Currency Allocation (%)	Fund	Reference Benchmark	Relative
USD	99.20	100.00	-0.80
EUR	0.75	--	0.75
GBP	0.04	--	0.04
AUD	0.00	--	0.00
JPY	0.00	--	0.00

#### Geographical allocation (%)



Sector allocation (%)	Fund	Reference Benchmark	Relative
Financial Institutions	46.85	39.71	7.14
Utility	8.52	9.07	-0.55
Consumer Non cyclical	7.77	13.59	-5.82
Communications	6.24	7.08	-0.84
Consumer Cyclical	5.51	8.30	-2.79
Energy	5.17	5.08	0.09
Technology	4.66	5.55	-0.88
Capital Goods	4.20	5.18	-0.98
Agencies	2.19	--	2.19
Mutual Fund	2.09	--	2.09
Other Sectors	4.52	6.45	-1.93
Cash	2.28	--	2.28

Top 10 holdings	Weight (%)
BANK OF AMER CRP 2.972 04/02/33	0.83
AIRCASTLE LTD 5.250 11/08/25	0.69
ING GROEP NV 5.550 19/03/35	0.66
SOCIETE GENERALE 5.250 19/02/27	0.61
ATHENE GLOBAL FU 5.516 25/03/27	0.61
COREBRIDGE FIN 6.375 15/09/54	0.56
WASTE CONNECT 5.000 01/03/34	0.56
BANK OF MONTREAL 5.300 05/06/26	0.55
WASTE MANAGEMENT 4.875 15/02/29	0.55
COREBRIDGE GF 4.900 03/12/29	0.53

Sustainability indicators	Fund	Reference benchmark
Carbon emissions intensity*	80.15	133.90

\*Carbon Intensity measures the quantity of carbon emission of a company (tonnes CO<sup>2</sup>e/USD million revenue)  
 Source: S&P Global Trucost

MSCI ESG Score	ESG score	E	S	G
Fund	7.2	7.5	5.2	6.1
Reference benchmark	6.9	7.1	5.0	5.9

The MSCI ESG Key Issue Score is the numerical, weighted average of MSCI’s E, S, and G pillar scores. A higher number indicates a more favourable ESG profile in the view of MSCI.


The weighted averages of the Key Issue Scores are aggregated and companies’ scores are normalized by their industries. After any overrides are factored in, each company’s Final Industry-Adjusted Score corresponds to a rating.

For more information, see MSCI ESG Ratings Methodology @ <https://www.msci.com/esg-and-climate-methodologies>

## Risk disclosures

- Derivatives may be used by the Fund, and these can behave unexpectedly. The pricing and volatility of many derivatives may diverge from strictly reflecting the pricing or volatility of their underlying reference(s), instrument or asset.
- Investment Leverage occurs when the economic exposure is greater than the amount invested, such as when derivatives are used. A Fund that employs leverage may experience greater gains and/or losses due to the amplification effect from a movement in the price of the reference source.
- Further information on the potential risks can be found in the Key Information Document (KID) and/or the Prospectus or Offering Memorandum.

Follow us on:



UK Investor/Adviser E-mail:  
wholesale.clientservices@hsbc.com  
Lines are open 9am to 5pm Monday to Friday (excluding public holidays). To help the ACD and the Administrator continually improve their services and in the interests of security, they may monitor and/or record your communications with them.

---

## Glossary



[www.assetmanagement.hsbc.co.uk/en/api/v1/download/document/gb00b80qg615/gb/en/glossary](http://www.assetmanagement.hsbc.co.uk/en/api/v1/download/document/gb00b80qg615/gb/en/glossary)

## Index disclaimer

Bloomberg® is a trademark and service mark of Bloomberg Finance L.P. (collectively with its affiliates, "Bloomberg"). Barclays® is a trademark and service mark of Barclays Bank Plc (collectively with its affiliates, "Barclays"), used under license. Bloomberg or Bloomberg's licensors, including Barclays, own all proprietary rights in the Bloomberg Barclays Indices. Neither Bloomberg nor Barclays approve or endorse this material, or guarantees the accuracy or completeness of any information herein, or makes any warranty, express or implied, as to the results to be obtained therefrom and, to the maximum extent allowed by law, neither shall have any liability or responsibility for injury or damages arising in connection therewith.

## Benchmark disclosure

The Investment Advisor will use its discretion to invest in securities not included in the reference benchmark based on active investment management strategies and specific investment opportunities. It is foreseen that a significant percentage of the Fund's investments will be components of the reference benchmark. However, their weightings may deviate materially from those of the reference benchmark. The deviation of the Fund's performance and underlying investments' weightings relative to the benchmark are monitored, but not constrained, to a defined range.

**Source: HSBC Asset Management, data as at 30 November 2024**

## Important information

The material contained herein is for marketing purposes and is for your information only. This document is not contractually binding nor are we required to provide this to you by any legislative provision. It does not constitute legal, tax or investment advice or a recommendation to any reader of this material to buy or sell investments. You must not, therefore, rely on the content of this document when making any investment decisions.

This material is not intended for distribution to or use by any person or entity in any jurisdiction or country where such distribution or use would be contrary to law or regulation. This material is not and should not be construed as an offer to sell or the solicitation of an offer to purchase or subscribe to any investment.

Any views expressed were held at the time of preparation and are subject to change without notice. While any forecast, projection or target where provided is indicative only and not guaranteed in any way. HSBC Global Asset Management (UK) Limited accepts no liability for any failure to meet such forecast, projection or target.

This fund is a sub-fund of the HSBC Global Investment Funds, a Luxembourg domiciled Société d'investissement à Capital Variable (SICAV). UK based investors in HSBC Global Investment Funds are advised that they may not be afforded some of the protections conveyed by the provisions of the Financial Services and Markets Act 2000. HSBC Global Investment Funds is recognised in the United Kingdom by the Financial Conduct Authority under section 264 of the Act. The shares in HSBC Global Investment Funds have not been and will not be offered for sale or sold in the United States of America, its territories or possessions and all areas subject to its jurisdiction, or to United States Persons. All applications are made on the basis of the current HSBC Global Investment Funds Prospectus, Key Investor Information Document (KIID), Supplementary Information Document (SID) and most recent annual and semi-annual reports, which can be obtained upon request free of charge from HSBC Global Asset Management (UK) Limited, 8 Canada Square, Canary Wharf, London, E14 5HQ. UK, or the local distributors. Investors and potential investors should read and note the risk warnings in the prospectus and relevant KIID and additionally, in the case of retail clients, the information contained in the supporting SID.

Further information about the Company including the Prospectus, the most recent annual and semi-annual reports of the Company and the latest share prices, may be obtained free of charge, in English, from the Registrar and Transfer Agent by emailing [amgtransferagency@lu.hsbc.com](mailto:amgtransferagency@lu.hsbc.com) , or by visiting [www.global.assetmanagement.hsbc.com](http://www.global.assetmanagement.hsbc.com).

The most recent Prospectus is available in English and German. Key Investor Information Document (KID) are available in the local language where they are registered.

To help improve our service and in the interests of security we may record and/or monitor your communication with us. HSBC Global Asset Management (UK) Limited provides information to Institutions, Professional Advisers and their clients on the investment products and services of the HSBC Group.

Approved for issue in the UK by HSBC Global Asset Management (UK) Limited, who are authorised and regulated by the Financial Conduct Authority. [www.assetmanagement.hsbc.co.uk](http://www.assetmanagement.hsbc.co.uk)

Copyright © HSBC Global Asset Management (UK) Limited 2024. All rights reserved.

Further Information can be found in the prospectus and in our Key Investor Information Documents published in our Fund Centre at [www.assetmanagement.hsbc.co.uk](http://www.assetmanagement.hsbc.co.uk)

Term: The management company cannot terminate the Fund unilaterally. The Board of Directors may furthermore decide to liquidate the Fund in certain circumstances set out in the prospectus and articles of incorporation of the Fund. Further additional and complete information (including but not limited to) investor rights, costs and charges, please refer to the prospectus.

Detailed information for article 8 and 9 sustainable investment products, as categorised under the Sustainable Finance Disclosure Regulation (SFDR), including; description of the environmental or social characteristics or the sustainable investment objective; methodologies used to assess, measure and monitor the environmental or social characteristics and the impact of the selected sustainable investments and; objectives and benchmark information, can be found at: <https://www.assetmanagement.hsbc.co.uk/en/intermediary/investment-expertise/sustainable-investments/sustainable-investment-product-offering>