

## HSBC Global Investment Funds

# GEM DEBT TOTAL RETURN

Monthly report 30 September 2022 | Share class BDHEUR



### Investment objective

The Fund aims to provide long term capital growth and income by investing in a portfolio of emerging markets bonds.



### Investment strategy

The Fund is actively managed. The Fund employs a Total Return strategy which has a flexible allocation across the emerging market debt universe. Through seeking multiple sources of return the strategy aims, over an investment cycle, to achieve risk-adjusted returns above those of the investment universe. However, your capital is still at risk and there is no guarantee of stable growth over time. In normal market conditions, the Fund will mostly invest its assets in investment grade bonds and non-investment grade bonds issued by governments, government-related entities, supranational entities and companies that are based in or carry out the larger part of their business in emerging markets. The Fund may invest up to 10% in onshore Chinese bonds which are issued within the People's Republic of China and traded on the China Interbank Bond Market. The Fund may invest up to 25% in convertible bonds. The Fund may also invest up to 10% of its assets in contingent convertible securities. The Fund may invest up to 10% in other funds and up to 10% in total return swaps. The Fund's primary currency exposure is to US dollars (USD). See the Prospectus for a full description of the investment objectives and derivative usage.



### Main risks

- The value of investments and any income from them can go down as well as up and you may not get back the amount originally invested.
- Investing in assets denominated in a currency other than that of the investor's own currency exposes the value of the investment to exchange rate fluctuations
- The Fund invests in bonds whose value generally falls when interest rates rise. This risk is typically greater the longer the maturity of a bond investment and the higher its credit quality. The issuers of certain bonds, could become unwilling or unable to make payments on their bonds and default. Bonds that are in default may become hard to sell or worthless.

### Share class details

#### Key metrics

NAV per share	<b>EUR 6.44</b>
Performance 1 month	<b>-5.04%</b>
Yield to maturity	<b>9.99%</b>

#### Fund facts

UCITS V compliant	<b>Yes</b>
UK reporting fund status (UKRS)	<b>Yes</b>
ISA eligible	<b>Yes</b>
Dividend treatment	<b>Distributing</b>
Distribution frequency	<b>Annually</b>
Dividend ex-date	<b>6 July 2022</b>
Dividend yield <sup>1</sup>	<b>5.03%</b>
Last paid dividend	<b>0.323829</b>
Dealing frequency	<b>Daily</b>
Valuation time	<b>17:00 Luxembourg</b>
Share class base currency	<b>EUR</b>
Domicile	<b>Luxembourg</b>
Inception date	<b>20 February 2018</b>
Fund size	<b>USD 177,588,017</b>
Managers	<b>Hugo Novaro</b>

#### Fees and expenses

Minimum initial investment <sup>2</sup>	<b>USD 5,000</b>
Ongoing charge figure <sup>3</sup>	<b>1.173%</b>

#### Codes

ISIN	<b>LU1679028123</b>
Bloomberg ticker	<b>HGGBDHE LX</b>
SEDOL	<b>BFFZ9K7</b>

<sup>1</sup>Dividend Yield: represents the ratio of distributed income over the last 12 months to the fund's current Net Asset Value.

<sup>2</sup>Please note that initial minimum subscription may vary across different distributors

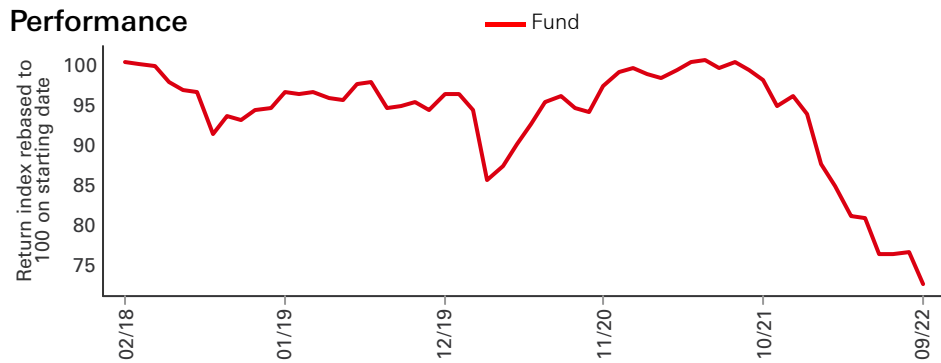
<sup>3</sup>Ongoing Charges Figure, is based on expenses over a year. The figure includes annual management charge but not the transaction costs. Such figures may vary from time to time.

**Past performance does not predict future returns. The figures are calculated in the share class base currency, dividend reinvested, net of fees.**

**This is a marketing communication. Please refer to the prospectus and to the KIID before making any final investment decisions.**

**Source: HSBC Asset Management, data as at 30 September 2022**

## Performance



Performance (%)	YTD	1 month	3 months	6 months	1 year	3 years ann	5 years ann	Since inception ann
BDHEUR	-24.30	-5.04	-4.81	-14.35	-26.66	-8.41	--	-6.68

Rolling performance (%)	30/09/21-30/09/22	30/09/20-30/09/21	30/09/19-30/09/20	30/09/18-30/09/19	30/09/17-30/09/18
BDHEUR	-26.66	4.93	-0.16	1.12	--

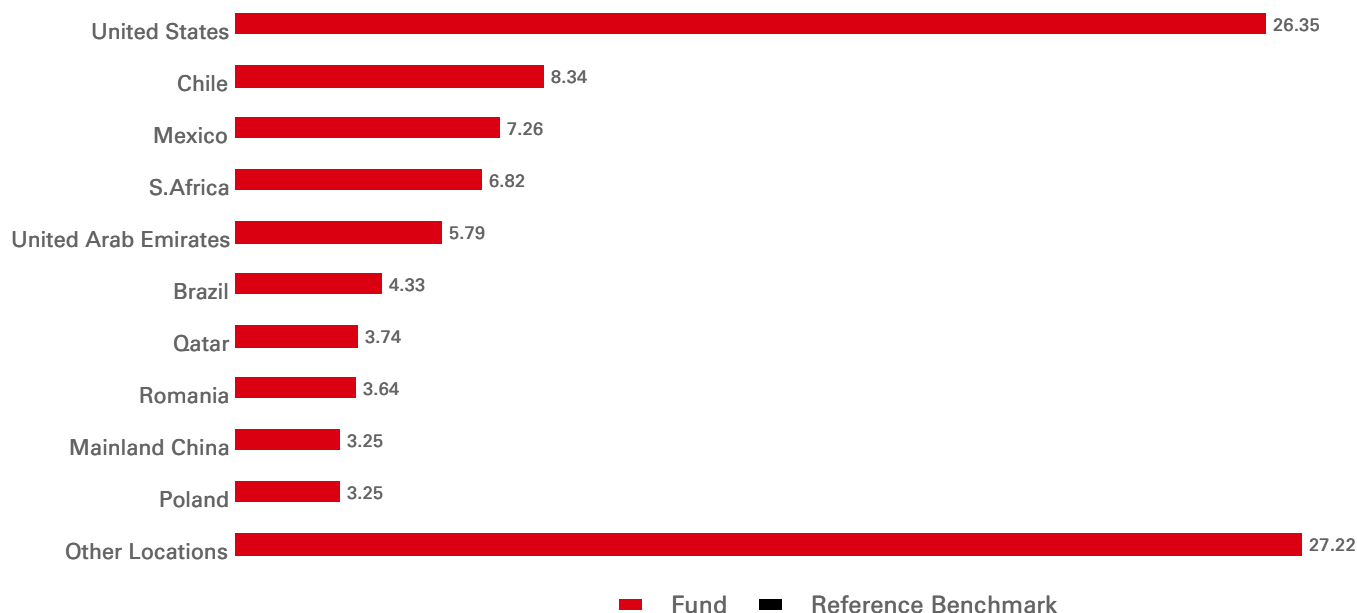
3-Year Risk Measures	BDHEUR	Reference Benchmark	5-Year Risk Measures	BDHEUR	Reference Benchmark
Volatility	9.72%	--	Volatility	--	--
Sharpe ratio	-0.82	--	Sharpe ratio	--	--

Fixed Income Characteristics	Fund	Reference Benchmark	Relative
No. of holdings ex cash	156	--	--
Yield to worst	9.44%	--	--
Option adjusted duration	4.55	--	--
Modified duration to worst	4.55	--	--
Option adjusted spread duration	3.33	--	--
Average maturity	5.90	--	--
Rating average	BBB+/BBB	--	--

Credit rating (%)	Fund	Reference Benchmark	Relative	Maturity Breakdown (%)	Fund	Reference Benchmark	Relative
AAA	2.63	--	--	0-2 years	25.36	--	--
AA	2.13	--	--	2-5 years	26.67	--	--
A	10.19	--	--	5-10 years	32.44	--	--
BBB	17.42	--	--	10+ years	15.54	--	--
BB	24.36	--	--				
B	14.93	--	--				
CCC	2.26	--	--				
CC	0.60	--	--				
C	0.17	--	--				
D	0.67	--	--				
NR	2.83	--	--				
Cash	23.18	--	--				
Cash Offset	-1.37	--	--				

Past performance does not predict future returns. The figures are calculated in the share class base currency, dividend reinvested, net of fees. The benchmark data is that of the reference benchmark of the fund, as this data is calculated at fund level rather than share class level. The reference benchmark of the fund is 100% Secured Overnight Financing Rate  
Source: HSBC Asset Management, data as at 30 September 2022

Currency Allocation (%)	Fund	Reference Benchmark	Relative
USD	80.71	--	--
ZAR	5.63	--	--
BRL	3.77	--	--
PLN	3.25	--	--
CZK	2.62	--	--
CNY	2.53	--	--
CLP	1.76	--	--
MXN	1.67	--	--
RON	1.44	--	--
COP	1.43	--	--
Other Currencies	-4.80	--	--

**Geographical allocation (%)**



Sector allocation (%)	Fund	Reference Benchmark	Relative
Government	40.77	--	--
Energy	16.50	--	--
Financial	9.47	--	--
Utilities	4.08	--	--
Basic Materials	2.46	--	--
Communications	2.02	--	--
Industrial	1.59	--	--
Consumer Cyclical	1.20	--	--
Consumer Non cyclical	0.14	--	--
Over The counter	-0.03	--	--
Other Sectors	-1.37	--	--
Cash	23.18	--	--

Top 10 holdings	Weight (%)
BRAZIL NTN-F 9.762 01/01/29	3.12
QNB FINANCE LTD 6.900 23/01/25	2.91
REP SOUTH AFRICA 7.000 28/02/31	2.67
PANAMA 3.160 23/01/30	2.47
US TREASURY N/B 2.375 15/02/42	2.00
ROMANIA 5.000 27/09/26	1.96
MEXICAN BONOS 5.750 05/03/26	1.56
REP SOUTH AFRICA 8.000 31/01/30	1.53
GREENKO SOLAR 5.550 29/01/25	1.52
PVT DEPT S.MBK 8.750 23/09/25	1.40

## Risk disclosures

- The Fund may invest in Emerging Markets, these markets are less established, and often more volatile, than developed markets and involve higher risks, particularly market, liquidity and currency risks.
- Derivatives may be used by the Fund, and these can behave unexpectedly. The pricing and volatility of many derivatives may diverge from strictly reflecting the pricing or volatility of their underlying reference(s), instrument or asset.
- Investment Leverage occurs when the economic exposure is greater than the amount invested, such as when derivatives are used. A Fund that employs leverage may experience greater gains and/or losses due to the amplification effect from a movement in the price of the reference source.
- Further information on the potential risks can be found in the Key Investor Information Document (KID) and/or the Prospectus or Offering Memorandum.

Follow us on:



UK Investor/Adviser E-mail:  
wholesale.clientservices@hsbc.com  
Lines are open 9am to 5pm Monday to Friday (excluding public holidays). To help the ACD and the Administrator continually improve their services and in the interests of security, they may monitor and/or record your communications with them.

---

## Glossary



## Index disclaimer

Source ICE Data Indices, LLC ("ICE DATA"), is used with permission. ICE DATA, ITS AFFILIATES AND THEIR RESPECTIVE THIRD PARTY SUPPLIERS DISCLAIM ANY AND ALL WARRANTIES AND REPRESENTATIONS, EXPRESS AND/OR IMPLIED, INCLUDING ANY WARRANTIES OF MERCHANTABILITY OR FITNESS FOR A PARTICULAR PURPOSE OR USE, INCLUDING THE INDICES, INDEX DATA AND ANY DATA INCLUDED IN, RELATED TO, OR DERIVED THEREFROM. NEITHER ICE DATA, ITS AFFILIATES NOR THEIR RESPECTIVE THIRD PARTY SUPPLIERS SHALL BE SUBJECT TO ANY DAMAGES OR LIABILITY WITH RESPECT TO THE ADEQUACY, ACCURACY, TIMELINESS OR COMPLETENESS OF THE INDICES OR THE INDEX DATA OR ANY COMPONENT THEREOF, AND THE INDICES AND INDEX DATA AND ALL COMPONENTS THEREOF ARE PROVIDED ON AN "AS IS" BASIS AND YOUR USE IS AT YOUR OWN RISK. ICE DATA, ITS AFFILIATES AND THEIR RESPECTIVE THIRD PARTY SUPPLIERS DO NOT SPONSOR, ENDORSE, OR RECOMMEND HSBC Asset Management, OR ANY OF ITS PRODUCTS OR SERVICES.

Source: HSBC Asset Management, data as at 30 September 2022

## Important information

The material contained herein is for marketing purposes and is for your information only. This document is not contractually binding nor are we required to provide this to you by any legislative provision. It does not constitute legal, tax or investment advice or a recommendation to any reader of this material to buy or sell investments. You must not, therefore, rely on the content of this document when making any investment decisions.

This material is not intended for distribution to or use by any person or entity in any jurisdiction or country where such distribution or use would be contrary to law or regulation. This material is not and should not be construed as an offer to sell or the solicitation of an offer to purchase or subscribe to any investment.

Any views expressed were held at the time of preparation and are subject to change without notice. While any forecast, projection or target where provided is indicative only and not guaranteed in any way. HSBC Global Asset Management (UK) Limited accepts no liability for any failure to meet such forecast, projection or target.

This fund is a sub-fund of the HSBC Global Investment Funds, a Luxembourg domiciled Société d'investissement à Capital Variable (SICAV). UK based investors in HSBC Global Investment Funds are advised that they may not be afforded some of the protections conveyed by the provisions of the Financial Services and Markets Act 2000. HSBC Global Investment Funds is recognised in the United Kingdom by the Financial Conduct Authority under section 264 of the Act. The shares in HSBC Global Investment Funds have not been and will not be offered for sale or sold in the United States of America, its territories or possessions and all areas subject to its jurisdiction, or to United States Persons. All applications are made on the basis of the current HSBC Global Investment Funds Prospectus, Key Investor Information Document (KIID), Supplementary Information Document (SID) and most recent annual and semi-annual reports, which can be obtained upon request free of charge from HSBC Global Asset Management (UK) Limited, 8 Canada Square, Canary Wharf, London, E14 5HQ. UK, or the local distributors. Investors and potential investors should read and note the risk warnings in the prospectus and relevant KIID and additionally, in the case of retail clients, the information contained in the supporting SID.

To help improve our service and in the interests of security we may record and/or monitor your communication with us. HSBC Global Asset Management (UK) Limited provides information to Institutions, Professional Advisers and their clients on the investment products and services of the HSBC Group.

Approved for issue in the UK by HSBC Global Asset Management (UK) Limited, who are authorised and regulated by the Financial Conduct Authority. [www.assetmanagement.hsbc.co.uk](http://www.assetmanagement.hsbc.co.uk)

Copyright © HSBC Global Asset Management (UK) Limited 2022. All rights reserved.

Further Information can be found in the prospectus and in our Key Investor Information Documents published in our Fund Centre at [www.assetmanagement.hsbc.co.uk](http://www.assetmanagement.hsbc.co.uk)