

HSBC Global Investment Funds

ASIA HIGH YIELD BOND

Marketing communication | Monthly report 30 April 2025 | Share class PM3HEUR

This product is based overseas and is not subject to UK sustainable investment labelling and disclosure requirements.

Investment objective

The Fund aims to provide long term capital growth and income by investing in a portfolio of Asian high yield bonds.

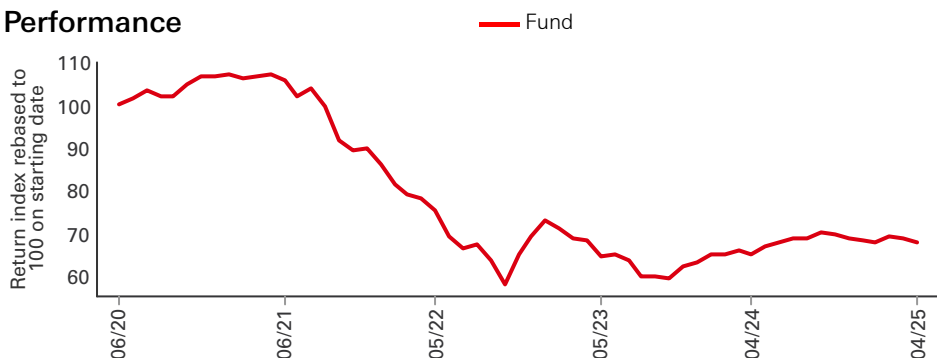
Investment strategy

The Fund is actively managed. In normal market conditions, the Fund will invest at least 70% of its assets in non-investment grade bonds and unrated bonds issued either by companies based in or carry out the larger part of their business in Asia, or issued or guaranteed by governments, government-related entities and supranational entities based in Asia. The Fund may invest up to 30% of its assets in onshore Chinese bonds traded on the China Interbank Bond Market and up to 10% of its assets in Chinese onshore bonds which are rated below Investment Grade. Companies and/or issuers considered for inclusion within the Fund's portfolio will be subject to excluded activities in accordance with HSBC Asset Management's Responsible Investment Policies. The Fund may invest up to 10% in convertible bonds. The Fund may also invest up to 15% of its assets in contingent convertible securities and may invest in bank deposits and money market instruments. The Fund may invest up to 10% of its assets in other funds, including HSBC funds. The Fund's primary currency exposure is to US dollars (USD). See the Prospectus for a full description of the investment objectives and derivative usage.

Main risks

- The value of investments and any income from them can go down as well as up and investors may not get back the amount originally invested
- The Fund invests in bonds whose value generally falls when interest rates rise. This risk is typically greater the longer the maturity of a bond investment and the higher its credit quality. The issuers of certain bonds, could become unwilling or unable to make payments on their bonds and default. Bonds that are in default may become hard to sell or worthless.
- The Fund may invest in Emerging Markets, these markets are less established, and often more volatile, than developed markets and involve higher risks, particularly market, liquidity and currency risks.

Performance



Share class details

Key metrics	
NAV per share	EUR 4.77
Performance 1 month	-1.64%
Yield to maturity	9.21%
Fund facts	
UCITS V compliant	Yes
UK reporting fund status (UKRS)	Yes
ISA eligible	Yes
Dividend treatment	Distributing
Distribution frequency	Monthly
Dividend ex-date	24 April 2025
Dividend yield ¹	8.33%
Last paid dividend	0.028783
Dealing frequency	Daily
Valuation time	17:00 Luxembourg
Share class base currency	EUR
Domicile	Luxembourg
Inception date	26 June 2020
Fund size	USD 559,068,796
Managers	Alfred Mui Alex CHOI Ming Leap

Fees and expenses

Minimum initial investment ²	USD 5,000,000
Ongoing charge figure ³	1.360%

Codes

ISIN	LU2133054259
Bloomberg ticker	HSPM3HE LX
SEDOL	BMQ5WX9

¹Dividend Yield: represents the ratio of distributed income over the last 12 months to the fund's current Net Asset Value.

²Please note that initial minimum subscription may vary across different distributors

³Ongoing Charges Figure is an estimate due to a change of fee structure.

Past performance does not predict future returns. The figures are calculated in the share class base currency, dividend reinvested, net of fees.

This is a marketing communication. Please refer to the prospectus and to the KID before making any final investment decisions.

For definition of terms, please refer to the Glossary QR code and Prospectus.

Source: HSBC Asset Management, data as at 30 April 2025

Performance (%)	YTD	1 month	3 months	6 months	1 year	3 years ann	5 years ann	Since inception ann
PM3HEUR	-0.85	-1.64	-0.28	-2.77	4.12	-4.65	--	-7.66

Rolling performance (%)	30/04/24-30/04/25	30/04/23-30/04/24	30/04/22-30/04/23	30/04/21-30/04/22	30/04/20-30/04/21
PM3HEUR	4.12	-4.40	-12.90	-26.74	--

3-Year Risk Measures	PM3HEUR	Reference Benchmark	5-Year Risk Measures	PM3HEUR	Reference Benchmark
Volatility	13.73%	--	Volatility	--	--
Sharpe ratio	-0.54	--	Sharpe ratio	--	--

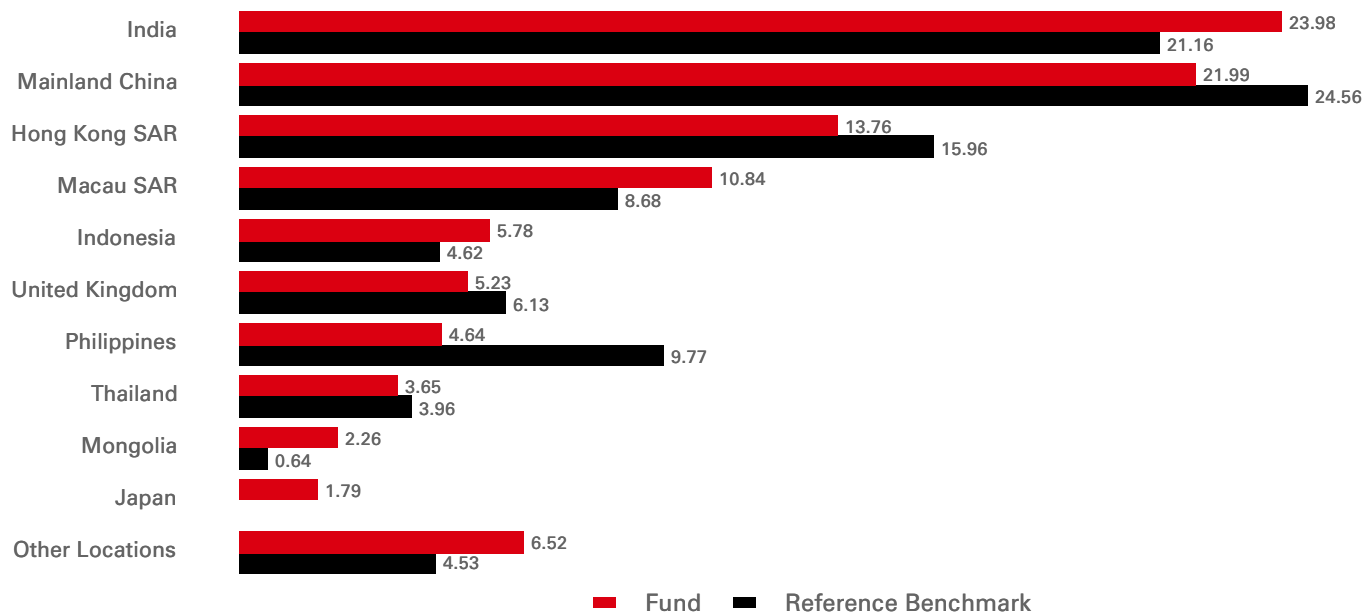
Fixed Income Characteristics	Fund	Reference Benchmark	Relative
No. of holdings ex cash	174	207	--
Yield to worst	9.09%	8.35%	0.75%
Yield to maturity	9.21%	8.62%	0.59%
Modified duration to worst	2.65	2.45	0.20
Option adjusted spread duration	2.50	2.70	-0.20
Average maturity	3.88	3.60	0.28
Average Credit Quality	BB/BB-	BB/BB-	--
Number of issuers	93	126	--

Credit rating (%)	Fund	Reference Benchmark	Relative	Maturity Breakdown (Option adjusted duration)	Fund	Reference Benchmark	Relative
A	1.44	0.45	1.00	0-2 years	0.39	0.55	-0.16
BBB	2.99	--	2.99	2-5 years	1.24	1.04	0.21
BB	49.93	60.82	-10.90	5-10 years	0.67	0.44	0.23
B	20.75	14.09	6.66	10+ years	0.23	0.26	-0.03
CCC	6.03	2.10	3.93	Total	2.53	2.28	0.25
CC	0.15	--	0.15				
C	--	0.27	-0.27				
NR	16.05	22.26	-6.21				
Cash	2.66	--	2.66				

Past performance does not predict future returns. The figures are calculated in the share class base currency, dividend reinvested, net of fees. The benchmark data is that of the reference benchmark of the fund, as this data is calculated at fund level rather than share class level. The reference benchmark of the fund is 100% JACI Non-Investment Grade Corporate Index
 Source: HSBC Asset Management, data as at 30 April 2025

Currency Allocation (%)	Fund	Reference Benchmark	Relative
USD	100.06	100.00	0.06
EUR	1.13	--	1.13
AUD	0.02	--	0.02
HKD	0.01	--	0.01
CNY	0.00	--	0.00
GBP	0.00	--	0.00
SGD	-0.08	--	-0.08
INR	-1.14	--	-1.14

Geographical allocation (%)




Sector allocation (%)	Fund	Reference Benchmark	Relative
Real Estate	24.82	16.26	8.56
Consumer Cyclical	18.79	16.51	2.28
Banks	10.52	24.59	-14.07
Utilities	9.32	8.22	1.10
Basic Materials	7.85	5.93	1.92
Energy	6.33	6.71	-0.39
Diversified Finan serv	6.11	4.69	1.42
Communications	3.37	2.93	0.44
Insurance	2.85	1.69	1.16
Industrial	2.22	3.74	-1.52
Other Sectors	5.16	8.72	-3.56
Cash	2.66	--	2.66

Top 10 holdings	Weight (%)
GLP CHINA 2.950 29/03/26	2.03
VEDANTA RESOURCE 10.875 17/09/29	1.94
FORTUNE STAR 8.500 19/05/28	1.87
SAN MIGUEL GLOBA 8.750	1.87
STANDARD CHART 7.625	1.63
FRANSHION BRILLA 4.250 23/07/29	1.56
KAWASAN INDUSTRI 8.000 15/12/27	1.52
CONTINUUM GRN CO 7.500 26/06/33	1.47
CAS CAPITAL NO1 4.000	1.42
KRUNG THAI BK/KY 4.400	1.41

Risk disclosures

- Derivatives may be used by the Fund, and these can behave unexpectedly. The pricing and volatility of many derivatives may diverge from strictly reflecting the pricing or volatility of their underlying reference(s), instrument or asset.
- Investment Leverage occurs when the economic exposure is greater than the amount invested, such as when derivatives are used. A Fund that employs leverage may experience greater gains and/or losses due to the amplification effect from a movement in the price of the reference source.
- Where overseas investments are held the rate of currency exchange may cause the value of such investments to go down as well as up.
- Further information on the potential risks can be found in the Key Information Document (KID) and/or the Prospectus or Offering Memorandum.

Follow us on:



UK Investor/Adviser E-mail:
wholesale.clientservices@hsbc.com
Lines are open 9am to 5pm Monday to Friday (excluding public holidays). To help the ACD and the Administrator continually improve their services and in the interests of security, they may monitor and/or record your communications with them.

Glossary



www.assetmanagement.hsbc.co.uk/en/api/v1/download/document/gb00b80qg615/gb/en/glossary

Index disclaimer

Information has been obtained from sources believed to be reliable but J.P. Morgan does not warrant its completeness or accuracy. The Index is used with permission. The Index may not be copied, used, or distributed without J.P. Morgan's prior written approval. Copyright 2025, J.P. Morgan Chase & Co. All rights reserved.

Benchmark disclosure

The Investment Advisor will use its discretion to invest in securities not included in the reference benchmark based on active investment management strategies and specific investment opportunities. It is foreseen that a significant percentage of the Fund's investments will be components of the reference benchmark. However, their weightings may deviate materially from those of the reference benchmark. The deviation of the Fund's underlying investments' weightings relative to the benchmark are monitored, but not constrained, to a defined range.

Source: HSBC Asset Management, data as at 30 April 2025

Important information

The material contained herein is for marketing purposes and is for your information only. This document is not contractually binding nor are we required to provide this to you by any legislative provision. It does not constitute legal, tax or investment advice or a recommendation to any reader of this material to buy or sell investments. You must not, therefore, rely on the content of this document when making any investment decisions.

This material is not intended for distribution to or use by any person or entity in any jurisdiction or country where such distribution or use would be contrary to law or regulation. This material is not and should not be construed as an offer to sell or the solicitation of an offer to purchase or subscribe to any investment.

Any views expressed were held at the time of preparation and are subject to change without notice. While any forecast, projection or target where provided is indicative only and not guaranteed in any way. HSBC Global Asset Management (UK) Limited accepts no liability for any failure to meet such forecast, projection or target.

This fund is a sub-fund of the HSBC Global Investment Funds, a Luxembourg domiciled Société d'investissement à Capital Variable (SICAV). UK based investors in HSBC Global Investment Funds are advised that they may not be afforded some of the protections conveyed by the provisions of the Financial Services and Markets Act 2000. HSBC Global Investment Funds is recognised in the United Kingdom by the Financial Conduct Authority under section 264 of the Act. The shares in HSBC Global Investment Funds have not been and will not be offered for sale or sold in the United States of America, its territories or possessions and all areas subject to its jurisdiction, or to United States Persons. All applications are made on the basis of the current HSBC Global Investment Funds Prospectus, Key Investor Information Document (KIID), Supplementary Information Document (SID) and most recent annual and semi-annual reports, which can be obtained upon request free of charge from HSBC Global Asset Management (UK) Limited, 8 Canada Square, Canary Wharf, London, E14 5HQ, UK, or the local distributors. Investors and potential investors should read and note the risk warnings in the prospectus and relevant KIID and additionally, in the case of retail clients, the information contained in the supporting SID.

Further information about the Company including the Prospectus, the most recent annual and semi-annual reports of the Company and the latest share prices, may be obtained free of charge, in English, from the Registrar and Transfer Agent by emailing amgtransferagency@lu.hsbc.com, or by visiting www.global.assetmanagement.hsbc.com.

The most recent Prospectus is available in English and German. Key Investor Information Document (KID) are available in the local language where they are registered.

To help improve our service and in the interests of security we may record and/or monitor your communication with us. HSBC Global Asset Management (UK) Limited provides information to Institutions, Professional Advisers and their clients on the investment products and services of the HSBC Group.

Approved for issue in the UK by HSBC Global Asset Management (UK) Limited, who are authorised and regulated by the Financial Conduct Authority. www.assetmanagement.hsbc.co.uk

Copyright © HSBC Global Asset Management (UK) Limited 2025. All rights reserved.

Further Information can be found in the prospectus and in our Key Investor Information Documents published in our Fund Centre at www.assetmanagement.hsbc.co.uk

Term: The management company cannot terminate the Fund unilaterally. The Board of Directors may furthermore decide to liquidate the Fund in certain circumstances set out in the prospectus and articles of incorporation of the Fund. Further additional and complete information (including but not limited to) investor rights, costs and charges, please refer to the prospectus.