

## HSBC Global Investment Funds

# GLOBAL EQUITY QUALITY INCOME

Marketing communication | Monthly report 31 July 2025 | Share class ZQ1

This product is based overseas and is not subject to UK sustainable investment labelling and disclosure requirements.



### Investment objective

The Fund aims to provide income and moderate capital growth by investing in global developed market shares, while promoting environmental, social and governance (ESG) characteristics within the meaning of Article 8 of SFDR. The Fund aims to improve on its reference benchmark's ESG score.



### Investment strategy

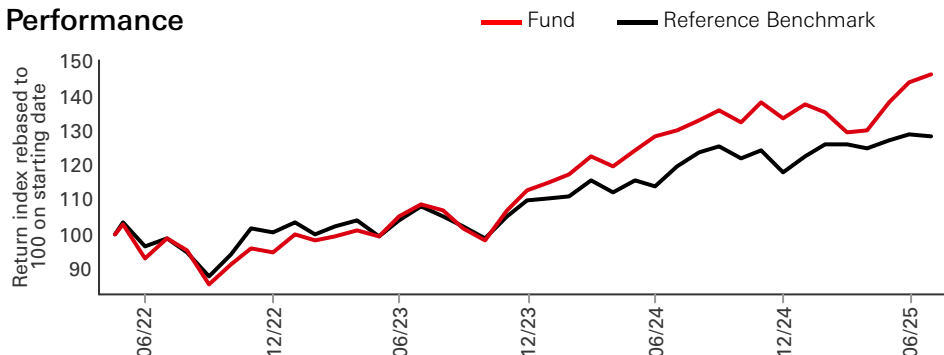
The Fund is actively managed. In normal market conditions, the Fund will invest at least 90% of its assets in shares (or securities similar to shares) of companies of any size that are based in developed markets. The Fund uses a factor-based portfolio construction process to identify securities and ranks them based on an income score derived from quality income characteristics; these may include: Dividend Yield, Return on Investment Capital and Free Cash Flow Yield. Companies considered for inclusion within the Fund's portfolio will be subject to excluded activities in accordance with HSBC Asset Management's Responsible Investment Policies, which may change from time to time. The Fund may invest up to 10% in other funds. See the Prospectus for a full description of the investment objectives and derivative usage.



### Main risks

- The value of investible securities can change over time due to a wide variety of factors, including but not limited to: political and economic news, government policy, changes in demographics, cultures and populations, natural or human-caused disasters etc.
- The Fund may be concentrated in a limited number of securities, economic sectors and/or countries and as a result, may be more volatile and have a greater risk of loss than more broadly diversified funds.
- Derivatives may be used by the Fund, and these can behave unexpectedly. The pricing and volatility of many derivatives may diverge from strictly reflecting the pricing or volatility of their underlying reference(s), instrument or asset.

### Performance



### Share class details

| Key metrics                     |  |
|---------------------------------|--|
| NAV per share                   | USD 13.56  |
| Performance 1 month             | 1.86%  |
| Volatility 3 years              | 13.82%   |
| Fund facts                      |  |
| UCITS V compliant               | Yes  |
| UK reporting fund status (UKRS) | Yes  |
| ISA eligible                    | Yes  |
| Dividend treatment              | Distributing   |
| Distribution frequency          | Quarterly  |
| Dividend ex-date                | 26 June 2025   |
| Dividend yield <sup>1</sup>     | 2.14%  |
| Last paid dividend              | 0.093548   |
| Dealing frequency               | Daily  |
| Valuation time                  | 17:00 Luxembourg   |
| Share class base currency       | USD  |
| Domicile                        | Luxembourg   |
| Inception date                  | 18 May 2022  |
| Fund size                       | USD 254,892,314  |
| Reference benchmark             | 100% MSCI World High Dividend Index                        |
| Managers                        | HSBC Index and Systematic Equity Portfolio Management Team |

### Fees and expenses

| Minimum initial investment <sup>2</sup> | USD 1,000,000 |
|---|---------------|
| Ongoing charge figure <sup>3</sup>      | 0.148%        |
| Codes                                   |               |
| ISIN                                    | LU2436908110  |
| Bloomberg ticker                        | HSSEIZU LX    |
| SEDOL                                   | BNG4V03       |

<sup>1</sup>Dividend Yield: represents the ratio of distributed income over the last 12 months to the fund's current Net Asset Value.  
<sup>2</sup>Please note that initial minimum subscription may vary across different distributors  
<sup>3</sup>Ongoing Charges Figure is based on expenses over a year. The figure includes annual management charge but not the transaction costs. Such figures may vary from time to time.

Past performance does not predict future returns. The figures are calculated in the share class base currency, dividend reinvested, net of fees.

This is a marketing communication. Please refer to the prospectus and to the KID before making any final investment decisions.

For definition of terms, please refer to the Glossary QR code and Prospectus.

Prior to 30/04/2025 the fund name was HSBC GLOBAL INVESTMENT FUNDS - GLOBAL SUSTAINABLE EQUITY INCOME

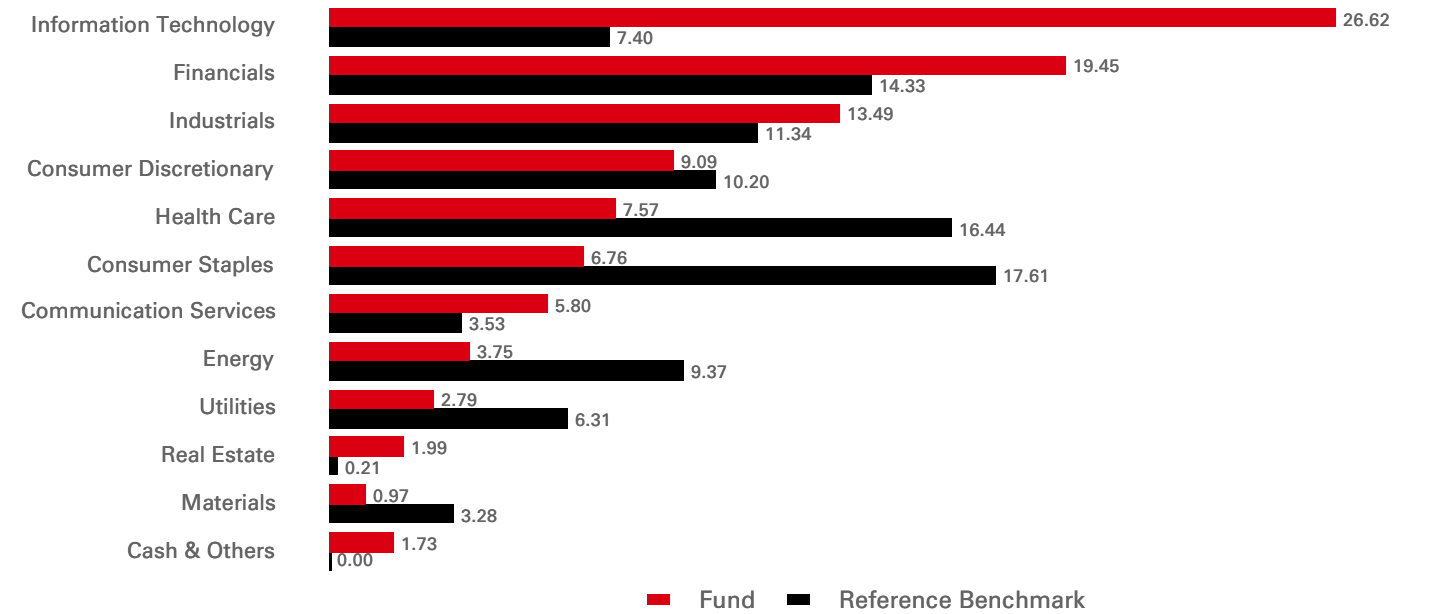
Source: HSBC Asset Management, data as at 31 July 2025

| Performance (%)     | YTD  | 1 month | 3 months | 6 months | 1 year | 3 years ann | 5 years ann | Since inception ann |
|---------------------|------|---------|----------|----------|--------|-------------|-------------|---------------------|
| ZQ1                 | 9.85 | 1.86    | 12.86    | 6.62     | 12.72  | 14.01       | --          | 12.62               |
| Reference Benchmark | 8.56 | -0.72   | 2.85     | 4.92     | 7.48   | 9.08        | --          | 8.04                |

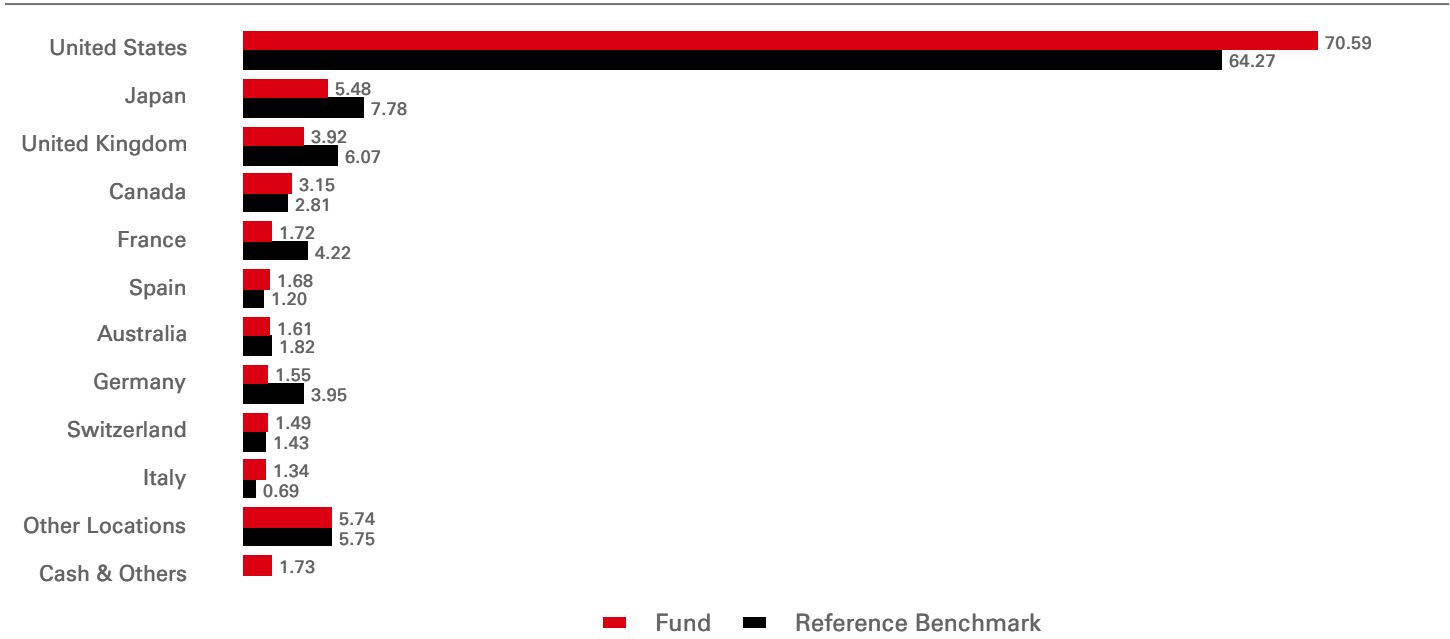
| Rolling performance (%) | 31/07/24-31/07/25 | 31/07/23-31/07/24 | 31/07/22-31/07/23 | 31/07/21-31/07/22 | 31/07/20-31/07/21 |
|-------------------------|-------------------|-------------------|-------------------|-------------------|-------------------|
| ZQ1                     | 12.72             | 19.88             | 9.66              | --                | --                |
| Reference Benchmark     | 7.48              | 10.78             | 9.01              | --                | --                |

| Equity characteristics       | Fund    | Reference Benchmark | 3-Year Risk Measures | ZQ1    | Reference Benchmark |
|------------------------------|---------|---------------------|----------------------|--------|---------------------|
| No. of holdings ex cash      | 141     | 355                 | Volatility           | 13.82% | 12.69%              |
| Average market cap (USD Mil) | 816,950 | 151,356             | Information ratio    | 0.65   | --                  |
|                              |         |                     | Beta                 | 0.91   | --                  |

Sector allocation (%)



Geographical allocation (%)



| Top 10 holdings            | Sector                 | Weight (%) |
|----------------------------|------------------------|------------|
| NVIDIA Corp                | Information Technology | 6.52       |
| Microsoft Corp             | Information Technology | 6.27       |
| Apple Inc                  | Information Technology | 3.40       |
| Amazon.com Inc             | Consumer Discretionary | 1.92       |
| Alphabet Inc               | Communication Services | 1.82       |
| HP Inc                     | Information Technology | 1.63       |
| Cisco Systems Inc          | Information Technology | 1.24       |
| Home Depot Inc/The         | Consumer Discretionary | 1.22       |
| Eli Lilly & Co             | Health Care            | 1.18       |
| Verizon Communications Inc | Communication Services | 1.14       |

| MSCI ESG Score      | ESG score | E   | S   | G   |
|---------------------|-----------|-----|-----|-----|
| Fund                | 8.1       | 6.8 | 6.1 | 6.1 |
| Reference benchmark | 6.6       | 6.7 | 5.1 | 5.6 |

The MSCI ESG Key Issue Score is the numerical, weighted average of MSCI's E, S, and G pillar scores. A higher number indicates a more favourable ESG profile in the view of MSCI.

The weighted averages of the Key Issue Scores are aggregated and companies' scores are normalized by their industries. After any overrides are factored in, each company's Final Industry-Adjusted Score corresponds to a rating.

For more information, see MSCI ESG Ratings Methodology @ <https://www.msci.com/esg-and-climate-methodologies>

## Risk disclosures

- Investment Leverage occurs when the economic exposure is greater than the amount invested, such as when derivatives are used. A Fund that employs leverage may experience greater gains and/or losses due to the amplification effect from a movement in the price of the reference source.
- Where overseas investments are held the rate of currency exchange may cause the value of such investments to go down as well as up.
- Further information on the potential risks can be found in the Key Information Document (KID) and/or the Prospectus or Offering Memorandum.

## Index disclaimer

Source: MSCI. The MSCI information may only be used for your internal use, may not be reproduced or disseminated in any form and may not be used as a basis for or a component of any financial instruments or products or indices. None of the MSCI information is intended to constitute investment advice or a recommendation to make (or refrain from making) any kind of investment decision and may not be relied on as such. Historical data and analysis should not be taken as an indication or guarantee of any future performance analysis, forecast or prediction. The MSCI information is provided on an "as is" basis and the user of this information assumes the entire risk of any use made of this information. MSCI, each of its affiliates and each other person involved in or related to compiling, computing or creating any MSCI information (collectively, the "MSCI Parties") expressly disclaims all warranties (including, without limitation, any warranties of originality, accuracy, completeness, timeliness, non-infringement, merchantability and fitness for a particular purpose) with respect to this information. Without limiting any of the foregoing, in no event shall any MSCI Party have any liability for any direct, indirect, special, incidental, punitive, consequential (including, without limitation, lost profits) or any other damages. (www.msci.com)

## Benchmark disclosure

The Investment Advisor will use its discretion to invest in securities not included in the reference benchmark (MSCI World) based on active investment management strategies and specific investment opportunities. It is foreseen that a significant percentage of the Fund's investments will be components of the reference benchmark. However, their weightings may deviate materially from those of the reference benchmark. The performance benchmark (MSCI World High Dividend) does not constrain the Fund's portfolio construction. The Investment Advisor will hence use its discretion to invest in securities not included in this benchmark and deviation from this benchmark may be material. The reference benchmark offers a large and diversified investment universe and is used for risk management and portfolio construction. The high dividend performance benchmark offers a more appropriate index to compare the fund's performance but does not provide sufficient investment opportunities to be used as the sole benchmark. The deviation of the Fund's performance relative to the reference benchmark is also monitored, but not constrained, to a defined range.

**Source: HSBC Asset Management, data as at 31 July 2025**

Follow us on:



UK Investor/Adviser E-mail:  
wholesale.clientservices@hsbc.com  
Lines are open 9am to 5pm Monday to Friday (excluding public holidays). To help the ACD and the Administrator continually improve their services and in the interests of security, they may monitor and/or record your communications with them.

---

### Glossary



[www.assetmanagement.hsbc.co.uk/en/api/v1/download/document/gb00b80qg615/gb/en/glossary](https://www.assetmanagement.hsbc.co.uk/en/api/v1/download/document/gb00b80qg615/gb/en/glossary)

## Important information

The material contained herein is for marketing purposes and is for your information only. This document is not contractually binding nor are we required to provide this to you by any legislative provision. It does not constitute legal, tax or investment advice or a recommendation to any reader of this material to buy or sell investments. You must not, therefore, rely on the content of this document when making any investment decisions.

This material is not intended for distribution to or use by any person or entity in any jurisdiction or country where such distribution or use would be contrary to law or regulation. This material is not and should not be construed as an offer to sell or the solicitation of an offer to purchase or subscribe to any investment.

Any views expressed were held at the time of preparation and are subject to change without notice. While any forecast, projection or target where provided is indicative only and not guaranteed in any way. HSBC Global Asset Management (UK) Limited accepts no liability for any failure to meet such forecast, projection or target.

This fund is a sub-fund of the HSBC Global Investment Funds, a Luxembourg domiciled Société d'investissement à Capital Variable (SICAV). UK based investors in HSBC Global Investment Funds are advised that they may not be afforded some of the protections conveyed by the provisions of the Financial Services and Markets Act 2000. HSBC Global Investment Funds is recognised in the United Kingdom by the Financial Conduct Authority under section 264 of the Act. The shares in HSBC Global Investment Funds have not been and will not be offered for sale or sold in the United States of America, its territories or possessions and all areas subject to its jurisdiction, or to United States Persons. All applications are made on the basis of the current HSBC Global Investment Funds Prospectus, Key Investor Information Document (KIID), Supplementary Information Document (SID) and most recent annual and semi-annual reports, which can be obtained upon request free of charge from HSBC Global Asset Management (UK) Limited, 8 Canada Square, Canary Wharf, London, E14 5HQ. UK, or the local distributors. Investors and potential investors should read and note the risk warnings in the prospectus and relevant KIID and additionally, in the case of retail clients, the information contained in the supporting SID.

Further information about the Company including the Prospectus, the most recent annual and semi-annual reports of the Company and the latest share prices, may be obtained free of charge, in English, from the Registrar and Transfer Agent by emailing [amgtransferagency@lu.hsbc.com](mailto:amgtransferagency@lu.hsbc.com) , or by visiting [www.global.assetmanagement.hsbc.com](http://www.global.assetmanagement.hsbc.com).

The most recent Prospectus is available in English and German. Key Investor Information Document (KID) are available in the local language where they are registered.

To help improve our service and in the interests of security we may record and/or monitor your communication with us. HSBC Global Asset Management (UK) Limited provides information to Institutions, Professional Advisers and their clients on the investment products and services of the HSBC Group.

Approved for issue in the UK by HSBC Global Asset Management (UK) Limited, who are authorised and regulated by the Financial Conduct Authority. [www.assetmanagement.hsbc.co.uk](http://www.assetmanagement.hsbc.co.uk)

Copyright © HSBC Global Asset Management (UK) Limited 2025. All rights reserved.

Further Information can be found in the prospectus and in our Key Investor Information Documents published in our Fund Centre at [www.assetmanagement.hsbc.co.uk](http://www.assetmanagement.hsbc.co.uk)

Term: The management company cannot terminate the Fund unilaterally. The Board of Directors may furthermore decide to liquidate the Fund in certain circumstances set out in the prospectus and articles of incorporation of the Fund. Further additional and complete information (including but not limited to) investor rights, costs and charges, please refer to the prospectus.

Detailed information for article 8 and 9 sustainable investment products, as categorised under the Sustainable Finance Disclosure Regulation (SFDR), including; description of the environmental or social characteristics or the sustainable investment objective; methodologies used to assess, measure and monitor the environmental or social characteristics and the impact of the selected sustainable investments and; objectives and benchmark information, can be found at: <https://www.assetmanagement.hsbc.co.uk/en/intermediary/investment-expertise/sustainable-investments/sustainable-investment-product-offering>