

## HSBC Global Investment Funds

# GLOBAL INFRASTRUCTURE EQUITY

Marketing communication | Monthly report 31 July 2025 | Share class AD

This product is based overseas and is not subject to UK sustainable investment labelling and disclosure requirements.



## Investment objective

The Fund aims to provide long term capital growth and income by investing in a concentrated, globally diversified portfolio of listed infrastructure shares, while promoting environmental, social and governance (ESG) characteristics. The Fund also aims to achieve a higher ESG score than the weighted average of the constituents of its reference benchmark. The Fund qualifies under Article 8 of SFDR.



## Investment strategy

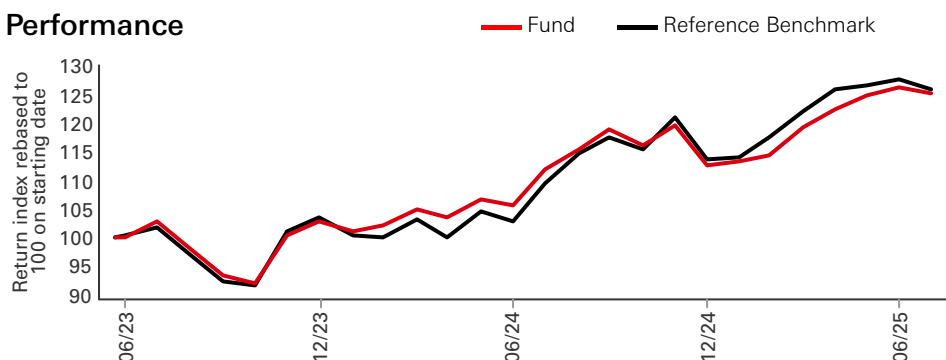
The Fund is actively managed. The Fund will invest at least 90% of its assets in shares (or securities similar to shares) of infrastructure related companies of any size, that are based in any country including developed and emerging markets. The Fund uses a bottom-up quality and valuation-based investment approach. The identification and analysis of a company's environmental and social factors and corporate governance practices is an integral part of the investment decision making process. The Fund can invest up to 20% in China A and China B-shares, up to 10% in other funds, may invest in money market instruments for treasury purposes and up to 25% in Real Estate Investment Trusts. See the Prospectus for a full description of the investment objectives and derivative usage.



## Main risks

- The value of investible securities can change over time due to a wide variety of factors, including but not limited to: political and economic news, government policy, changes in demographics, cultures and populations, natural or human-caused disasters etc.
- Investing in other funds involves certain risks an investor would not face if investing in markets directly. Governance of underlying assets can be the responsibility of third-party managers.
- The Fund may be concentrated in a limited number of securities, economic sectors and/or countries and as a result, may be more volatile and have a greater risk of loss than more broadly diversified funds.

## Performance



## Share class details

### Key metrics

NAV per share	<b>USD 12.31</b>
Performance 1 month	<b>-1.04%</b>

### Fund facts

UCITS V compliant	<b>Yes</b>
UK reporting fund status (UKRS)	<b>Yes</b>
ISA eligible	<b>Yes</b>
Dividend treatment	<b>Distributing</b>
Distribution frequency	<b>Annually</b>
Dividend ex-date	<b>23 May 2025</b>
Dividend yield <sup>1</sup>	<b>1.16%</b>
Last paid dividend	<b>0.142267</b>
Dealing frequency	<b>Daily</b>
Valuation time	<b>17:00 Luxembourg</b>
Share class base currency	<b>USD</b>
Domicile	<b>Luxembourg</b>
Inception date	<b>20 June 2023</b>
Fund size	<b>USD 2,039,233,755</b>
Reference benchmark	<b>100% Dow Jones Brookfield Global Infrastructure</b>

Managers **Giuseppe CORONA**

### Fees and expenses

Minimum initial investment <sup>2</sup>	<b>USD 5,000</b>
Ongoing charge figure <sup>3</sup>	<b>1.850%</b>

### Codes

ISIN	<b>LU2449327548</b>
Bloomberg ticker	<b>HSGIEAD LX</b>
SEDOL	<b>BN95B92</b>

<sup>1</sup>Dividend Yield: represents the ratio of distributed income over the last 12 months to the fund's current Net Asset Value.

<sup>2</sup>Please note that initial minimum subscription may vary across different distributors

<sup>3</sup>Ongoing Charges Figure is an estimate as the share class has not been priced for a full financial year.

Past performance does not predict future returns. The figures are calculated in the share class base currency, dividend reinvested, net of fees.

This is a marketing communication. Please refer to the prospectus and to the KID before making any final investment decisions. For definition of terms, please refer to the Glossary QR code and Prospectus.

From launch to 30th August 2022 the benchmark was 50% Dow Jones Brookfield Global Infrastructure. 50% FTSE Global Core Infrastructure 50/50

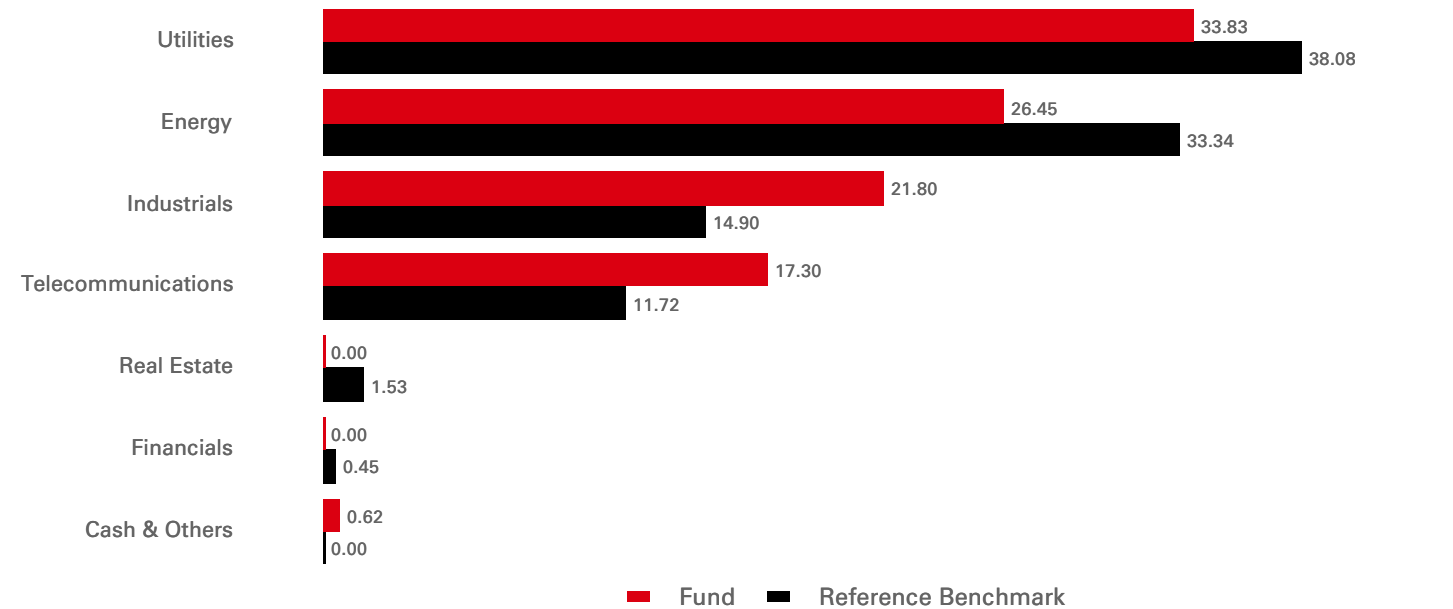
Source: HSBC Asset Management, data as at 31 July 2025

Performance (%)	YTD	1 month	3 months	6 months	1 year	3 years ann	5 years ann	Since inception ann
AD	11.04	-1.04	2.31	10.37	11.70	--	--	11.20
Reference Benchmark	10.65	-1.34	-0.12	10.63	14.89	--	--	11.54

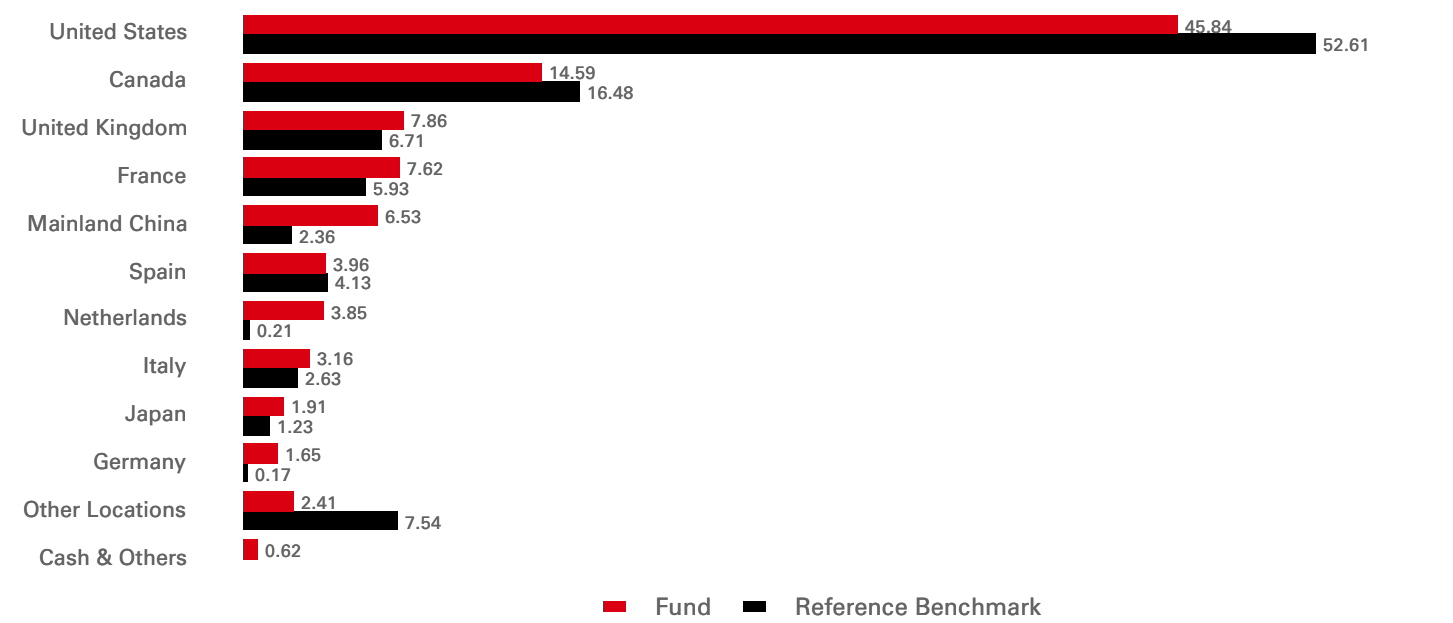
Rolling performance (%)	31/07/24-31/07/25	31/07/23-31/07/24	31/07/22-31/07/23	31/07/21-31/07/22	31/07/20-31/07/21
AD	11.70	8.92	--	--	--
Reference Benchmark	14.89	7.84	--	--	--

Equity characteristics	Fund	Reference Benchmark	3-Year Risk Measures	AD	Reference Benchmark
No. of holdings ex cash	38	100	Volatility	--	--
Average market cap (USD Mil)	35,606	46,123	Information ratio	--	--
			Beta	--	--

Sector allocation (%)



Geographical allocation (%)



Top 10 holdings	Sector	Weight (%)
Cheniere Energy Inc	Energy	6.43
American Tower Corp	Telecommunications	5.89
Eversource Energy	Utilities	5.03
Sempra	Utilities	4.37
Pembina Pipeline Corp	Energy	4.33
Cellnex Telecom SA	Telecommunications	3.96
Koninklijke Vopak NV	Industrials	3.85
Pennon Group PLC	Utilities	3.61
National Grid PLC	Utilities	3.60
Enbridge Inc	Energy	3.55

MSCI ESG Score	ESG score	E	S	G
Fund	7.8	7.2	6.5	6.6
Reference benchmark	6.8	6.7	5.8	5.9

The MSCI ESG Key Issue Score is the numerical, weighted average of MSCI's E, S, and G pillar scores. A higher number indicates a more favourable ESG profile in the view of MSCI.


The weighted averages of the Key Issue Scores are aggregated and companies' scores are normalized by their industries. After any overrides are factored in, each company's Final Industry-Adjusted Score corresponds to a rating.

For more information, see MSCI ESG Ratings Methodology @ <https://www.msci.com/esg-and-climate-methodologies>

## Risk disclosures

- Investment Leverage occurs when the economic exposure is greater than the amount invested, such as when derivatives are used. A Fund that employs leverage may experience greater gains and/or losses due to the amplification effect from a movement in the price of the reference source.
- Real estate and related investments can be negatively impacted by any factor that makes an area or individual property less valuable.
- Liquidity is a measure of how easily the Fund's holdings can be quickly converted to cash. The value of the Fund's holdings may be significantly impacted by liquidity risk during adverse market conditions.
- Where overseas investments are held the rate of currency exchange may cause the value of such investments to go down as well as up.
- Further information on the potential risks can be found in the Key Information Document (KID) and/or the Prospectus or Offering Memorandum.

Follow us on:



UK Investor/Adviser E-mail:  
wholesale.clientservices@hsbc.com  
Lines are open 9am to 5pm Monday to Friday (excluding public holidays). To help the ACD and the Administrator continually improve their services and in the interests of security, they may monitor and/or record your communications with them.

---

## Glossary



[www.assetmanagement.hsbc.co.uk/en/api/v1/download/document/gb00b80qg615/gb/en/glossary](http://www.assetmanagement.hsbc.co.uk/en/api/v1/download/document/gb00b80qg615/gb/en/glossary)

## Index disclaimer

The Dow Jones Brookfield Global Infrastructure Index is a product of S&P Dow Jones Indices LLC ("SPDJI"), and has been licensed for use by HSBC Asset Management. Standard & Poor's®, S&P 500®, US 500, The 500, iBoxx®, iTraxx® and CDX® are registered trademarks of S&P Global, Inc. ("S&P"); Dow Jones® is a registered trademark of Dow Jones Trademark Holdings LLC ("Dow Jones"); and these trademarks have been licensed for use by SPDJI and sublicensed for certain purposes by HSBC Asset Management. HSBC Asset Management's Fund is not sponsored, endorsed, sold or promoted by SPDJI, Dow Jones, S&P, their respective affiliates, and none of such parties make any representation regarding the advisability of investing in such product(s) nor do they have any liability for any errors, omissions, or interruptions of the Dow Jones Brookfield Global Infrastructure Index.

## Benchmark disclosure

The Investment Advisor will use its discretion to invest in securities not included in the reference benchmark based on active investment management strategies and specific investment opportunities. It is foreseen that a significant percentage of the Fund's investments will be components of the reference benchmark. However, their weightings may deviate materially from those of the reference benchmark.

**Source: HSBC Asset Management, data as at 31 July 2025**

## Important information

The material contained herein is for marketing purposes and is for your information only. This document is not contractually binding nor are we required to provide this to you by any legislative provision. It does not constitute legal, tax or investment advice or a recommendation to any reader of this material to buy or sell investments. You must not, therefore, rely on the content of this document when making any investment decisions.

This material is not intended for distribution to or use by any person or entity in any jurisdiction or country where such distribution or use would be contrary to law or regulation. This material is not and should not be construed as an offer to sell or the solicitation of an offer to purchase or subscribe to any investment.

Any views expressed were held at the time of preparation and are subject to change without notice. While any forecast, projection or target where provided is indicative only and not guaranteed in any way. HSBC Global Asset Management (UK) Limited accepts no liability for any failure to meet such forecast, projection or target.

This fund is a sub-fund of the HSBC Global Investment Funds, a Luxembourg domiciled Société d'investissement à Capital Variable (SICAV). UK based investors in HSBC Global Investment Funds are advised that they may not be afforded some of the protections conveyed by the provisions of the Financial Services and Markets Act 2000. HSBC Global Investment Funds is recognised in the United Kingdom by the Financial Conduct Authority under section 264 of the Act. The shares in HSBC Global Investment Funds have not been and will not be offered for sale or sold in the United States of America, its territories or possessions and all areas subject to its jurisdiction, or to United States Persons. All applications are made on the basis of the current HSBC Global Investment Funds Prospectus, Key Investor Information Document (KIID), Supplementary Information Document (SID) and most recent annual and semi-annual reports, which can be obtained upon request free of charge from HSBC Global Asset Management (UK) Limited, 8 Canada Square, Canary Wharf, London, E14 5HQ. UK, or the local distributors. Investors and potential investors should read and note the risk warnings in the prospectus and relevant KIID and additionally, in the case of retail clients, the information contained in the supporting SID.

Further information about the Company including the Prospectus, the most recent annual and semi-annual reports of the Company and the latest share prices, may be obtained free of charge, in English, from the Registrar and Transfer Agent by emailing [amgtransferagency@lu.hsbc.com](mailto:amgtransferagency@lu.hsbc.com) , or by visiting [www.global.assetmanagement.hsbc.com](http://www.global.assetmanagement.hsbc.com).

The most recent Prospectus is available in English and German. Key Investor Information Document (KID) are available in the local language where they are registered.

To help improve our service and in the interests of security we may record and/or monitor your communication with us. HSBC Global Asset Management (UK) Limited provides information to Institutions, Professional Advisers and their clients on the investment products and services of the HSBC Group.

Approved for issue in the UK by HSBC Global Asset Management (UK) Limited, who are authorised and regulated by the Financial Conduct Authority. [www.assetmanagement.hsbc.co.uk](http://www.assetmanagement.hsbc.co.uk)

Copyright © HSBC Global Asset Management (UK) Limited 2025. All rights reserved.

Further Information can be found in the prospectus and in our Key Investor Information Documents published in our Fund Centre at [www.assetmanagement.hsbc.co.uk](http://www.assetmanagement.hsbc.co.uk)

Term: The management company cannot terminate the Fund unilaterally. The Board of Directors may furthermore decide to liquidate the Fund in certain circumstances set out in the prospectus and articles of incorporation of the Fund. Further additional and complete information (including but not limited to) investor rights, costs and charges, please refer to the prospectus.

Detailed information for article 8 and 9 sustainable investment products, as categorised under the Sustainable Finance Disclosure Regulation (SFDR), including; description of the environmental or social characteristics or the sustainable investment objective; methodologies used to assess, measure and monitor the environmental or social characteristics and the impact of the selected sustainable investments and; objectives and benchmark information, can be found at: <https://www.assetmanagement.hsbc.co.uk/en/intermediary/investment-expertise/sustainable-investments/sustainable-investment-product-offering>